

HIGHER STANDARDS FOR YOUR PROFILE



GENERAL ADVICE

With the appearance of this tilt & turn catalogue 2006 all previous catalogues and price lists as well as other special lists lose their validity.

All images, product information and dimensions were correct at the time of printing. We reserve the right to implement changes, should these prove to serve the progress and development of our products. Model and product claims cannot be lodged.

Binding dimensions on request.

The illustration of our products do not correspond to the real specification in either case.

For misprints we can assume no liability.

IMPRINT

CARL FUHR GmbH & Co. KG

Postfach 10 02 64 · D-42567 Heiligenhaus

Carl-Fuhr-Straße 12 · D-42579 Heiligenhaus

Phone: +49 (0) 20 56/5 92-0

Fax: +49 (0) 20 56/59 23 84

E-Mail: info@fuhr.de

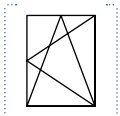
Internet: www.fuhr.de

© 2006 CARL FUHR GmbH & Co. KG

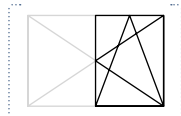
All rights reserved. The reproduction, alteration and duplication of any kind - complete or partial - without written authorisation are permitted.

TILT & TURN CATALOGUE
2006

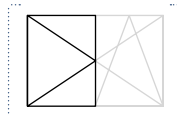
PICTOGRAPHS



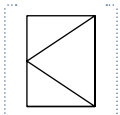
Tilt & turn window



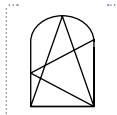
French window
tilt & turn master leaf



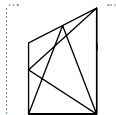
French window
slave leaf



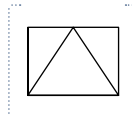
Turn-only window



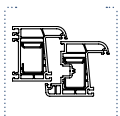
Arched window




Angled window



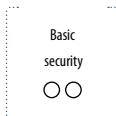
Tilt-only window



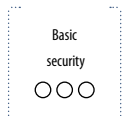
PVCu profile



Basic security
grade 1



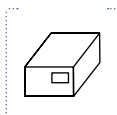
Basic security
grade 2



Basic security
grade 3




Security WK 2



Packing unit



Weight / item



Discount group



recommended
retail prices in EURO per
item exclusive of VAT



Roller cam



Mushroom cam

INDEX OF CONTENTS

CHAPTER | 1
COMPANY

CHAPTER | 2
HARDWARE OVERVIEW

CHAPTER | 3
INDIVIDUAL COMPONENTS

CHAPTER | 4
PROFILE-RELATED
COMPONENTS

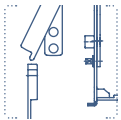
CHAPTER | 5
INSTALLATION
INSTRUCTIONS

CHAPTER | 6
IMPORTANT DETAILS



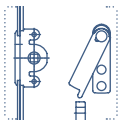
CHAPTER | 1
Company

Page 6



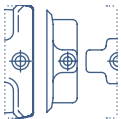
CHAPTER | 2
Hardware overview

Page 15



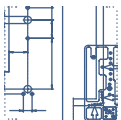
CHAPTER | 3
Individual components

Page 109



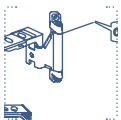
CHAPTER | 4
Profile-related components

Page 209



CHAPTER | 5
Installation instructions

Page 267



CHAPTER | 6
Important details

Page 307

COMPANY



OUR HISTORY – OUR FUTURE AIMS!

Yesteryear: When Mr Carl FUHR founded his one-man workshop for locks and building hardware in Heiligenhaus near Düsseldorf in 1859, he was one of many who were trying to make their fortune in this metropolis of industry. Yet as soon as the second generation, the company had transformed itself into a genuine manufacturing company – with a steam engine and the first presses, with master craftsmen, assistants and apprentices.

Today: FUHR is among the market leaders in the sector as a medium-sized family company. With a broad, innovative product portfolio corresponding to the constantly growing requirements of the building hardware field in terms of convenience, security and safety. In addition with a strict quality management system, FUHR has developed into a company operating on an international scale with exports representing more than 70% of total turnover.

The future: the company's aim is to further extend its share of the market in Germany and at the same time resolutely and step by step follow a path towards international markets. The course is being set in good time in order to secure the future: by continuous product modifications and innovations, by investment in the most modern machines and installations and above all however through training of young junior employees for the future generation.



INNOVATION AND A FORWARD LOOKING APPROACH

WHEN WE MAKE THINGS – WE MAKE THEM WELL!


As a manufacturer of lock and safety systems, FUHR can look back over a tradition of almost 150 years.

Throughout the company's long history, innovative strength and a forward-looking approach have been convincingly proven again and again. The product range extends from modern window hardware (tilt & turn) to pioneering multipoint locking systems (MULTISAFE) for house and flat entrance doors.

To satisfy the needs in terms of comfort, of a future society undergoing demographic change, FUHR has developed a market-leading programme of self-locking multipoint locks, taking particular account of applicable European requirements for escape routes, which result from current and future demands for use of modern property architecture.

The flagship among these new premium products is MULTITRONIC. In this innovative motorised lock with remote actuation, a numerical keypad or biometric identification, it has been possible to integrate all the components in the door for the first time. A network-compatible version can be easily incorporated in the planning of the access control concepts of current house and building technology.

With this exemplary automatic programme, FUHR is once again proving its high degree of technical competence, flexibility and know-how – in short: its market leadership!





QUALITY AND SAFETY

THE STRICTEST CONTROLS – FOR THE MOST DEMANDING CONDITIONS!

The decisive element for FUHR's international brand image right from the start was the high standard of quality and constant improvement in quality. High quality materials – with ongoing strict monitoring at each manufacturing stage – guarantee long-lasting function and a long service life.

Our own test rigs with state-of-the-art technology ensure uncompromising manufacturing quality and technically well-engineered products. These are supplemented by permanent controls by renowned independent test institutes both inside and outside Germany, including:

- RAL quality monitoring (see certificate)
- CE tests
- in addition to country-specific test certificates concerning resistance to burglary, e.g. from Germany, the Netherlands, Russia and Poland!

FUHR also has its own test rig with "burglary tools" according to DIN V EN V 1627 ff.

We are pleased to provide our own company test rigs for element pre-testing and also offer you:

- consultancy and assistance in system design and choice of fitting
- performance of weak point analyses
- customer care during testing and certification!


Arrange an appointment with us if you would like to use our special service!



In order to ensure that our partners will also be able to rely on quality and continuity in the future, our core competence continues to be based in Heiligenhaus – with our own development departments for all fields and a far-reaching vertical range of manufacture. Only a short while ago, factory 3 was inaugurated. A clear commitment to the location!

In addition, FUHR also produces in its own manufacturing works in Poland and in supplier companies in Brandenburg, Saxony, Czech Republic, Israel, China and Turkey. Everywhere under the strict conditions of ISO 9001:2000. This “location mix” also guarantees prices in line with the market, flexible manufacture and an international connection.

Fuhr therefore offers you a PLUS in terms of security – in every respect!



PRODUCT COMPETENCE AND CLOSENESS TO THE CUSTOMER

WE THINK AHEAD – WE FOLLOW YOUR IDEAS!

The highest degree of functionality and safety apply to all FUHR large series production items: whether they involve locking systems for windows, house and flat entrance doors, for side and back, balcony, patio or conservatory doors – whether for use on wood, plastic, aluminium or composite products.

At the same time, customer service at FUHR means more than perfect presale and after-sale service – product-related customer advantages also and above all represent service to the customer. A good example of this is the quality features of the **FUHR tilt and turn hardware DK2001M**.

A solution for all applications!

- **All hardware components are centrally fixed** and consequently incorrect installation is impossible.
- **Controlled adjustability for simple subsequent adjustment of the sash:**
 - Roller cam adjustment – by an eccentric pin.
 - Corner bearing adjustment – side and height.
 - Tip stay arm adjustment – by an internal hex-head screw, adjustable to right and left in this case without tools (FUHR patent).
- **Restriction of burglary up to resistance class 2:**
 - by adjustable mushroom cams with matching elegant striking plates.
- The shear forces and tensile forces are absorbed by support plates; the screws have a firm hold in the base of the groove. **Furthermore**, additional components which are retrofitable at any time, such as an anti slam device, mishandling device or sash lifter. These things are what make FUHR tilt & turn hardware so unique!

FUHR does not consider itself a supplier, but above all as a “service provider” for its customers with flexible manufacture that also allows the production of small batches and special components. With product lines with a modular structure that can be individually assembled. In addition, by further reductions in delivery times!

Furthermore, absolute customer proximity is the decisive key to our success. In the constant exchange of ideas and dialogue, innovations emerge for product developments in line with the market. In this way, we are able to react at any time to customer-specific requirements over and beyond our core sector!

Because:

Satisfied customers are our most important potential for the future!



CHAPTER | 1
COMPANY

CHAPTER | 2
HARDWARE OVERVIEW

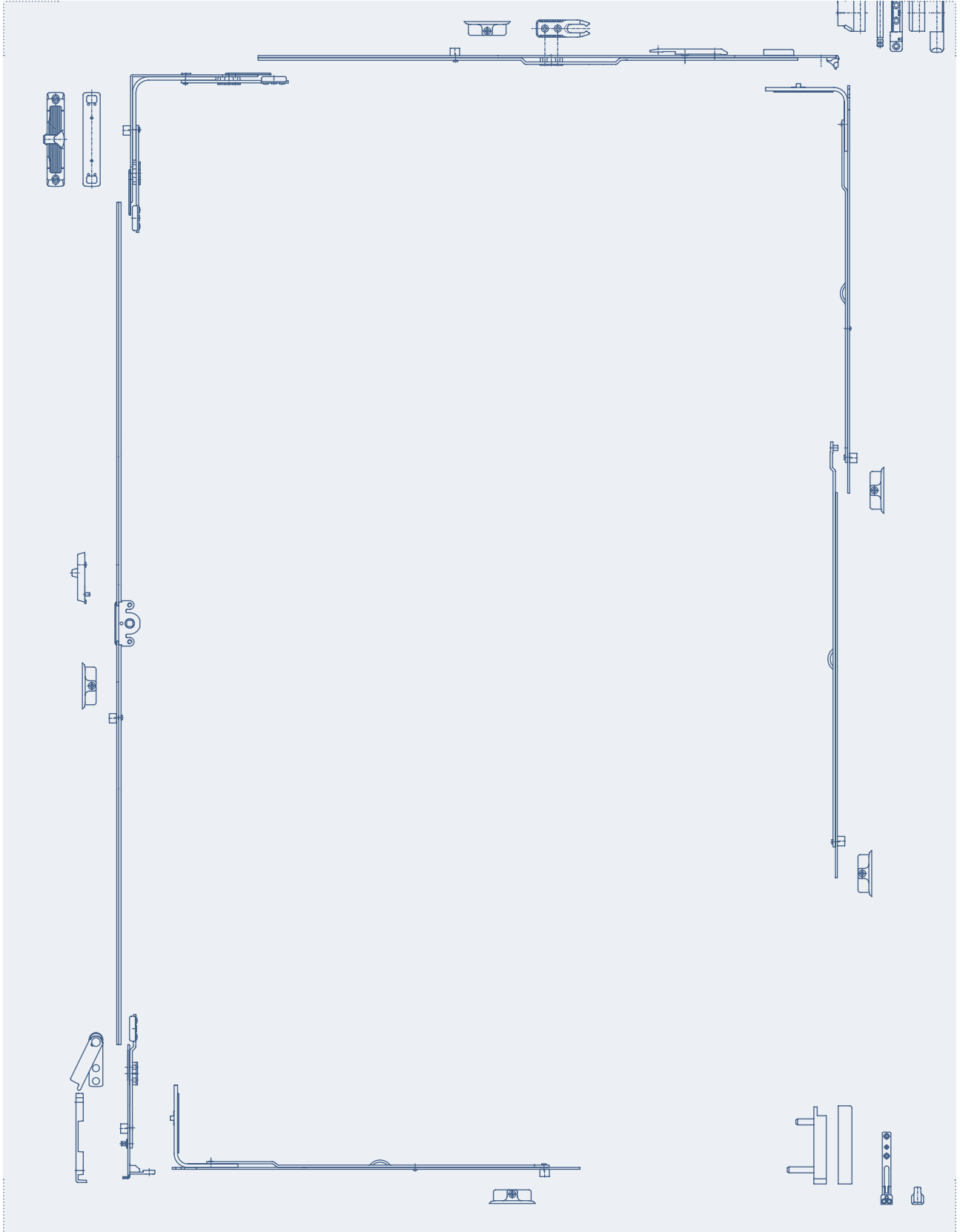
CHAPTER | 3
INDIVIDUAL COMPONENTS

CHAPTER | 4
PROFILE-RELATED
COMPONENTS

CHAPTER | 5
INSTALLATION
INSTRUCTIONS

CHAPTER | 6
IMPORTANT DETAILS

HARDWARE OVERVIEW



CHAPTER | 1
COMPANY

CHAPTER | 2
HARDWARE OVERVIEW

CHAPTER | 3
INDIVIDUAL COMPONENTS

CHAPTER | 4
PROFILE-RELATED COMPONENTS

CHAPTER | 5
INSTALLATION INSTRUCTIONS

CHAPTER | 6
IMPORTANT DETAILS

HARDWARE OVERVIEW

INDEX OF CONTENTS

PVCU:

TILT & TURN HARDWARE DK2001M

PAGE 18

Standard

single-leaf

variable handle height

Page 18

fixed handle height

Page 20

French window with shoot bolts

variable handle height

Page 22

fixed handle height

Page 26

French window with rebate lever gear

variable handle height

Page 30

fixed handle height

Page 34

Basic Security 1

single-leaf

variable handle height

Page 38

fixed handle height

Page 40

French window with rebate lever gear

variable handle height

Page 42

fixed handle height

Page 46

Basic Security 2

single-leaf

variable handle height

Page 50

fixed handle height

Page 52

French window with rebate lever gear

variable handle height

Page 54

fixed handle height

Page 58

Basic Security 3

single-leaf

variable handle height

Page 62

fixed handle height

Page 64

French window with rebate lever gear

variable handle height

Page 66

fixed handle height

Page 70

TILT & TURN HARDWARE DK2002MS

PAGE 74

Certified Security

single-leaf

variable handle height

Page 74

fixed handle height

Page 76

French window with rebate lever gear

variable handle height

Page 78

fixed handle height

Page 82

ARCHED WINDOW HARDWARE DK2001M

PAGE 86

Standard

single-leaf

variable handle height

Page 86

ANGLED WINDOW HARDWARE DK2001M

PAGE 88

Standard

single-leaf

variable handle height

Page 88

TILT BEFORE TURN HARDWARE DK2003MT

PAGE 92

Standard

single-leaf

variable handle height

Page 92

TURN-ONLY HARDWARE DK2001M

PAGE 94

Standard

single-leaf with espagnolette

variable handle height

Page 94

single-leaf with central lock

variable handle height

Page 96

fixed handle height

Page 98

INDEX OF CONTENTS

TILT-ONLY HARDWARE

→ Standard

→ single-leaf with espagnolette

→ single-leaf with central lock

→ variable handle height

→ variable handle height

PAGE 100

Page 100

Page 106

CHAPTER | 1
COMPANY

CHAPTER | 2
HARDWARE OVERVIEW

CHAPTER | 3
INDIVIDUAL COMPONENTS

CHAPTER | 4
PROFILE-RELATED
COMPONENTS

CHAPTER | 5
INSTALLATION
INSTRUCTIONS

CHAPTER | 6
IMPORTANT DETAILS

HARDWARE OVERVIEW

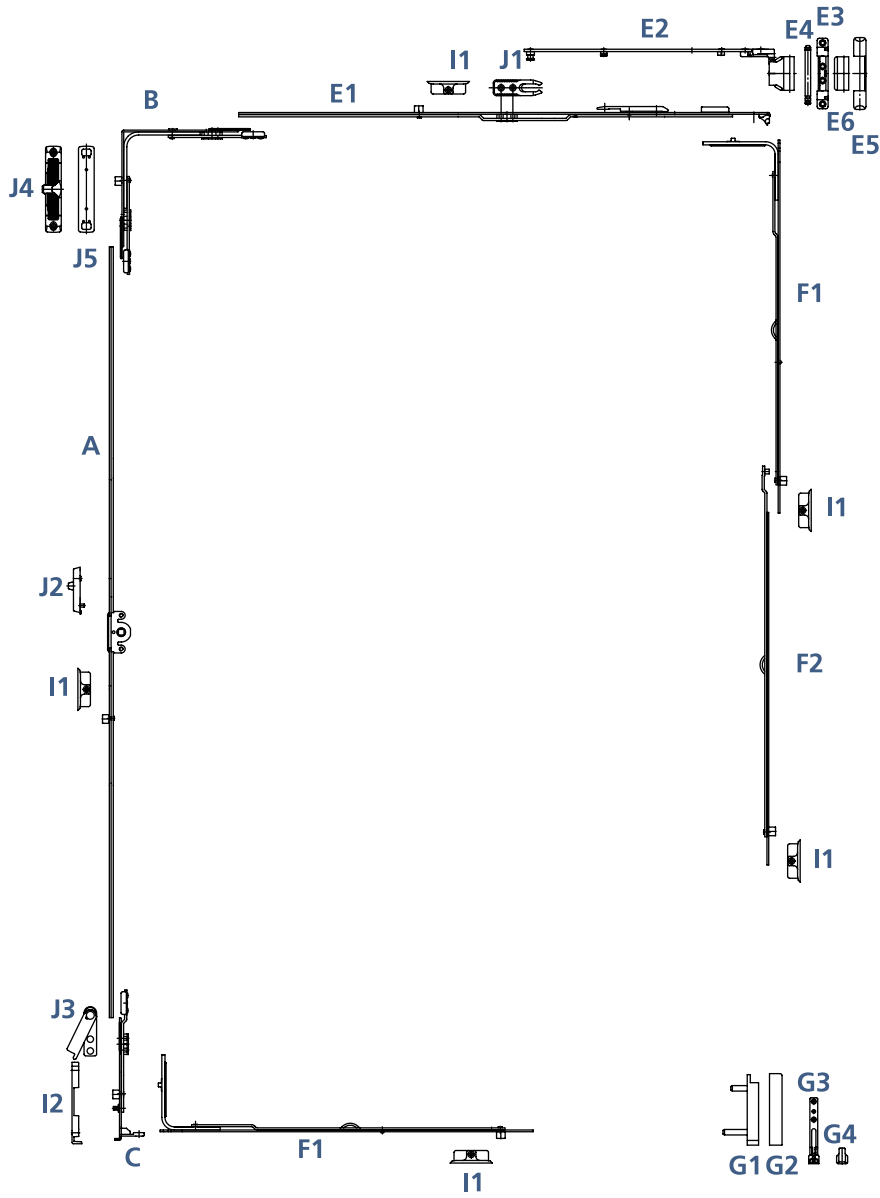
DK2001M | TILT & TURN | SINGLE-LEAF

Standard
 variable handle height
 13 mm axis



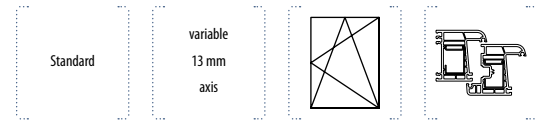
variable
 13 mm
 axis

Standard



OPTIONAL (further options see page 190 and following)

| Part | Description | Article No. | EAN No. 4033449... |  |
|------|--|--|-----------------------|---|
| J1 | Anti-slam device for top stays from size 60 | DZ12193 | 017205 | 200 |
| | Anti-slam device for top stays size 40 | DZ12874 | 017212 | 200 |
| J2 | Anti-mishandling device - l/h | DXZ1383L | 128987 | 100 |
| | Anti-mishandling device - r/h | DXZ1383R | 128994 | 100 |
| J3 | Sash lifter - l/h (installation only with tip unit/corner drive for sash lifter) | DXKF654L | 128918 | 200 |
| | Sash lifter - r/h (installation only with tip unit/corner drive for sash lifter) | DXKF654R | 128925 | 200 |
| J4 | Night vent plate | see chapter 4 - profile-related components | | |
| J5 | Shim for night vent plate | see chapter 4 - profile-related components | | |



INDIVIDUAL PARTS

| Part | Description | Sash size 1 | Sash size 2 | Cams | Article No. | EAN No. 4033449... | |
|-----------------------|---|-------------------|-----------------|------|--|-----------------------|--------|
| A | Gear - 570 | 566 - 870 | | - | DXGV1505 | 129779 | 10 |
| | Gear - 740 | 871 - 1040 | | | DXGV1507R | 129786 | 10 |
| | Gear - 1040 | 1041 - 1340 | | | DXGV1510 | 128901 | 10 |
| | Gear - 1300 | 1341 - 1600 | | | DXGV1513 | 129793 | 10 |
| | Gear - 1600 | 1601 - 1900 | | | DXGV1516 | 129809 | 10 |
| | Gear - 1900 | 1901 - 2200 | | | DXGV1519 | 129816 | 10 |
| B* | Corner drive - 150x40 | | | | DXE04 | 129656 | 50 |
| | Corner drive - 150x150 | | | | DXE150R1 | 128192 | 50 |
| C | Tip unit | | | | DXK01 | 129670 | 50 |
| | Tip unit for sash lifter | | | | DXK01F | 130485 | 50 |
| E1 | Top stay rail - 40 | 280 - 470 | | - | DXS040 | 129519 | 25 |
| | Top stay rail - 60 | 471 - 670 | | - | DXS060 | 128949 | 25 |
| | Top stay rail - 90R | 671 - 920 | | | DXS090R | 130348 | 25 |
| | Top stay rail - 120 | 921 - 1220 | | | DXS120 | 129533 | 25 |
| | Top stay rail - 150 | 1221 - 1520 | | | DXS150 | 129687 | 25 |
| | E2 | Top stay arm - 40 | 280 - 470 | | - | DXSR015 | 138351 |
| Top stay arm - 60 | | 471 - 670 | | - | DXSR025 | 129540 | 25 |
| Top stay arm - 90/120 | | 671 - 1220 | | - | DXSR035 | 129557 | 25 |
| Top stay arm - 150 | | 1221 - 1520 | | - | DXSR045 | 138559 | 25 |
| E3 | Top hinge bearing | | | - | DXSZ13278 | 129694 | 100 |
| E4 | Pin for top hinge bearing | | | - | DXSZ40119 | 129700 | 100 |
| E5 | Cap for top hinge bearing - white | | | - | DMZ12931W | 016680 | 100 |
| E6 | Cap for top hinge sash part - white | | | - | DMSZ13386W | 015911 | 100 |
| F1 | Side and bottom bolt - 400 | 751 - 920 FFB | 870 - 1040 FFH | | DXV400R | 129717 | 50 |
| | Side and bottom bolt - 600 | 921 - 1220 FFB | 1041 - 1340 FFH | | DXV600R | 130041 | 50 |
| | Side and bottom bolt - 800 | 1221 - 1520 FFB | 1341 - 2350 FFH | | DXV800R | 129724 | 25 |
| F2 | Additional bolt - 600 | | 1901 - 2200 FFH | | DXV600Z | 129830 | 50 |
| G1 | Bottom hinge - sash part 3DV-100kg | | | - | DXL3DVF | 130515 | 100 |
| G2 | Cap for bottom hinge - sash part - white | | | - | DLNZ13378W | 012392 | 100 |
| G3 | Bottom hinge - frame part 3DV-100kg | | | - | DXL3DV100R | 130508 | 100 |
| G4 | Cap for bottom hinge - frame part - white | | | - | DLZ12205W | 012422 | 100 |
| I1 | Roller plate | | | | see chapter 4 - profile-related components | | |
| I2 | Tip plate | | | | see chapter 4 - profile-related components | | |

* PLEASE NOTE!

For sash rebate widths up to 390 mm please install the corner drive 150 x 40 (Article No. DXE04).

HARDWARE OVERVIEW

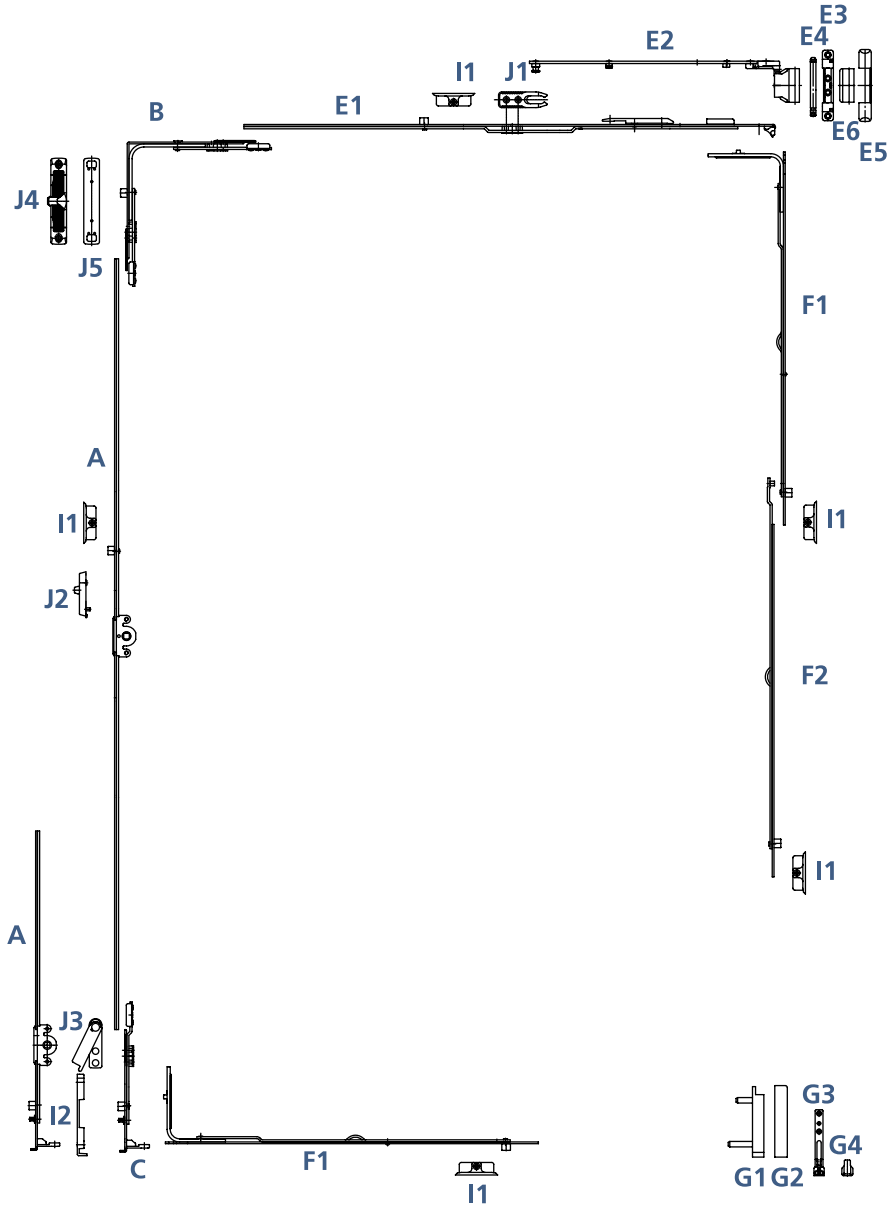
DK2001M | TILT & TURN | SINGLE-LEAF

Standard
 fixed handle height
 13 mm axis



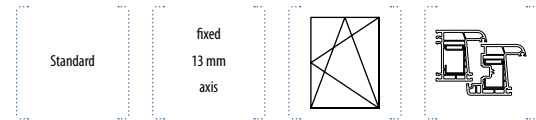
fixed
 13 mm
 axis

Standard



OPTIONAL (further options see page 190 and following)

| Part | Description | Article No. | EAN No. 4033449... | |
|------|--|--|-----------------------|-----|
| J1 | Anti-slam device for top stays from size 60 | DZ12193 | 017205 | 200 |
| | Anti-slam device for top stays size 40 | DZ12874 | 017212 | 200 |
| J2 | Anti-mishandling device - l/h | DXZ1383L | 128987 | 100 |
| | Anti-mishandling device - r/h | DXZ1383R | 128994 | 100 |
| J3 | Sash lifter - l/h (installation only with tip unit/corner drive for sash lifter) | DXKF654L | 128918 | 200 |
| | Sash lifter - r/h (installation only with tip unit/corner drive for sash lifter) | DXKF654R | 128925 | 200 |
| J4 | Night vent plate | see chapter 4 - profile-related components | | |
| J5 | Shim for night vent plate | see chapter 4 - profile-related components | | |



INDIVIDUAL PARTS

| Part | Description | Sash size 1 | Sash size 2 | Cams | Article No. | EAN No. 4033449... | |
|------------------------|---|--|-----------------|------|-------------|-----------------------|--------|
| A | Gear - 410 | 300 - 565 | | - | DXGK1504 | 129441 | 10 |
| | Gear - 500 | 566 - 650 | | - | DXGK15052 | 138481 | 10 |
| | Gear - 700 | 651 - 850 | | - | DXGK1507 | 129403 | 10 |
| | Gear - 900 | 851 - 1050 | | | DXGK1509 | 129472 | 10 |
| | Gear - 1100 | 1051 - 1250 | | | DXGK15115 | 129489 | 10 |
| | Gear - 1300 | 1251 - 1450 | | | DXGK1513 | 138498 | 10 |
| | Gear - 1500 | 1451 - 1650 | | | DXGK15156 | 138504 | 10 |
| | Gear - 1700 | 1651 - 1850 | | | DXGK15177 | 138511 | 10 |
| | Gear - 1950 | 1851 - 2100 | | | DXGK1519 | 138528 | 10 |
| | Gear - 2200 | 2101 - 2350 | | | DXGK1522 | 138535 | 10 |
| | B* | Corner drive - 150x40 | | | | DXE04 | 129656 |
| Corner drive - 150x150 | | | | | DXE150R1 | 128192 | 50 |
| C | Tip unit | | | | DXK01 | 129670 | 50 |
| | Tip unit for sash lifter | | | | DXK01F | 130485 | 50 |
| E1 | Top stay rail - 40 | 280 - 470 | | - | DXS040 | 129519 | 25 |
| | Top stay rail - 60 | 471 - 670 | | - | DXS060 | 128949 | 25 |
| | Top stay rail - 90R | 671 - 920 | | | DXS090R | 130348 | 25 |
| | Top stay rail - 120 | 921 - 1220 | | | DXS120 | 129533 | 25 |
| | Top stay rail - 150 | 1221 - 1520 | | | DXS150 | 129687 | 25 |
| E2 | Top stay arm - 40 | 280 - 470 | | - | DXSR015 | 138351 | 25 |
| | Top stay arm - 60 | 471 - 670 | | - | DXSR025 | 129540 | 25 |
| | Top stay arm - 90/120 | 671 - 1220 | | - | DXSR035 | 129557 | 25 |
| | Top stay arm - 150 | 1221 - 1520 | | - | DXSR045 | 138559 | 25 |
| E3 | Top hinge bearing | | | - | DXSZ13278 | 129694 | 100 |
| E4 | Pin for top hinge bearing | | | - | DXSZ40119 | 129700 | 100 |
| E5 | Cap for top hinge bearing - white | | | - | DMZ12931W | 016680 | 100 |
| E6 | Cap for top hinge sash part - white | | | - | DMSZ13386W | 015911 | 100 |
| F1 | Side and bottom bolt - 400 | 751 - 920 FFB | 870 - 1040 FFH | | DXV400R | 129717 | 50 |
| | Side and bottom bolt - 600 | 921 - 1220 FFB | 1041 - 1340 FFH | | DXV600R | 130041 | 50 |
| | Side and bottom bolt - 800 | 1221 - 1520 FFB | 1341 - 2350 FFH | | DXV800R | 129724 | 25 |
| F2 | Additional bolt - 600 | | 1901 - 2200 FFH | | DXV600Z | 129830 | 50 |
| G1 | Bottom hinge - sash part 3DV-100kg | | | - | DXL3DVF | 130515 | 100 |
| G2 | Cap for bottom hinge - sash part - white | | | - | DLNZ13378W | 012392 | 100 |
| G3 | Bottom hinge - frame part 3DV-100kg | | | - | DXL3DV100R | 130508 | 100 |
| G4 | Cap for bottom hinge - frame part - white | | | - | DLZ12205W | 012422 | 100 |
| I1 | Roller plate | see chapter 4 - profile-related components | | | | | |
| I2 | Tip plate | see chapter 4 - profile-related components | | | | | |

* PLEASE NOTE!

For sash rebate widths up to 390 mm please install the corner drive 150 x 40 (Article No. DXE04).

HARDWARE OVERVIEW

DK2001M | TILT & TURN | FRENCH WINDOW

with shoot bolts

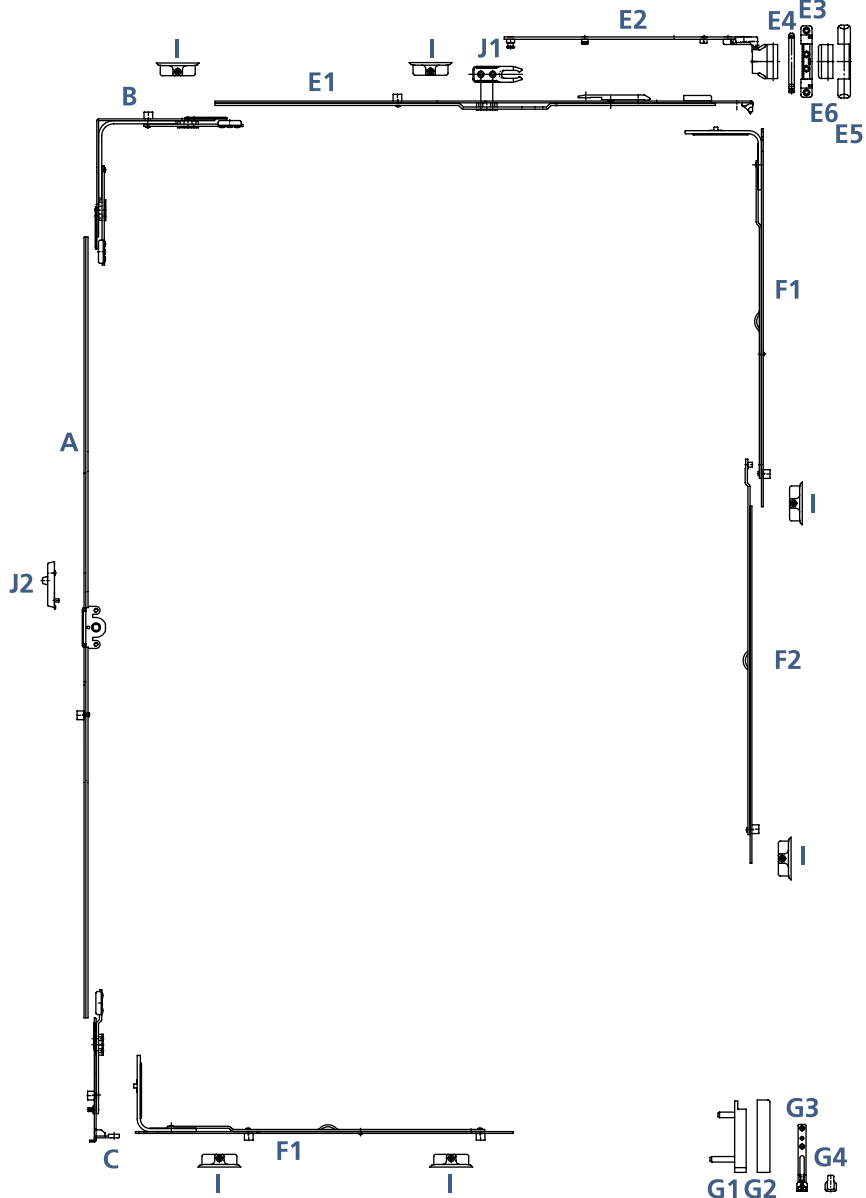
Standard | tilt&turn leaf

variable handle height | 13 mm axis



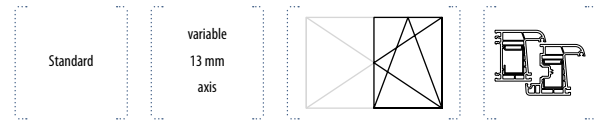
variable
13 mm
axis

Standard



OPTIONAL (further options see page 190 and following)

| Part | Description | Article No. | EAN No. 4033449... | 200 |
|------|---|-------------|-----------------------|-----|
| J1 | Anti-slam device for top stays from size 60 | DZ12193 | 017205 | 200 |
| | Anti-slam device for top stays size 40 | DZ12874 | 017212 | 200 |
| J2 | Anti-mishandling device - l/h | DXZ1383L | 128987 | 100 |
| | Anti-mishandling device - r/h | DXZ1383R | 128994 | 100 |



INDIVIDUAL PARTS

| Part | Description | Sash size 1 | Sash size 2 | Cams | Article No. | EAN No. 4033449... | |
|------------------------|---|-----------------------|-----------------|-----------------|--|-----------------------|--------|
| A | Gear - 570 | 566 - 870 | | - | DXGV1505 | 129779 | 10 |
| | Gear - 740 | 871 - 1040 | | | DXGV1507R | 129786 | 10 |
| | Gear - 1040 | 1041 - 1340 | | | DXGV1510 | 128901 | 10 |
| | Gear - 1300 | 1341 - 1600 | | | DXGV1513 | 129793 | 10 |
| | Gear - 1600 | 1601 - 1900 | | | DXGV1516 | 129809 | 10 |
| | Gear - 1900 | 1901 - 2200 | | | DXGV1519 | 129816 | 10 |
| | B* | Corner drive - 150x40 | | | | DXE04 | 129656 |
| Corner drive - 150x150 | | | | | DXE150R1 | 128192 | 50 |
| C | Tip unit | | | | DXK01 | 129670 | 50 |
| E1 | Top stay rail - 40 | 280 - 470 | | - | DXS040 | 129519 | 25 |
| | Top stay rail - 60 | 471 - 670 | | - | DXS060 | 128949 | 25 |
| | Top stay rail - 90R | 671 - 920 | | | DXS090R | 130348 | 25 |
| | Top stay rail - 120 | 921 - 1220 | | | DXS120 | 129533 | 25 |
| | Top stay rail - 150 | 1221 - 1520 | | | DXS150 | 129687 | 25 |
| | E2 | Top stay arm - 40 | 280 - 470 | | - | DXSR015 | 138351 |
| Top stay arm - 60 | | 471 - 670 | | - | DXSR025 | 129540 | 25 |
| Top stay arm - 90/120 | | 671 - 1220 | | - | DXSR035 | 129557 | 25 |
| Top stay arm - 150 | | 1221 - 1520 | | - | DXSR045 | 138559 | 25 |
| E3 | Top hinge bearing | | | - | DXSZ13278 | 129694 | 100 |
| E4 | Pin for top hinge bearing | | | - | DXSZ40119 | 129700 | 100 |
| E5 | Cap for top hinge bearing - white | | | - | DMZ12931W | 016680 | 100 |
| E6 | Cap for top hinge sash part - white | | | - | DMSZ13386W | 015911 | 100 |
| F1 | Side and bottom bolt - 200 | 280 - 750 FFB | | | DXV200R | 144956 | 50 |
| | Side and bottom bolt - 400 | 751 - 920 FFB | 870 - 1040 FFH | | DXV400R | 129717 | 50 |
| | Side and bottom bolt - 400 | 751 - 920 FFB | 870 - 1040 FFH | | DXV400R2 | 147520 | 50 |
| | Side and bottom bolt - 600 | 921 - 1220 FFB | 1041 - 1340 FFH | | DXV600R | 130041 | 50 |
| | Side and bottom bolt - 600 | 921 - 1220 FFB | 1041 - 1340 FFH | | DXV600R2 | 147544 | 50 |
| | Side and bottom bolt - 800 | 1221 - 1520 FFB | 1341 - 2350 FFH | | DXV800R | 129724 | 25 |
| | Side and bottom bolt - 800 | 1221 - 1520 FFB | 1341 - 2350 FFH | | DXV800R2 | 148251 | 25 |
| | F2 | Additional bolt - 600 | | 1901 - 2200 FFH | | DXV600Z | 129830 |
| G1 | Bottom hinge - sash part 3DV-100kg | | | - | DXL3DVF | 130515 | 100 |
| G2 | Cap for bottom hinge - sash part - white | | | - | DLNZ13378W | 012392 | 100 |
| G3 | Bottom hinge - frame part 3DV-100kg | | | - | DXL3DV100R | 130508 | 100 |
| G4 | Cap for bottom hinge - frame part - white | | | - | DLZ12205W | 012422 | 100 |
| I | Roller plate | | | | see chapter 4 - profile-related components | | |

* PLEASE NOTE!

For sash rebate widths up to 390 mm please install the corner drive 150 x 40 (Article No. DXE04).

A corner drive with 2 roller cams (Article No. DXE150R2) can be installed optional, see chapter 3, part group B.

HARDWARE OVERVIEW

DK2001M | TILT & TURN | FRENCH WINDOW

with shoot bolts

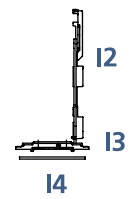
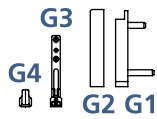
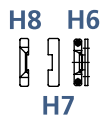
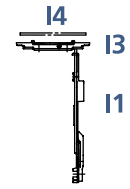
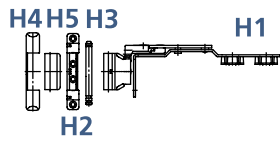
Standard | slave leaf

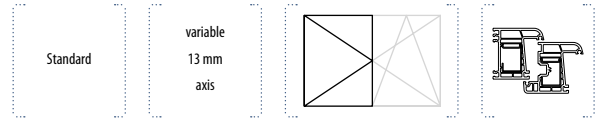
variable handle height | 13 mm axis



variable
13 mm
axis

Standard





INDIVIDUAL PARTS

| Part | Description | Article No. | EAN No. 4033449... | |
|------|---|--|-----------------------|-----|
| G1 | Bottom hinge - sash part 3DV-100kg | DXL3DVF | 130515 | 100 |
| G2 | Cap for bottom hinge - sash part - white | DLNZ13378W | 012392 | 100 |
| G3 | Bottom hinge - frame part 3DV-100kg | DXL3DV100R | 130508 | 100 |
| G4 | Cap for bottom hinge - frame part - white | DLZ12205W | 012422 | 100 |
| H1 | Side hung hinge top | DXDNA77285 | 130218 | 50 |
| H2 | Top hinge bearing | DXSZ13278 | 129694 | 100 |
| H3 | Pin for top hinge bearing | DXSZ40119 | 129700 | 100 |
| H4 | Cap for top hinge bearing - white | DMZ12931W | 016680 | 100 |
| H5 | Cap for top hinge sash part - white | DMSZ13386W | 015911 | 100 |
| H6 | Side hung centre hinge | DD11693S | 130034 | 100 |
| H7 | Cap for side hung centre hinge - sash part - white | DD41339W | 011548 | 100 |
| H8 | Cap for side hung centre hinge - frame part - white | DD41342W | 011562 | 100 |
| I1 | Shoot bolt - top for Euro groove | see chapter 4 - profile-related components | | |
| I2 | Shoot bolt - bottom for Euro groove | see chapter 4 - profile-related components | | |
| I3 | Shoot bolt plate | see chapter 4 - profile-related components | | |
| I4 | Shim for shoot bolt plate | see chapter 4 - profile-related components | | |
| I5 | Roller plate for Euro groove | see chapter 4 - profile-related components | | |

CHAPTER | 1
COMPANY

CHAPTER | 2
HARDWARE OVERVIEW

CHAPTER | 3
INDIVIDUAL COMPONENTS

CHAPTER | 4
PROFILE-RELATED COMPONENTS

CHAPTER | 5
INSTALLATION INSTRUCTIONS

CHAPTER | 6
IMPORTANT DETAILS

HARDWARE OVERVIEW

DK2001M | TILT & TURN | FRENCH WINDOW

with shoot bolts

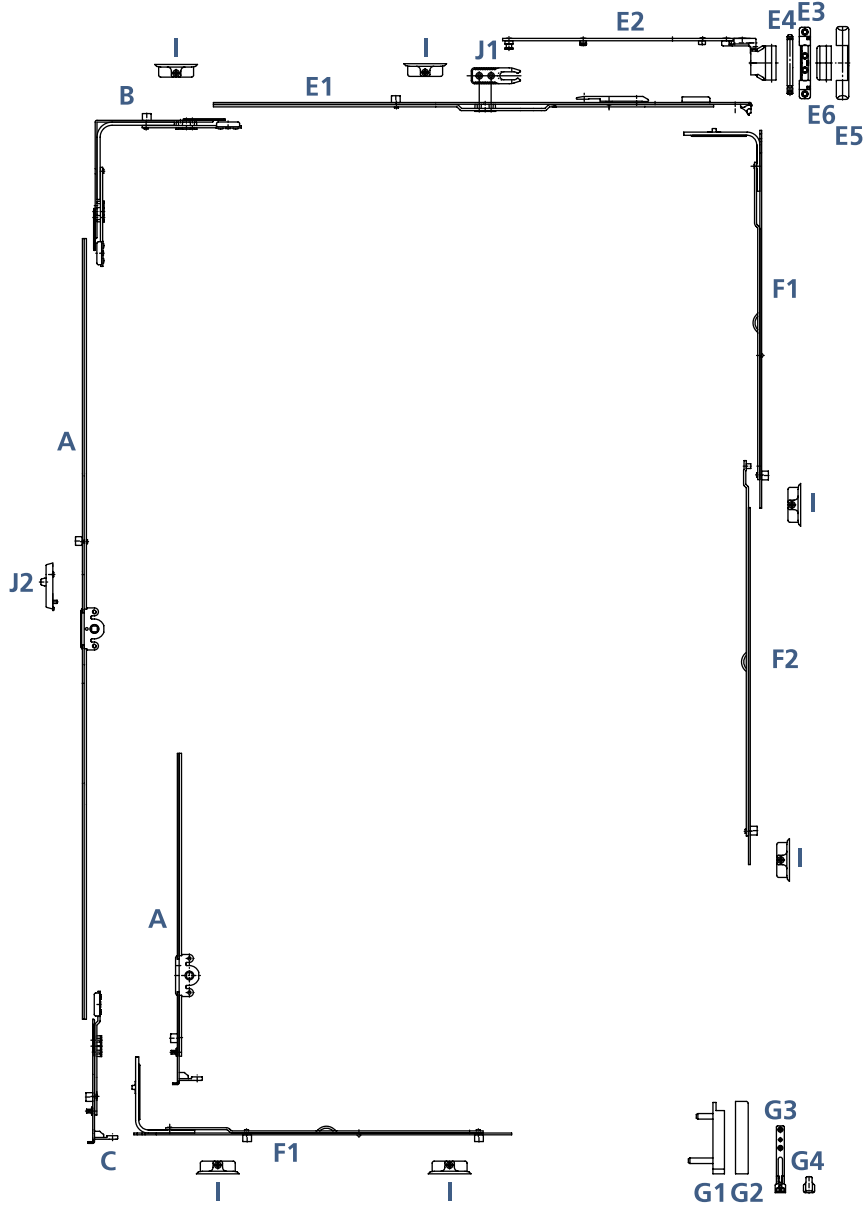
Standard | tilt&turn leaf

fixed handle height | 13 mm axis




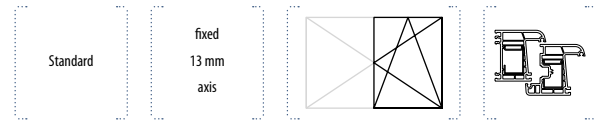
fixed
13 mm
axis

Standard



OPTIONAL (further options see page 190 and following)

| Part | Description | Article No. | EAN No. 4033449... |  |
|------|---|-------------|-----------------------|---|
| J1 | Anti-slam device for top stays from size 60 | DZ12193 | 017205 | 200 |
| | Anti-slam device for top stays size 40 | DZ12874 | 017212 | 200 |
| J2 | Anti-mishandling device - l/h | DXZ1383L | 128987 | 100 |
| | Anti-mishandling device - r/h | DXZ1383R | 128994 | 100 |



INDIVIDUAL PARTS

| Part | Description | Sash size 1 | Sash size 2 | Cams | Article No. | EAN No. 4033449... | |
|------------------------|---|-----------------------|-----------------|------|--|-----------------------|--------|
| A | Gear - 410 | 300 - 565 | | - | DXGK1504 | 129441 | 10 |
| | Gear - 500 | 566 - 650 | | - | DXGK15052 | 138481 | 10 |
| | Gear - 700 | 651 - 850 | | - | DXGK1507 | 129403 | 10 |
| | Gear - 900 | 851 - 1050 | | | DXGK1509 | 129472 | 10 |
| | Gear - 1100 | 1051 - 1250 | | | DXGK15115 | 129489 | 10 |
| | Gear - 1300 | 1251 - 1450 | | | DXGK1513 | 138498 | 10 |
| | Gear - 1500 | 1451 - 1650 | | | DXGK15156 | 138504 | 10 |
| | Gear - 1700 | 1651 - 1850 | | | DXGK15177 | 138511 | 10 |
| | Gear - 1950 | 1851 - 2100 | | | DXGK1519 | 138528 | 10 |
| | Gear - 2200 | 2101 - 2350 | | | DXGK1522 | 138535 | 10 |
| | B* | Corner drive - 150x40 | | | | DXE04 | 129656 |
| Corner drive - 150x150 | | | | | DXE150R1 | 128192 | 50 |
| C | Tip unit | | | | DXK01 | 129670 | 50 |
| E1 | Top stay rail - 40 | 280 - 470 | | - | DXS040 | 129519 | 25 |
| | Top stay rail - 60 | 471 - 670 | | - | DXS060 | 128949 | 25 |
| | Top stay rail - 90R | 671 - 920 | | | DXS090R | 130348 | 25 |
| | Top stay rail - 120 | 921 - 1220 | | | DXS120 | 129533 | 25 |
| | Top stay rail - 150 | 1221 - 1520 | | | DXS150 | 129687 | 25 |
| E2 | Top stay arm - 40 | 280 - 470 | | - | DXSR015 | 138351 | 25 |
| | Top stay arm - 60 | 471 - 670 | | - | DXSR025 | 129540 | 25 |
| | Top stay arm - 90/120 | 671 - 1220 | | - | DXSR035 | 129557 | 25 |
| | Top stay arm - 150 | 1221 - 1520 | | - | DXSR045 | 138559 | 25 |
| E3 | Top hinge bearing | | | - | DXSZ13278 | 129694 | 100 |
| E4 | Pin for top hinge bearing | | | - | DXSZ40119 | 129700 | 100 |
| E5 | Cap for top hinge bearing - white | | | - | DMZ12931W | 016680 | 100 |
| E6 | Cap for top hinge sash part - white | | | - | DMSZ13386W | 015911 | 100 |
| F1 | Side and bottom bolt - 200 | 280 - 750 FFB | | | DXV200R | 144956 | 50 |
| | Side and bottom bolt - 400 | 751 - 920 FFB | 870 - 1040 FFH | | DXV400R | 129717 | 50 |
| | Side and bottom bolt - 400 | 751 - 920 FFB | 870 - 1040 FFH | | DXV400R2 | 147520 | 50 |
| | Side and bottom bolt - 600 | 921 - 1220 FFB | 1041 - 1340 FFH | | DXV600R | 130041 | 50 |
| | Side and bottom bolt - 600 | 921 - 1220 FFB | 1041 - 1340 FFH | | DXV600R2 | 147544 | 50 |
| | Side and bottom bolt - 800 | 1221 - 1520 FFB | 1341 - 2350 FFH | | DXV800R | 129724 | 25 |
| | Side and bottom bolt - 800 | 1221 - 1520 FFB | 1341 - 2350 FFH | | DXV800R2 | 148251 | 25 |
| F2 | Additional bolt - 600 | | 1901 - 2200 FFH | | DXV600Z | 129830 | 50 |
| G1 | Bottom hinge - sash part 3DV-100kg | | | - | DXL3DVF | 130515 | 100 |
| G2 | Cap for bottom hinge - sash part - white | | | - | DLNZ13378W | 012392 | 100 |
| G3 | Bottom hinge - frame part 3DV-100kg | | | - | DXL3DV100R | 130508 | 100 |
| G4 | Cap for bottom hinge - frame part - white | | | - | DLZ12205W | 012422 | 100 |
| I | Roller plate | | | | see chapter 4 - profile-related components | | |

* PLEASE NOTE!

For sash rebate widths up to 390 mm please install the corner drive 150 x 40 (Article No. DXE04).

A corner drive with 2 roller cams (Article No. DXE150R2) can be installed optional, see chapter 3, part group B.

HARDWARE OVERVIEW

DK2001M | TILT & TURN | FRENCH WINDOW

with shoot bolts

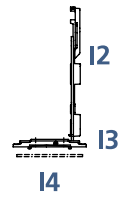
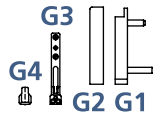
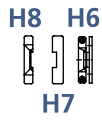
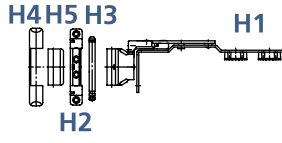
Standard | slave leaf

fixed handle height | 13 mm axis

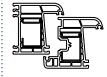
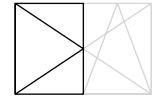


fixed
13 mm
axis


Standard



Standard

fixed
13 mm
axis

INDIVIDUAL PARTS

| Part | Description | Article No. | EAN No. 4033449... |  |
|------|---|--|-----------------------|---|
| G1 | Bottom hinge - sash part 3DV-100kg | DXL3DVF | 130515 | 100 |
| G2 | Cap for bottom hinge - sash part - white | DLNZ13378W | 012392 | 100 |
| G3 | Bottom hinge - frame part 3DV-100kg | DXL3DV100R | 130508 | 100 |
| G4 | Cap for bottom hinge - frame part - white | DLZ12205W | 012422 | 100 |
| H1 | Side hung hinge top | DXDNA77285 | 130218 | 50 |
| H2 | Top hinge bearing | DXSZ13278 | 129694 | 100 |
| H3 | Pin for top hinge bearing | DXSZ40119 | 129700 | 100 |
| H4 | Cap for top hinge bearing - white | DMZ12931W | 016680 | 100 |
| H5 | Cap for top hinge sash part - white | DMSZ13386W | 015911 | 100 |
| H6 | Side hung centre hinge | DD11693S | 130034 | 100 |
| H7 | Cap for side hung centre hinge - sash part - white | DD41339W | 011548 | 100 |
| H8 | Cap for side hung centre hinge - frame part - white | DD41342W | 011562 | 100 |
| I1 | Shoot bolt - top for Euro groove | see chapter 4 - profile-related components | | |
| I2 | Shoot bolt - bottom for Euro groove | see chapter 4 - profile-related components | | |
| I3 | Shoot bolt plate | see chapter 4 - profile-related components | | |
| I4 | Shim for shoot bolt plate | see chapter 4 - profile-related components | | |
| I5 | Roller plate for Euro groove | see chapter 4 - profile-related components | | |

CHAPTER | 1
COMPANYCHAPTER | 2
HARDWARE OVERVIEWCHAPTER | 3
INDIVIDUAL COMPONENTSCHAPTER | 4
PROFILE-RELATED
COMPONENTSCHAPTER | 5
INSTALLATION
INSTRUCTIONSCHAPTER | 6
IMPORTANT DETAILS

HARDWARE OVERVIEW

DK2001M | TILT & TURN | FRENCH WINDOW

with rebate lever gear

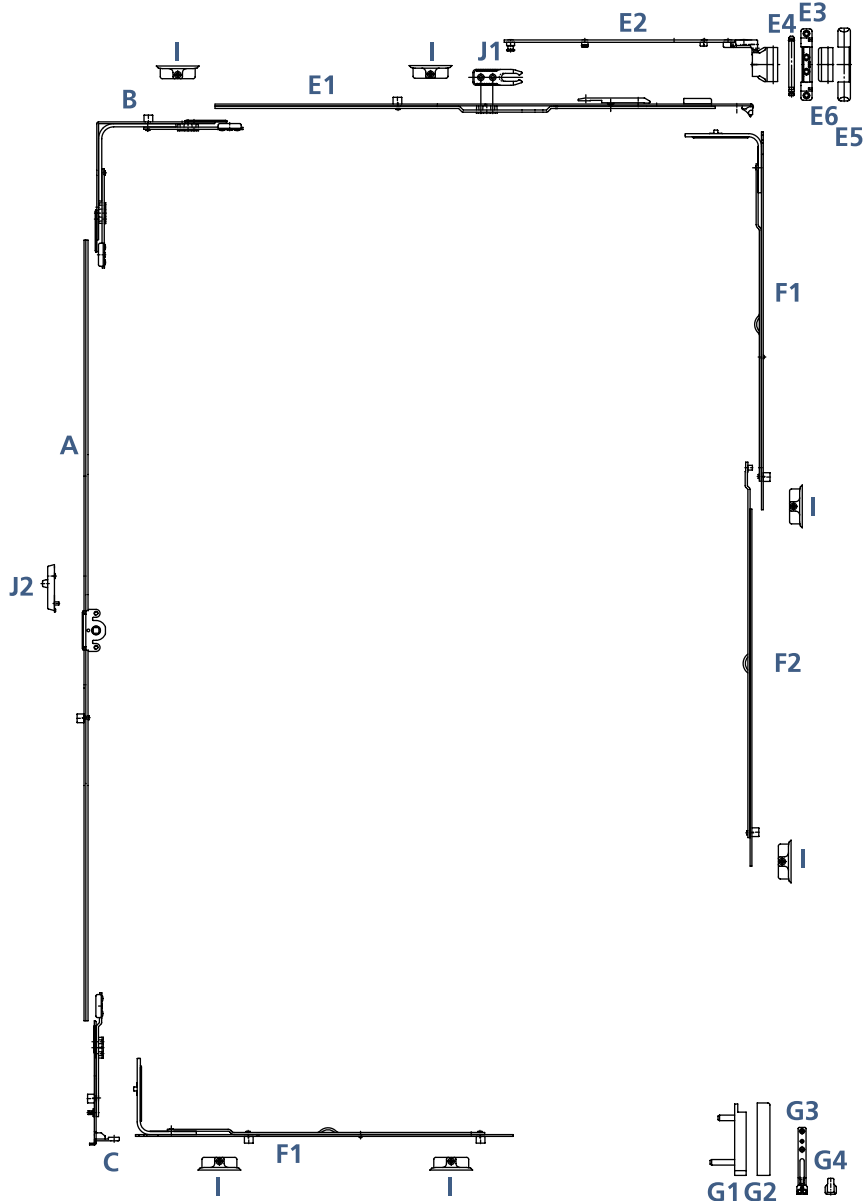
Standard | tilt&turn leaf

variable handle height | 13 mm axis




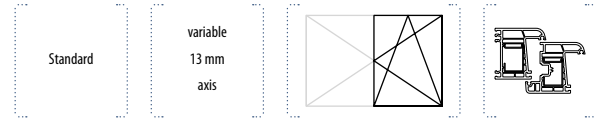
variable
13 mm
axis

Standard



OPTIONAL (further options see page 190 and following)

| Part | Description | Article No. | EAN No. 4033449... |  |
|------|---|-------------|-----------------------|---|
| J1 | Anti-slam device for top stays from size 60 | DZ12193 | 017205 | 200 |
| | Anti-slam device for top stays size 40 | DZ12874 | 017212 | 200 |
| J2 | Anti-mishandling device - l/h | DXZ1383L | 128987 | 100 |
| | Anti-mishandling device - r/h | DXZ1383R | 128994 | 100 |



INDIVIDUAL PARTS

| Part | Description | Sash size 1 | Sash size 2 | Cams | Article No. | EAN No. 4033449... | |
|------------------------|---|-----------------------|-----------------|-----------------|--|-----------------------|--------|
| A | Gear - 570 | 566 - 870 | | - | DXGV1505 | 129779 | 10 |
| | Gear - 740 | 871 - 1040 | | | DXGV1507R | 129786 | 10 |
| | Gear - 1040 | 1041 - 1340 | | | DXGV1510 | 128901 | 10 |
| | Gear - 1300 | 1341 - 1600 | | | DXGV1513 | 129793 | 10 |
| | Gear - 1600 | 1601 - 1900 | | | DXGV1516 | 129809 | 10 |
| | Gear - 1900 | 1901 - 2200 | | | DXGV1519 | 129816 | 10 |
| | B* | Corner drive - 150x40 | | | | DXE04 | 129656 |
| Corner drive - 150x150 | | | | | DXE150R1 | 128192 | 50 |
| C | Tip unit | | | | DXK01 | 129670 | 50 |
| E1 | Top stay rail - 40 | 280 - 470 | | - | DXS040 | 129519 | 25 |
| | Top stay rail - 60 | 471 - 670 | | - | DXS060 | 128949 | 25 |
| | Top stay rail - 90R | 671 - 920 | | | DXS090R | 130348 | 25 |
| | Top stay rail - 120 | 921 - 1220 | | | DXS120 | 129533 | 25 |
| | Top stay rail - 150 | 1221 - 1520 | | | DXS150 | 129687 | 25 |
| | E2 | Top stay arm - 40 | 280 - 470 | | - | DXSR015 | 138351 |
| Top stay arm - 60 | | 471 - 670 | | - | DXSR025 | 129540 | 25 |
| Top stay arm - 90/120 | | 671 - 1220 | | - | DXSR035 | 129557 | 25 |
| Top stay arm - 150 | | 1221 - 1520 | | - | DXSR045 | 138559 | 25 |
| E3 | Top hinge bearing | | | - | DXSZ13278 | 129694 | 100 |
| E4 | Pin for top hinge bearing | | | - | DXSZ40119 | 129700 | 100 |
| E5 | Cap for top hinge bearing - white | | | - | DMZ12931W | 016680 | 100 |
| E6 | Cap for top hinge sash part - white | | | - | DMSZ13386W | 015911 | 100 |
| F1 | Side and bottom bolt - 200 | 280 - 750 FFB | | | DXV200R | 144956 | 50 |
| | Side and bottom bolt - 400 | 751 - 920 FFB | 870 - 1040 FFH | | DXV400R | 129717 | 50 |
| | Side and bottom bolt - 400 | 751 - 920 FFB | 870 - 1040 FFH | | DXV400R2 | 147520 | 50 |
| | Side and bottom bolt - 600 | 921 - 1220 FFB | 1041 - 1340 FFH | | DXV600R | 130041 | 50 |
| | Side and bottom bolt - 600 | 921 - 1220 FFB | 1041 - 1340 FFH | | DXV600R2 | 147544 | 50 |
| | Side and bottom bolt - 800 | 1221 - 1520 FFB | 1341 - 2350 FFH | | DXV800R | 129724 | 25 |
| | Side and bottom bolt - 800 | 1221 - 1520 FFB | 1341 - 2350 FFH | | DXV800R2 | 148251 | 25 |
| | F2 | Additional bolt - 600 | | 1901 - 2200 FFH | | DXV600Z | 129830 |
| G1 | Bottom hinge - sash part 3DV-100kg | | | - | DXL3DVF | 130515 | 100 |
| G2 | Cap for bottom hinge - sash part - white | | | - | DLNZ13378W | 012392 | 100 |
| G3 | Bottom hinge - frame part 3DV-100kg | | | - | DXL3DV100R | 130508 | 100 |
| G4 | Cap for bottom hinge - frame part - white | | | - | DLZ12205W | 012422 | 100 |
| I | Roller plate | | | | see chapter 4 - profile-related components | | |

* PLEASE NOTE!

For sash rebate widths up to 390 mm please install the corner drive 150 x 40 (Article No. DXE04).

CHAPTER | 1
COMPANY

CHAPTER | 2
HARDWARE OVERVIEW

CHAPTER | 3
INDIVIDUAL COMPONENTS

CHAPTER | 4
PROFILE-RELATED COMPONENTS

CHAPTER | 5
INSTALLATION INSTRUCTIONS

CHAPTER | 6
IMPORTANT DETAILS

HARDWARE OVERVIEW

DK2001M | TILT & TURN | FRENCH WINDOW

with rebate lever gear


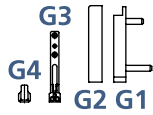
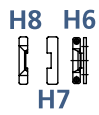
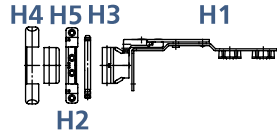
Standard | slave leaf

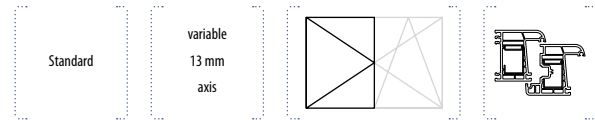
variable handle height | 13 mm axis








variable
13 mm
axis

Standard





INDIVIDUAL PARTS

| Part | Description | Sash size 1 | Sash size 2 | Cams | Article No. | EAN No. 4033449... |  |
|------|---|-----------------|-----------------|---|--|-----------------------|---|
| A | Gear - 700 | 700 - 870 | | - | DXDP07V | 156843 | 10 |
| | Gear - 820 | 871 - 1040 | | 1 | DXDP08V | 168006 | 10 |
| | Gear - 1040 | 1041 - 1340 | | 1 | DXDP10V | 142594 | 10 |
| | Gear - 1300 | 1341 - 1600 | | 1 | DXDP13V | 156881 | 10 |
| | Gear - 1600 | 1601 - 1900 | | 2 | DXDP16V | 156904 | 10 |
| | Gear - 1900 | 1901 - 2200 | | 2 | DXDP19V | 156935 | 10 |
| D1 | Second sash end bolt with shoot bolt | | | - | DXPME43 | 165388 | 50 |
| D2* | Roller plate for end bolt | | | - | RZD48006X | 095623 | 200 |
| D3 | Tip plate for second sash end bolt | | | - | RKD47837X | 095531 | 100 |
| F | Side and bottom bolt - 200 | 280 - 750 FFB | |  | DXV200R | 144956 | 50 |
| | Side and bottom bolt - 400 | 751 - 920 FFB | 870 - 1040 FFH |  | DXV400R | 129717 | 50 |
| | Side and bottom bolt - 600 | 921 - 1220 FFB | 1041 - 1340 FFH |  | DXV600R | 130041 | 50 |
| | Side and bottom bolt - 800 | 1221 - 1520 FFB | 1341 - 2350 FFH |  | DXV800R | 129724 | 25 |
| G1 | Bottom hinge - sash part 3DV-100kg | | | - | DXL3DVF | 130515 | 100 |
| G2 | Cap for bottom hinge - sash part - white | | | - | DLNZ13378W | 012392 | 100 |
| G3 | Bottom hinge - frame part 3DV-100kg | | | - | DXL3DV100R | 130508 | 100 |
| G4 | Cap for bottom hinge - frame part - white | | | - | DLZ12205W | 012422 | 100 |
| H1 | Side hung hinge top | | | - | DXDNA77285 | 130218 | 50 |
| H2 | Top hinge bearing | | | - | DXSZ13278 | 129694 | 100 |
| H3 | Pin for top hinge bearing | | | - | DXSZ40119 | 129700 | 100 |
| H4 | Cap for top hinge bearing - white | | | - | DMZ12931W | 016680 | 100 |
| H5 | Cap for top hinge sash part - white | | | - | DMSZ13386W | 015911 | 100 |
| H6 | Side hung centre hinge | | | - | DD11693S | 130034 | 100 |
| H7 | Cap for side hung centre hinge - sash part - white | | | - | DD41339W | 011548 | 100 |
| H8 | Cap for side hung centre hinge - frame part - white | | | - | DD41342W | 011562 | 100 |
| I1 | Roller plate | | | | see chapter 4 - profile-related components | | |
| I2 | Shoot bolt plate | | | | see chapter 4 - profile-related components | | |
| I3 | Shim for shoot bolt plate | | | | see chapter 4 - profile-related components | | |

* PLEASE NOTE!

If using the roller plate for end bolt (Article No. RZD48006X) the installation of the corner drive with 2 roller cams (Article No. DXE150R2) is necessary, see chapter 3, part group B.

HARDWARE OVERVIEW

DK2001M | TILT & TURN | FRENCH WINDOW

with rebate lever gear

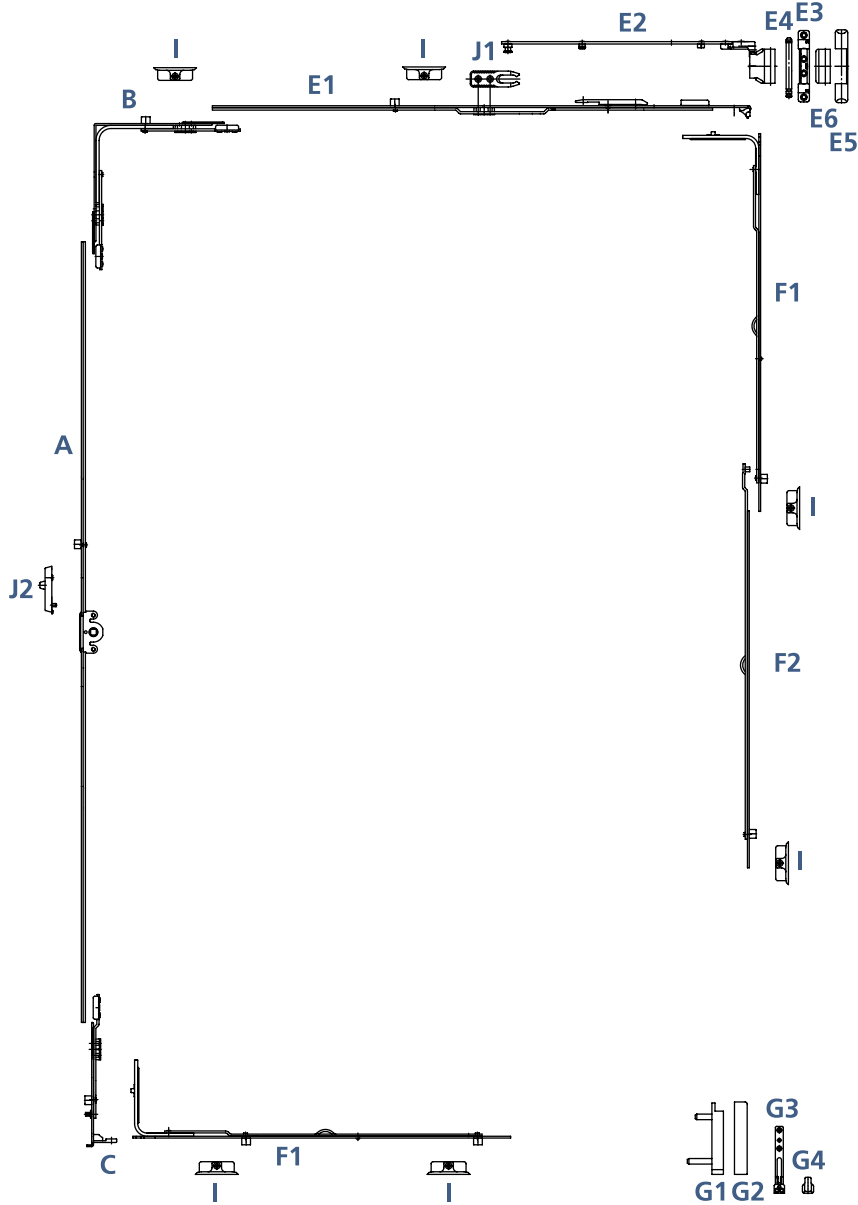
Standard | tilt&turn leaf

fixed handle height | 13 mm axis




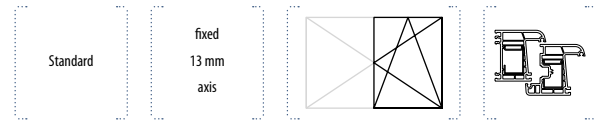
fixed
13 mm
axis

Standard



OPTIONAL (further options see page 190 and following)

| Part | Description | Article No. | EAN No. 4033449... |  |
|------|---|-------------|-----------------------|---|
| J1 | Anti-slam device for top stays from size 60 | DZ12193 | 017205 | 200 |
| | Anti-slam device for top stays size 40 | DZ12874 | 017212 | 200 |
| J2 | Anti-mishandling device - l/h | DXZ1383L | 128987 | 100 |
| | Anti-mishandling device - r/h | DXZ1383R | 128994 | 100 |



INDIVIDUAL PARTS

| Part | Description | Sash size 1 | Sash size 2 | Cams | Article No. | EAN No. 4033449... | |
|------|---|-----------------|-----------------|------|--|-----------------------|-----|
| A | Gear - 700 | 651 - 850 | | - | DXGK1507 | 129403 | 10 |
| | Gear - 900 | 851 - 1050 | | | DXGK1509 | 129472 | 10 |
| | Gear - 1100 | 1051 - 1250 | | | DXGK15115 | 129489 | 10 |
| | Gear - 1300 | 1251 - 1450 | | | DXGK1513 | 138498 | 10 |
| | Gear - 1500 | 1451 - 1650 | | | DXGK15156 | 138504 | 10 |
| | Gear - 1700 | 1651 - 1850 | | | DXGK15177 | 138511 | 10 |
| | Gear - 1950 | 1851 - 2100 | | | DXGK1519 | 138528 | 10 |
| | Gear - 2200 | 2101 - 2350 | | | DXGK1522 | 138535 | 10 |
| B* | Corner drive - 150x40 | | | | DXE04 | 129656 | 50 |
| | Corner drive - 150x150 | | | | DXE150R1 | 128192 | 50 |
| C | Tip unit | | | | DXK01 | 129670 | 50 |
| E1 | Top stay rail - 40 | 280 - 470 | | - | DXS040 | 129519 | 25 |
| | Top stay rail - 60 | 471 - 670 | | - | DXS060 | 128949 | 25 |
| | Top stay rail - 90R | 671 - 920 | | | DXS090R | 130348 | 25 |
| | Top stay rail - 120 | 921 - 1220 | | | DXS120 | 129533 | 25 |
| | Top stay rail - 150 | 1221 - 1520 | | | DXS150 | 129687 | 25 |
| E2 | Top stay arm - 40 | 280 - 470 | | - | DXSR015 | 138351 | 25 |
| | Top stay arm - 60 | 471 - 670 | | - | DXSR025 | 129540 | 25 |
| | Top stay arm - 90/120 | 671 - 1220 | | - | DXSR035 | 129557 | 25 |
| | Top stay arm - 150 | 1221 - 1520 | | - | DXSR045 | 138559 | 25 |
| E3 | Top hinge bearing | | | - | DXSZ13278 | 129694 | 100 |
| E4 | Pin for top hinge bearing | | | - | DXSZ40119 | 129700 | 100 |
| E5 | Cap for top hinge bearing - white | | | - | DMZ12931W | 016680 | 100 |
| E6 | Cap for top hinge sash part - white | | | - | DMSZ13386W | 015911 | 100 |
| F1 | Side and bottom bolt - 200 | 280 - 750 FFB | | | DXV200R | 144956 | 50 |
| | Side and bottom bolt - 400 | 751 - 920 FFB | 870 - 1040 FFH | | DXV400R | 129717 | 50 |
| | Side and bottom bolt - 400 | 751 - 920 FFB | 870 - 1040 FFH | | DXV400R2 | 147520 | 50 |
| | Side and bottom bolt - 600 | 921 - 1220 FFB | 1041 - 1340 FFH | | DXV600R | 130041 | 50 |
| | Side and bottom bolt - 600 | 921 - 1220 FFB | 1041 - 1340 FFH | | DXV600R2 | 147544 | 50 |
| | Side and bottom bolt - 800 | 1221 - 1520 FFB | 1341 - 2350 FFH | | DXV800R | 129724 | 25 |
| | Side and bottom bolt - 800 | 1221 - 1520 FFB | 1341 - 2350 FFH | | DXV800R2 | 148251 | 25 |
| F2 | Additional bolt - 600 | | 1901 - 2200 FFH | | DXV600Z | 129830 | 50 |
| G1 | Bottom hinge - sash part 3DV-100kg | | | - | DXL3DVF | 130515 | 100 |
| G2 | Cap for bottom hinge - sash part - white | | | - | DLNZ13378W | 012392 | 100 |
| G3 | Bottom hinge - frame part 3DV-100kg | | | - | DXL3DV100R | 130508 | 100 |
| G4 | Cap for bottom hinge - frame part - white | | | - | DLZ12205W | 012422 | 100 |
| I | Roller plate | | | | see chapter 4 - profile-related components | | |

* PLEASE NOTE!

For sash rebate widths up to 390 mm please install the corner drive 150 x 40 (Article No. DXE04).

HARDWARE OVERVIEW

DK2001M | TILT & TURN | FRENCH WINDOW

with rebate lever gear


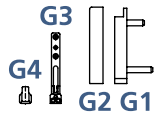
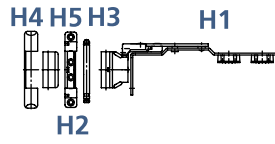
Standard | slave leaf

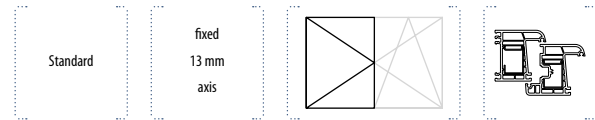
fixed handle height | 13 mm axis



fixed
13 mm
axis

Standard





INDIVIDUAL PARTS

| Part | Description | Sash size 1 | Sash size 2 | Cams | Article No. | EAN No. 4033449... | |
|------|---|-----------------|-----------------|------|--|-----------------------|-----|
| A | Gear - 700 | 650 - 850 | | - | DXDP07K | 156836 | 10 |
| | Gear - 900 | 851 - 1050 | | 1 | DXDP09K | 156850 | 10 |
| | Gear - 1100 | 1051 - 1250 | | 1 | DXDP11K | 156867 | 10 |
| | Gear - 1300 | 1251 - 1450 | | 1 | DXDP13K | 156874 | 10 |
| | Gear - 1500 | 1451 - 1650 | | 1 | DXDP15K | 156898 | 10 |
| | Gear - 1700 | 1651 - 1850 | | 2 | DXDP17K | 156911 | 10 |
| | Gear - 1950 | 1851 - 2100 | | 2 | DXDP19K | 156928 | 10 |
| | Gear - 2200 | 2101 - 2350 | | 2 | DXDP22K | 156942 | 10 |
| D1 | Second sash end bolt with shoot bolt | | | - | DXPME43 | 165388 | 50 |
| D2* | Roller plate for end bolt | | | - | RZD48006X | 095623 | 200 |
| D3 | Tip plate for second sash end bolt | | | - | RKD47837X | 095531 | 100 |
| F | Side and bottom bolt - 200 | 280 - 750 FFB | | | DXV200R | 144956 | 50 |
| | Side and bottom bolt - 400 | 751 - 920 FFB | 870 - 1040 FFH | | DXV400R | 129717 | 50 |
| | Side and bottom bolt - 600 | 921 - 1220 FFB | 1041 - 1340 FFH | | DXV600R | 130041 | 50 |
| | Side and bottom bolt - 800 | 1221 - 1520 FFB | 1341 - 2350 FFH | | DXV800R | 129724 | 25 |
| G1 | Bottom hinge - sash part 3DV-100kg | | | - | DXL3DVF | 130515 | 100 |
| G2 | Cap for bottom hinge - sash part - white | | | - | DLNZ13378W | 012392 | 100 |
| G3 | Bottom hinge - frame part 3DV-100kg | | | - | DXL3DV100R | 130508 | 100 |
| G4 | Cap for bottom hinge - frame part - white | | | - | DLZ12205W | 012422 | 100 |
| H1 | Side hung hinge top | | | - | DXDNA77285 | 130218 | 50 |
| H2 | Top hinge bearing | | | - | DXSZ13278 | 129694 | 100 |
| H3 | Pin for top hinge bearing | | | - | DXSZ40119 | 129700 | 100 |
| H4 | Cap for top hinge bearing - white | | | - | DMZ12931W | 016680 | 100 |
| H5 | Cap for top hinge sash part - white | | | - | DMSZ13386W | 015911 | 100 |
| H6 | Side hung centre hinge | | | - | DD11693S | 130034 | 100 |
| H7 | Cap for side hung centre hinge - sash part - white | | | - | DD41339W | 011548 | 100 |
| H8 | Cap for side hung centre hinge - frame part - white | | | - | DD41342W | 011562 | 100 |
| I1 | Roller plate | | | | see chapter 4 - profile-related components | | |
| I2 | Shoot bolt plate | | | | see chapter 4 - profile-related components | | |
| I3 | Shim for shoot bolt plate | | | | see chapter 4 - profile-related components | | |

* PLEASE NOTE!

If using the roller plate for end bolt (Article No. RZD48006X) the installation of the corner drive with 2 roller cams (Article No. DXE150R2) is necessary, see chapter 3, part group B.

HARDWARE OVERVIEW

DK2001M | TILT & TURN | SINGLE-LEAF

Basic Security Grade 1

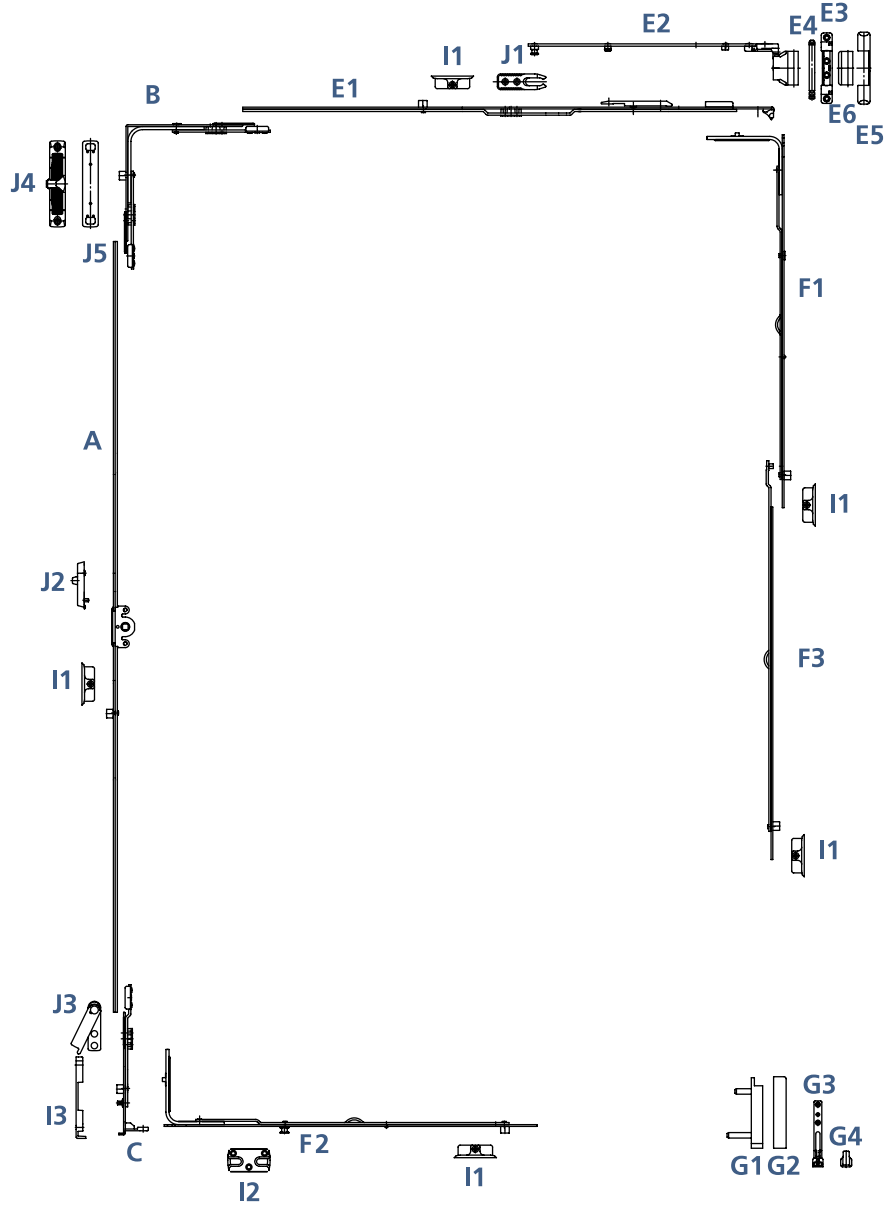
variable handle height

13 mm axis



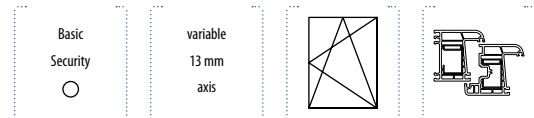
variable
13 mm
axis

Basic
Security



OPTIONAL (further options see page 190 and following)

| Part | Description | Article No. | EAN No. 4033449... | |
|------|--|--|-----------------------|-----|
| J1 | Anti-slam device for top stays from size 60 | DZ12193 | 017205 | 200 |
| | Anti-slam device for top stays size 40 | DZ12874 | 017212 | 200 |
| J2 | Anti-mishandling device - l/h | DXZ1383L | 128987 | 100 |
| | Anti-mishandling device - r/h | DXZ1383R | 128994 | 100 |
| J3 | Sash lifter - l/h (installation only with tip unit/corner drive for sash lifter) | DXKF654L | 128918 | 200 |
| | Sash lifter - r/h (installation only with tip unit/corner drive for sash lifter) | DXKF654R | 128925 | 200 |
| J4 | Night vent plate | see chapter 4 - profile-related components | | |
| J5 | Shim for night vent plate | see chapter 4 - profile-related components | | |



INDIVIDUAL PARTS

| Part | Description | Sash size 1 | Sash size 2 | Cams | Article No. | EAN No. 4033449... | |
|----------------------------|---|----------------------------|-----------------|------|--|-----------------------|--------|
| A | Gear - 570 | 566 - 870 | | - | DXGV1505 | 129779 | 10 |
| | Gear - 740 | 871 - 1040 | | | DXGV1507R | 129786 | 10 |
| | Gear - 1040 | 1041 - 1340 | | | DXGV1510 | 128901 | 10 |
| | Gear - 1300 | 1341 - 1600 | | | DXGV1513 | 129793 | 10 |
| | Gear - 1600 | 1601 - 1900 | | | DXGV1516 | 129809 | 10 |
| | Gear - 1900 | 1901 - 2200 | | | DXGV1519 | 129816 | 10 |
| | B* | Corner drive - 150x40 | | | | DXE04 | 129656 |
| Corner drive - 150x150 | | | | | DXE150R1 | 128192 | 50 |
| C | Tip unit | | | | DXK01 | 129670 | 50 |
| | Tip unit for sash lifter | | | | DXK01F | 130485 | 50 |
| E1 | Top stay rail - 40 | 280 - 470 | | - | DXS040 | 129519 | 25 |
| | Top stay rail - 60 | 471 - 670 | | - | DXS060 | 128949 | 25 |
| | Top stay rail - 90R | 671 - 920 | | | DXS090R | 130348 | 25 |
| | Top stay rail - 120 | 921 - 1220 | | | DXS120 | 129533 | 25 |
| | Top stay rail - 150 | 1221 - 1520 | | | DXS150 | 129687 | 25 |
| | E2 | Top stay arm - 40 | 280 - 470 | | - | DXSR015 | 138351 |
| Top stay arm - 60 | | 471 - 670 | | - | DXSR025 | 129540 | 25 |
| Top stay arm - 90/120 | | 671 - 1220 | | - | DXSR035 | 129557 | 25 |
| Top stay arm - 150 | | 1221 - 1520 | | - | DXSR045 | 138559 | 25 |
| E3 | Top hinge bearing | | | - | DXSZ13278 | 129694 | 100 |
| E4 | Pin for top hinge bearing | | | - | DXSZ40119 | 129700 | 100 |
| E5 | Cap for top hinge bearing - white | | | - | DMZ12931W | 016680 | 100 |
| E6 | Cap for top hinge sash part - white | | | - | DMSZ13386W | 015911 | 100 |
| F1 | Side and bottom bolt - 400 | 751 - 920 FFB | 870 - 1040 FFH | | DXV400R | 129717 | 50 |
| | Side and bottom bolt - 600 | 921 - 1220 FFB | 1041 - 1340 FFH | | DXV600R | 130041 | 50 |
| | Side and bottom bolt - 800 | 1221 - 1520 FFB | 1341 - 2350 FFH | | DXV800R | 129724 | 25 |
| | F2 | Side and bottom bolt - 200 | 280 - 750 FFB | | | DXV200P | 142112 |
| Side and bottom bolt - 400 | | 751 - 920 FFB | 870 - 1040 FFH | | DXV400PR | 148183 | 50 |
| Side and bottom bolt - 600 | | 921 - 1220 FFB | 1041 - 1340 FFH | | DXV600PR | 147582 | 50 |
| Side and bottom bolt - 800 | | 1221 - 1520 FFB | 1341 - 2350 FFH | | DXV800PR | 147605 | 25 |
| F3 | Additional bolt - 600 | | 1901 - 2200 FFH | | DXV600Z | 129830 | 50 |
| G1 | Bottom hinge - sash part 3DV-100kg | | | - | DXL3DVF | 130515 | 100 |
| G2 | Cap for bottom hinge - sash part - white | | | - | DLNZ13378W | 012392 | 100 |
| G3 | Bottom hinge - frame part 3DV-100kg | | | - | DXL3DV100R | 130508 | 100 |
| G4 | Cap for bottom hinge - frame part - white | | | - | DLZ12205W | 012422 | 100 |
| I1 | Roller plate | | | | see chapter 4 - profile-related components | | |
| I2 | Mushroom plate basic security | | | | see chapter 4 - profile-related components | | |
| I3 | Tip plate | | | | see chapter 4 - profile-related components | | |

* PLEASE NOTE!

For sash rebate widths up to 390 mm please install the corner drive 150 x 40 (Article No. DXE04).

HARDWARE OVERVIEW

DK2001M | TILT & TURN | SINGLE-LEAF

Basic Security Grade 1

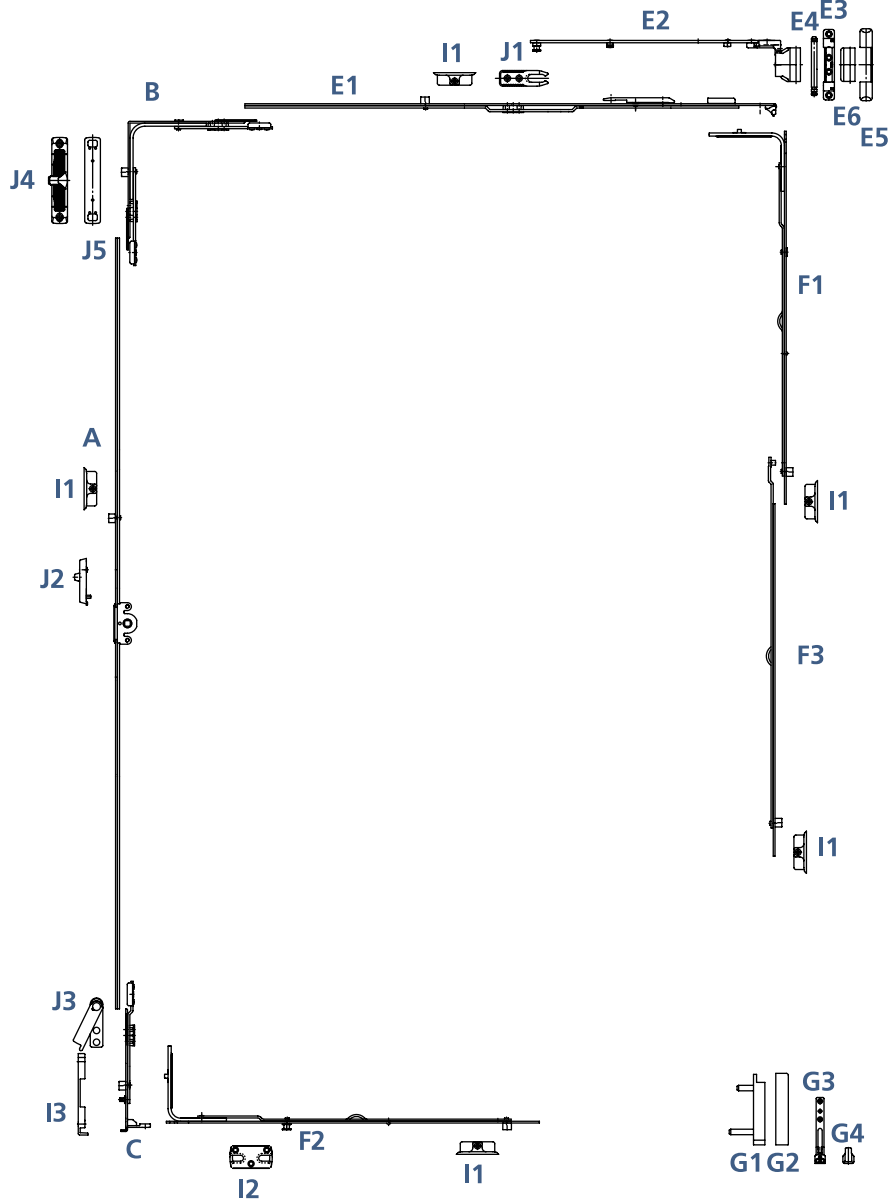
fixed handle height

13 mm axis



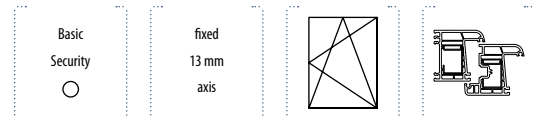
fixed
13 mm
axis

Basic
Security



OPTIONAL (further options see page 190 and following)

| Part | Description | Article No. | EAN No. 4033449... |  |
|------|--|--|-----------------------|---|
| J1 | Anti-slam device for top stays from size 60 | DZ12193 | 017205 | 200 |
| | Anti-slam device for top stays size 40 | DZ12874 | 017212 | 200 |
| J2 | Anti-mishandling device - l/h | DXZ1383L | 128987 | 100 |
| | Anti-mishandling device - r/h | DXZ1383R | 128994 | 100 |
| J3 | Sash lifter - l/h (installation only with tip unit/corner drive for sash lifter) | DXKF654L | 128918 | 200 |
| | Sash lifter - r/h (installation only with tip unit/corner drive for sash lifter) | DXKF654R | 128925 | 200 |
| J4 | Night vent plate | see chapter 4 - profile-related components | | |
| J5 | Shim for night vent plate | see chapter 4 - profile-related components | | |



INDIVIDUAL PARTS

| Part | Description | Sash size 1 | Sash size 2 | Cams | Article No. | EAN No. 4033449... | |
|------------------------|---|-----------------------|-----------------|------|--|-----------------------|--------|
| A | Gear - 410 | 300 - 565 | | - | DXGK1504 | 129441 | 10 |
| | Gear - 500 | 566 - 650 | | - | DXGK15052 | 138481 | 10 |
| | Gear - 700 | 651 - 850 | | - | DXGK1507 | 129403 | 10 |
| | Gear - 900 | 851 - 1050 | | | DXGK1509 | 129472 | 10 |
| | Gear - 1100 | 1051 - 1250 | | | DXGK15115 | 129489 | 10 |
| | Gear - 1300 | 1251 - 1450 | | | DXGK1513 | 138498 | 10 |
| | Gear - 1500 | 1451 - 1650 | | | DXGK15156 | 138504 | 10 |
| | Gear - 1700 | 1651 - 1850 | | | DXGK15177 | 138511 | 10 |
| | Gear - 1950 | 1851 - 2100 | | | DXGK1519 | 138528 | 10 |
| | Gear - 2200 | 2101 - 2350 | | | DXGK1522 | 138535 | 10 |
| | B* | Corner drive - 150x40 | | | | DXE04 | 129656 |
| Corner drive - 150x150 | | | | | DXE150R1 | 128192 | 50 |
| C | Tip unit | | | | DXK01 | 129670 | 50 |
| | Tip unit for sash lifter | | | | DXK01F | 130485 | 50 |
| E1 | Top stay rail - 40 | 280 - 470 | | - | DXS040 | 129519 | 25 |
| | Top stay rail - 60 | 471 - 670 | | - | DXS060 | 128949 | 25 |
| | Top stay rail - 90R | 671 - 920 | | | DXS090R | 130348 | 25 |
| | Top stay rail - 120 | 921 - 1220 | | | DXS120 | 129533 | 25 |
| | Top stay rail - 150 | 1221 - 1520 | | | DXS150 | 129687 | 25 |
| E2 | Top stay arm - 40 | 280 - 470 | | - | DXSR015 | 138351 | 25 |
| | Top stay arm - 60 | 471 - 670 | | - | DXSR025 | 129540 | 25 |
| | Top stay arm - 90/120 | 671 - 1220 | | - | DXSR035 | 129557 | 25 |
| | Top stay arm - 150 | 1221 - 1520 | | - | DXSR045 | 138559 | 25 |
| E3 | Top hinge bearing | | | - | DXSZ13278 | 129694 | 100 |
| E4 | Pin for top hinge bearing | | | - | DXSZ40119 | 129700 | 100 |
| E5 | Cap for top hinge bearing - white | | | - | DMZ12931W | 016680 | 100 |
| E6 | Cap for top hinge sash part - white | | | - | DMSZ13386W | 015911 | 100 |
| F1 | Side and bottom bolt - 400 | 751 - 920 FFB | 870 - 1040 FFH | | DXV400R | 129717 | 50 |
| | Side and bottom bolt - 600 | 921 - 1220 FFB | 1041 - 1340 FFH | | DXV600R | 130041 | 50 |
| | Side and bottom bolt - 800 | 1221 - 1520 FFB | 1341 - 2350 FFH | | DXV800R | 129724 | 25 |
| F2 | Side and bottom bolt - 200 | 280 - 750 FFB | | | DXV200P | 142112 | 50 |
| | Side and bottom bolt - 400 | 751 - 920 FFB | 870 - 1040 FFH | | DXV400PR | 148183 | 50 |
| | Side and bottom bolt - 600 | 921 - 1220 FFB | 1041 - 1340 FFH | | DXV600PR | 147582 | 50 |
| | Side and bottom bolt - 800 | 1221 - 1520 FFB | 1341 - 2350 FFH | | DXV800PR | 147605 | 25 |
| F3 | Additional bolt - 600 | | 1901 - 2200 FFH | | DXV600Z | 129830 | 50 |
| G1 | Bottom hinge - sash part 3DV-100kg | | | - | DXL3DVF | 130515 | 100 |
| G2 | Cap for bottom hinge - sash part - white | | | - | DLNZ13378W | 012392 | 100 |
| G3 | Bottom hinge - frame part 3DV-100kg | | | - | DXL3DV100R | 130508 | 100 |
| G4 | Cap for bottom hinge - frame part - white | | | - | DLZ12205W | 012422 | 100 |
| I1 | Roller plate | | | | see chapter 4 - profile-related components | | |
| I2 | Mushroom plate basic security | | | | see chapter 4 - profile-related components | | |
| I3 | Tip plate | | | | see chapter 4 - profile-related components | | |

CHAPTER | 1
COMPANYCHAPTER | 2
HARDWARE OVERVIEWCHAPTER | 3
INDIVIDUAL COMPONENTSCHAPTER | 4
PROFILE-RELATED
COMPONENTSCHAPTER | 5
INSTALLATION
INSTRUCTIONSCHAPTER | 6
IMPORTANT DETAILS

HARDWARE OVERVIEW

DK2001M | TILT & TURN | FRENCH WINDOW

with rebate lever gear

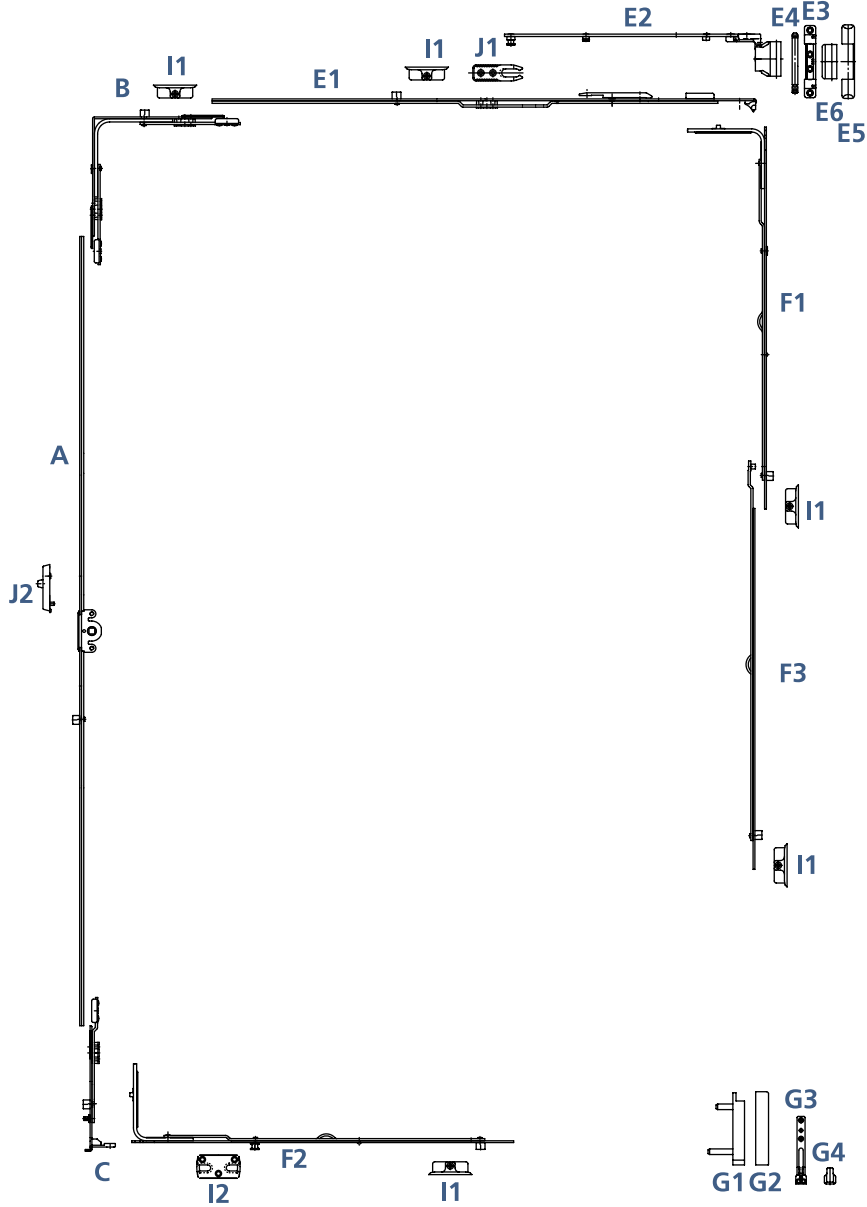
Basic Security Grade 1 | tilt&turn leaf

variable handle height | 13 mm axis




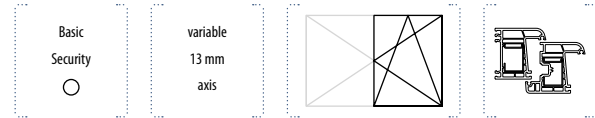
variable
13 mm
axis

Basic
Security



OPTIONAL (further options see page 190 and following)

| Part | Description | Article No. | EAN No. 4033449... |  |
|------|---|-------------|-----------------------|---|
| J1 | Anti-slam device for top stays from size 60 | DZ12193 | 017205 | 200 |
| | Anti-slam device for top stays size 40 | DZ12874 | 017212 | 200 |
| J2 | Anti-mishandling device - l/h | DXZ1383L | 128987 | 100 |
| | Anti-mishandling device - r/h | DXZ1383R | 128994 | 100 |



INDIVIDUAL PARTS

| Part | Description | Sash size 1 | Sash size 2 | Cams | Article No. | EAN No. 4033449... | |
|----------------------------|---|----------------------------|-----------------|------|--|-----------------------|--------|
| A | Gear - 570 | 566 - 870 | | - | DXGV1505 | 129779 | 10 |
| | Gear - 740 | 871 - 1040 | | | DXGV1507R | 129786 | 10 |
| | Gear - 1040 | 1041 - 1340 | | | DXGV1510 | 128901 | 10 |
| | Gear - 1300 | 1341 - 1600 | | | DXGV1513 | 129793 | 10 |
| | Gear - 1600 | 1601 - 1900 | | | DXGV1516 | 129809 | 10 |
| | Gear - 1900 | 1901 - 2200 | | | DXGV1519 | 129816 | 10 |
| | B* | Corner drive - 150x40 | | | | DXE04 | 129656 |
| Corner drive - 150x150 | | | | | DXE150R1 | 128192 | 50 |
| C | Tip unit | | | | DXK01 | 129670 | 50 |
| E1 | Top stay rail - 40 | 280 - 470 | | - | DXS040 | 129519 | 25 |
| | Top stay rail - 60 | 471 - 670 | | - | DXS060 | 128949 | 25 |
| | Top stay rail - 90R | 671 - 920 | | | DXS090R | 130348 | 25 |
| | Top stay rail - 120 | 921 - 1220 | | | DXS120 | 129533 | 25 |
| | Top stay rail - 150 | 1221 - 1520 | | | DXS150 | 129687 | 25 |
| | E2 | Top stay arm - 40 | 280 - 470 | | - | DXSR015 | 138351 |
| Top stay arm - 60 | | 471 - 670 | | - | DXSR025 | 129540 | 25 |
| Top stay arm - 90/120 | | 671 - 1220 | | - | DXSR035 | 129557 | 25 |
| Top stay arm - 150 | | 1221 - 1520 | | - | DXSR045 | 138559 | 25 |
| E3 | Top hinge bearing | | | - | DXSZ13278 | 129694 | 100 |
| E4 | Pin for top hinge bearing | | | - | DXSZ40119 | 129700 | 100 |
| E5 | Cap for top hinge bearing - white | | | - | DMZ12931W | 016680 | 100 |
| E6 | Cap for top hinge sash part - white | | | - | DMSZ13386W | 015911 | 100 |
| F1 | Side and bottom bolt - 400 | 751 - 920 FFB | 870 - 1040 FFH | | DXV400R | 129717 | 50 |
| | Side and bottom bolt - 600 | 921 - 1220 FFB | 1041 - 1340 FFH | | DXV600R | 130041 | 50 |
| | Side and bottom bolt - 800 | 1221 - 1520 FFB | 1341 - 2350 FFH | | DXV800R | 129724 | 25 |
| | F2 | Side and bottom bolt - 200 | 280 - 750 FFB | | | DXV200P | 142112 |
| Side and bottom bolt - 400 | | 751 - 920 FFB | 870 - 1040 FFH | | DXV400PR | 148183 | 50 |
| Side and bottom bolt - 600 | | 921 - 1220 FFB | 1041 - 1340 FFH | | DXV600PR | 147582 | 50 |
| Side and bottom bolt - 800 | | 1221 - 1520 FFB | 1341 - 2350 FFH | | DXV800PR | 147605 | 25 |
| F3 | Additional bolt - 600 | | 1901 - 2200 FFH | | DXV600Z | 129830 | 50 |
| G1 | Bottom hinge - sash part 3DV-100kg | | | - | DXL3DVF | 130515 | 100 |
| G2 | Cap for bottom hinge - sash part - white | | | - | DLNZ13378W | 012392 | 100 |
| G3 | Bottom hinge - frame part 3DV-100kg | | | - | DXL3DV100R | 130508 | 100 |
| G4 | Cap for bottom hinge - frame part - white | | | - | DLZ12205W | 012422 | 100 |
| I1 | Roller plate | | | | see chapter 4 - profile-related components | | |
| I2 | Mushroom plate basic security | | | | see chapter 4 - profile-related components | | |

* PLEASE NOTE!

For sash rebate widths up to 390 mm please install the corner drive 150 x 40 (Article No. DXE04).

HARDWARE OVERVIEW

DK2001M | TILT & TURN | FRENCH WINDOW

with rebate lever gear


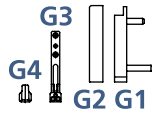
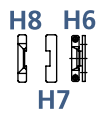
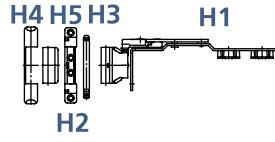
Basic Security Grade 1 | slave leaf

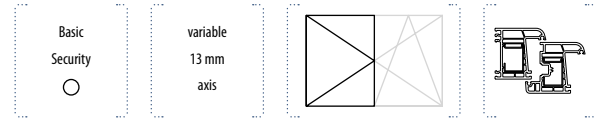
variable handle height | 13 mm axis












variable
13 mm
axis

Basic
Security
○





INDIVIDUAL PARTS

| Part | Description | Sash size 1 | Sash size 2 | Cams | Article No. | EAN No. 4033449... |  |
|------|---|-----------------|-----------------|---|--|-----------------------|---|
| A | Gear - 700 | 700 - 870 | | - | DXDP07V | 156843 | 10 |
| | Gear - 820 | 871 - 1040 | | 1 | DXDP08V | 168006 | 10 |
| | Gear - 1040 | 1041 - 1340 | | 1 | DXDP10V | 142594 | 10 |
| | Gear - 1300 | 1341 - 1600 | | 1 | DXDP13V | 156881 | 10 |
| | Gear - 1600 | 1601 - 1900 | | 2 | DXDP16V | 156904 | 10 |
| | Gear - 1900 | 1901 - 2200 | | 2 | DXDP19V | 156935 | 10 |
| D1 | Second sash end bolt with shoot bolt | | | - | DXPME43 | 165388 | 50 |
| D2* | Roller plate for end bolt | | | - | RZD48006X | 095623 | 200 |
| D3 | Tip plate for second sash end bolt | | | - | RKD47837X | 095531 | 100 |
| F1 | Side and bottom bolt - 200 | 280 - 750 FFB | |  | DXV200R | 144956 | 50 |
| | Side and bottom bolt - 400 | 751 - 920 FFB | 870 - 1040 FFH |  | DXV400R | 129717 | 50 |
| | Side and bottom bolt - 600 | 921 - 1220 FFB | 1041 - 1340 FFH |  | DXV600R | 130041 | 50 |
| | Side and bottom bolt - 800 | 1221 - 1520 FFB | 1341 - 2350 FFH |  | DXV800R | 129724 | 25 |
| F2 | Side and bottom bolt - 200 | 280 - 750 FFB | |  | DXV200P | 142112 | 50 |
| | Side and bottom bolt - 400 | 751 - 920 FFB | 870 - 1040 FFH |  | DXV400PR | 148183 | 50 |
| | Side and bottom bolt - 600 | 921 - 1220 FFB | 1041 - 1340 FFH |  | DXV600PR | 147582 | 50 |
| | Side and bottom bolt - 800 | 1221 - 1520 FFB | 1341 - 2350 FFH |  | DXV800PR | 147605 | 25 |
| G1 | Bottom hinge - sash part 3DV-100kg | | | - | DXL3DVF | 130515 | 100 |
| G2 | Cap for bottom hinge - sash part - white | | | - | DLNZ13378W | 012392 | 100 |
| G3 | Bottom hinge - frame part 3DV-100kg | | | - | DXL3DV100R | 130508 | 100 |
| G4 | Cap for bottom hinge - frame part - white | | | - | DLZ12205W | 012422 | 100 |
| H1 | Side hung hinge top | | | - | DXDNA77285 | 130218 | 50 |
| H2 | Top hinge bearing | | | - | DXSZ13278 | 129694 | 100 |
| H3 | Pin for top hinge bearing | | | - | DXSZ40119 | 129700 | 100 |
| H4 | Cap for top hinge bearing - white | | | - | DMZ12931W | 016680 | 100 |
| H5 | Cap for top hinge sash part - white | | | - | DMSZ13386W | 015911 | 100 |
| H6 | Side hung centre hinge | | | - | DD11693S | 130034 | 100 |
| H7 | Cap for side hung centre hinge - sash part - white | | | - | DD41339W | 011548 | 100 |
| H8 | Cap for side hung centre hinge - frame part - white | | | - | DD41342W | 011562 | 100 |
| I1 | Roller plate | | | | see chapter 4 - profile-related components | | |
| I2 | Mushroom plate basic security | | | | see chapter 4 - profile-related components | | |
| I3 | Shoot bolt plate | | | | see chapter 4 - profile-related components | | |
| I4 | Shim for shoot bolt plate | | | | see chapter 4 - profile-related components | | |

* PLEASE NOTE!

If using the roller plate for end bolt (Article No. RZD48006X) the installation of the corner drive with 2 roller cams (Article No. DXE150R2) is necessary, see chapter 3, part group B.

HARDWARE OVERVIEW

DK2001M | TILT & TURN | FRENCH WINDOW

with rebate lever gear

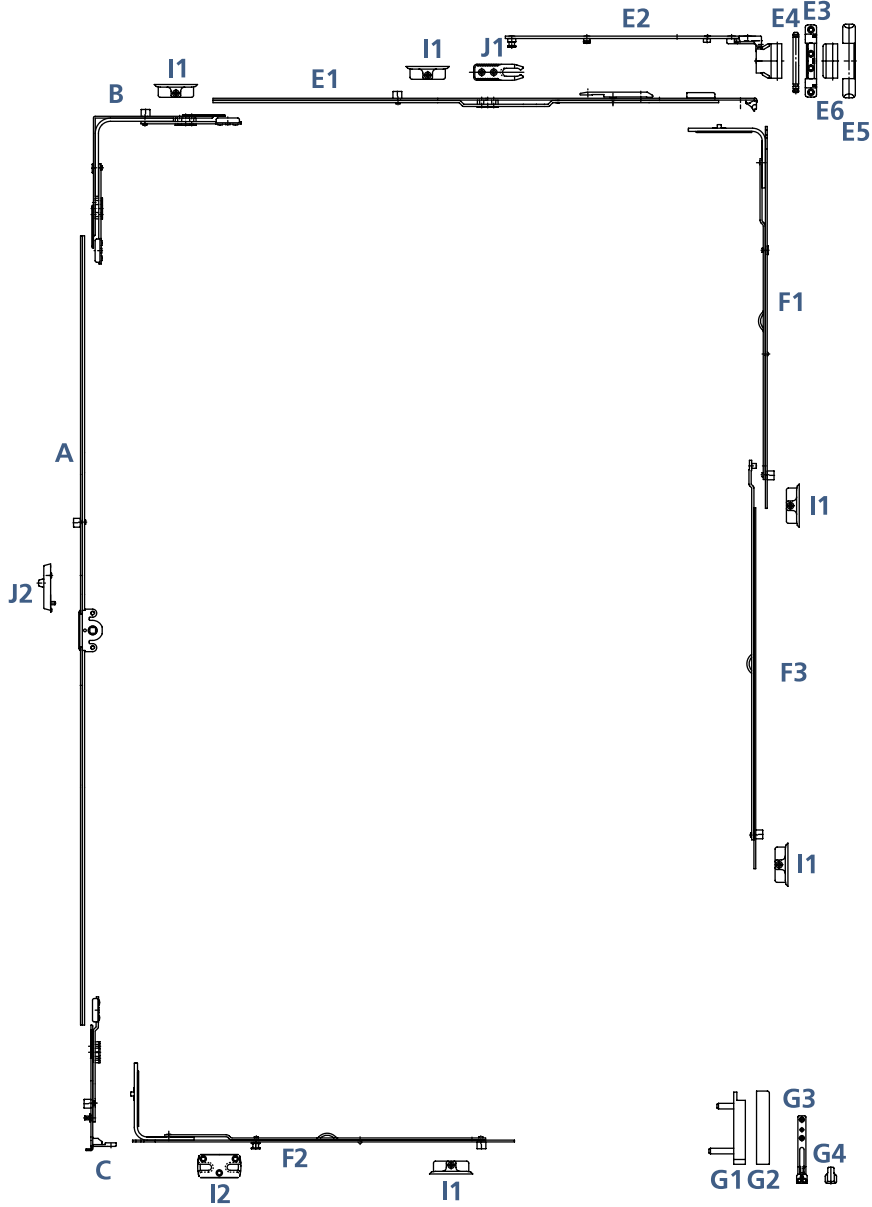
Basic Security Grade 1 | tilt&turn leaf

fixed handle height | 13 mm axis




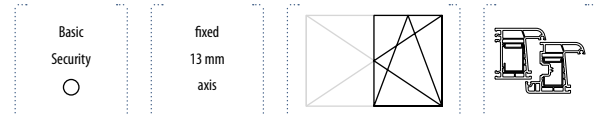
fixed
13 mm
axis

Basic
Security



OPTIONAL (further options see page 190 and following)

| Part | Description | Article No. | EAN No. 4033449... |  |
|------|---|-------------|-----------------------|---|
| J1 | Anti-slam device for top stays from size 60 | DZ12193 | 017205 | 200 |
| | Anti-slam device for top stays size 40 | DZ12874 | 017212 | 200 |
| J2 | Anti-mishandling device - l/h | DXZ1383L | 128987 | 100 |
| | Anti-mishandling device - r/h | DXZ1383R | 128994 | 100 |



INDIVIDUAL PARTS

| Part | Description | Sash size 1 | Sash size 2 | Cams | Article No. | EAN No. 4033449... | |
|------|---|-----------------|-----------------|------|--|-----------------------|-----|
| A | Gear - 700 | 651 - 850 | | - | DXGK1507 | 129403 | 10 |
| | Gear - 900 | 851 - 1050 | | | DXGK1509 | 129472 | 10 |
| | Gear - 1100 | 1051 - 1250 | | | DXGK15115 | 129489 | 10 |
| | Gear - 1300 | 1251 - 1450 | | | DXGK1513 | 138498 | 10 |
| | Gear - 1500 | 1451 - 1650 | | | DXGK15156 | 138504 | 10 |
| | Gear - 1700 | 1651 - 1850 | | | DXGK15177 | 138511 | 10 |
| | Gear - 1950 | 1851 - 2100 | | | DXGK1519 | 138528 | 10 |
| | Gear - 2200 | 2101 - 2350 | | | DXGK1522 | 138535 | 10 |
| B* | Corner drive - 150x40 | | | | DXE04 | 129656 | 50 |
| | Corner drive - 150x150 | | | | DXE150R1 | 128192 | 50 |
| C | Tip unit | | | | DXK01 | 129670 | 50 |
| E1 | Top stay rail - 40 | 280 - 470 | | - | DXS040 | 129519 | 25 |
| | Top stay rail - 60 | 471 - 670 | | - | DXS060 | 128949 | 25 |
| | Top stay rail - 90R | 671 - 920 | | | DXS090R | 130348 | 25 |
| | Top stay rail - 120 | 921 - 1220 | | | DXS120 | 129533 | 25 |
| | Top stay rail - 150 | 1221 - 1520 | | | DXS150 | 129687 | 25 |
| E2 | Top stay arm - 40 | 280 - 470 | | - | DXSR015 | 138351 | 25 |
| | Top stay arm - 60 | 471 - 670 | | - | DXSR025 | 129540 | 25 |
| | Top stay arm - 90/120 | 671 - 1220 | | - | DXSR035 | 129557 | 25 |
| | Top stay arm - 150 | 1221 - 1520 | | - | DXSR045 | 138559 | 25 |
| E3 | Top hinge bearing | | | - | DXSZ13278 | 129694 | 100 |
| E4 | Pin for top hinge bearing | | | - | DXSZ40119 | 129700 | 100 |
| E5 | Cap for top hinge bearing - white | | | - | DMZ12931W | 016680 | 100 |
| E6 | Cap for top hinge sash part - white | | | - | DMSZ13386W | 015911 | 100 |
| F1 | Side and bottom bolt - 400 | 751 - 920 FFB | 870 - 1040 FFH | | DXV400R | 129717 | 50 |
| | Side and bottom bolt - 600 | 921 - 1220 FFB | 1041 - 1340 FFH | | DXV600R | 130041 | 50 |
| | Side and bottom bolt - 800 | 1221 - 1520 FFB | 1341 - 2350 FFH | | DXV800R | 129724 | 25 |
| F2 | Side and bottom bolt - 200 | 280 - 750 FFB | | | DXV200P | 142112 | 50 |
| | Side and bottom bolt - 400 | 751 - 920 FFB | 870 - 1040 FFH | | DXV400PR | 148183 | 50 |
| | Side and bottom bolt - 600 | 921 - 1220 FFB | 1041 - 1340 FFH | | DXV600PR | 147582 | 50 |
| | Side and bottom bolt - 800 | 1221 - 1520 FFB | 1341 - 2350 FFH | | DXV800PR | 147605 | 25 |
| F3 | Additional bolt - 600 | | 1901 - 2200 FFH | | DXV600Z | 129830 | 50 |
| G1 | Bottom hinge - sash part 3DV-100kg | | | - | DXL3DVF | 130515 | 100 |
| G2 | Cap for bottom hinge - sash part - white | | | - | DLNZ13378W | 012392 | 100 |
| G3 | Bottom hinge - frame part 3DV-100kg | | | - | DXL3DV100R | 130508 | 100 |
| G4 | Cap for bottom hinge - frame part - white | | | - | DLZ12205W | 012422 | 100 |
| I1 | Roller plate | | | | see chapter 4 - profile-related components | | |
| I2 | Mushroom plate basic security | | | | see chapter 4 - profile-related components | | |

* PLEASE NOTE!

For sash rebate widths up to 390 mm please install the corner drive 150 x 40 (Article No. DXE04).

HARDWARE OVERVIEW

DK2001M | TILT & TURN | FRENCH WINDOW

with rebate lever gear


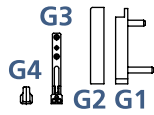
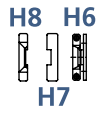
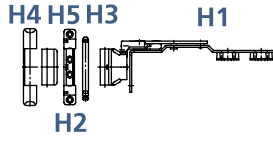
Basic Security Grade 1 | slave leaf

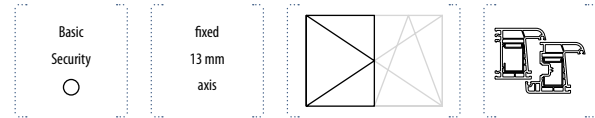
fixed handle height | 13 mm axis



fixed
13 mm
axis

Basic
Security





INDIVIDUAL PARTS

| Part | Description | Sash size 1 | Sash size 2 | Cams | Article No. | EAN No. 4033449... | |
|------|---|--------------------------------------|-----------------|------|--|-----------------------|--------|
| A | Gear - 700 | 650 - 850 | | - | DXDP07K | 156836 | 10 |
| | Gear - 900 | 851 - 1050 | | 1 | DXDP09K | 156850 | 10 |
| | Gear - 1100 | 1051 - 1250 | | 1 | DXDP11K | 156867 | 10 |
| | Gear - 1300 | 1251 - 1450 | | 1 | DXDP13K | 156874 | 10 |
| | Gear - 1500 | 1451 - 1650 | | 1 | DXDP15K | 156898 | 10 |
| | Gear - 1700 | 1651 - 1850 | | 2 | DXDP17K | 156911 | 10 |
| | Gear - 1950 | 1851 - 2100 | | 2 | DXDP19K | 156928 | 10 |
| | Gear - 2200 | 2101 - 2350 | | 2 | DXDP22K | 156942 | 10 |
| | D1 | Second sash end bolt with shoot bolt | | | - | DXPME43 | 165388 |
| D2* | Roller plate for end bolt | | | - | RZD48006X | 095623 | 200 |
| D3 | Tip plate for second sash end bolt | | | - | RKD47837X | 095531 | 100 |
| F1 | Side and bottom bolt - 200 | 280 - 750 FFB | | | DXV200R | 144956 | 50 |
| | Side and bottom bolt - 400 | 751 - 920 FFB | 870 - 1040 FFH | | DXV400R | 129717 | 50 |
| | Side and bottom bolt - 600 | 921 - 1220 FFB | 1041 - 1340 FFH | | DXV600R | 130041 | 50 |
| | Side and bottom bolt - 800 | 1221 - 1520 FFB | 1341 - 2350 FFH | | DXV800R | 129724 | 25 |
| F2 | Side and bottom bolt - 200 | 280 - 750 FFB | | | DXV200P | 142112 | 50 |
| | Side and bottom bolt - 400 | 751 - 920 FFB | 870 - 1040 FFH | | DXV400PR | 148183 | 50 |
| | Side and bottom bolt - 600 | 921 - 1220 FFB | 1041 - 1340 FFH | | DXV600PR | 147582 | 50 |
| | Side and bottom bolt - 800 | 1221 - 1520 FFB | 1341 - 2350 FFH | | DXV800PR | 147605 | 25 |
| G1 | Bottom hinge - sash part 3DV-100kg | | | - | DXL3DVF | 130515 | 100 |
| G2 | Cap for bottom hinge - sash part - white | | | - | DLNZ13378W | 012392 | 100 |
| G3 | Bottom hinge - frame part 3DV-100kg | | | - | DXL3DV100R | 130508 | 100 |
| G4 | Cap for bottom hinge - frame part - white | | | - | DLZ12205W | 012422 | 100 |
| H1 | Side hung hinge top | | | - | DXDNA77285 | 130218 | 50 |
| H2 | Top hinge bearing | | | - | DXSZ13278 | 129694 | 100 |
| H3 | Pin for top hinge bearing | | | - | DXSZ40119 | 129700 | 100 |
| H4 | Cap for top hinge bearing - white | | | - | DMZ12931W | 016680 | 100 |
| H5 | Cap for top hinge sash part - white | | | - | DMSZ13386W | 015911 | 100 |
| H6 | Side hung centre hinge | | | - | DD11693S | 130034 | 100 |
| H7 | Cap for side hung centre hinge - sash part - white | | | - | DD41339W | 011548 | 100 |
| H8 | Cap for side hung centre hinge - frame part - white | | | - | DD41342W | 011562 | 100 |
| I1 | Roller plate | | | | see chapter 4 - profile-related components | | |
| I2 | Mushroom plate basic security | | | | see chapter 4 - profile-related components | | |
| I3 | Shoot bolt plate | | | | see chapter 4 - profile-related components | | |
| I4 | Shim for shoot bolt plate | | | | see chapter 4 - profile-related components | | |

* PLEASE NOTE!

If using the roller plate for end bolt (Article No. RZD48006X) the installation of the corner drive with 2 roller cams (Article No. DXE150R2) is necessary, see chapter 3, part group B.

HARDWARE OVERVIEW

DK2001M | TILT & TURN | SINGLE-LEAF

Basic Security Grade 2

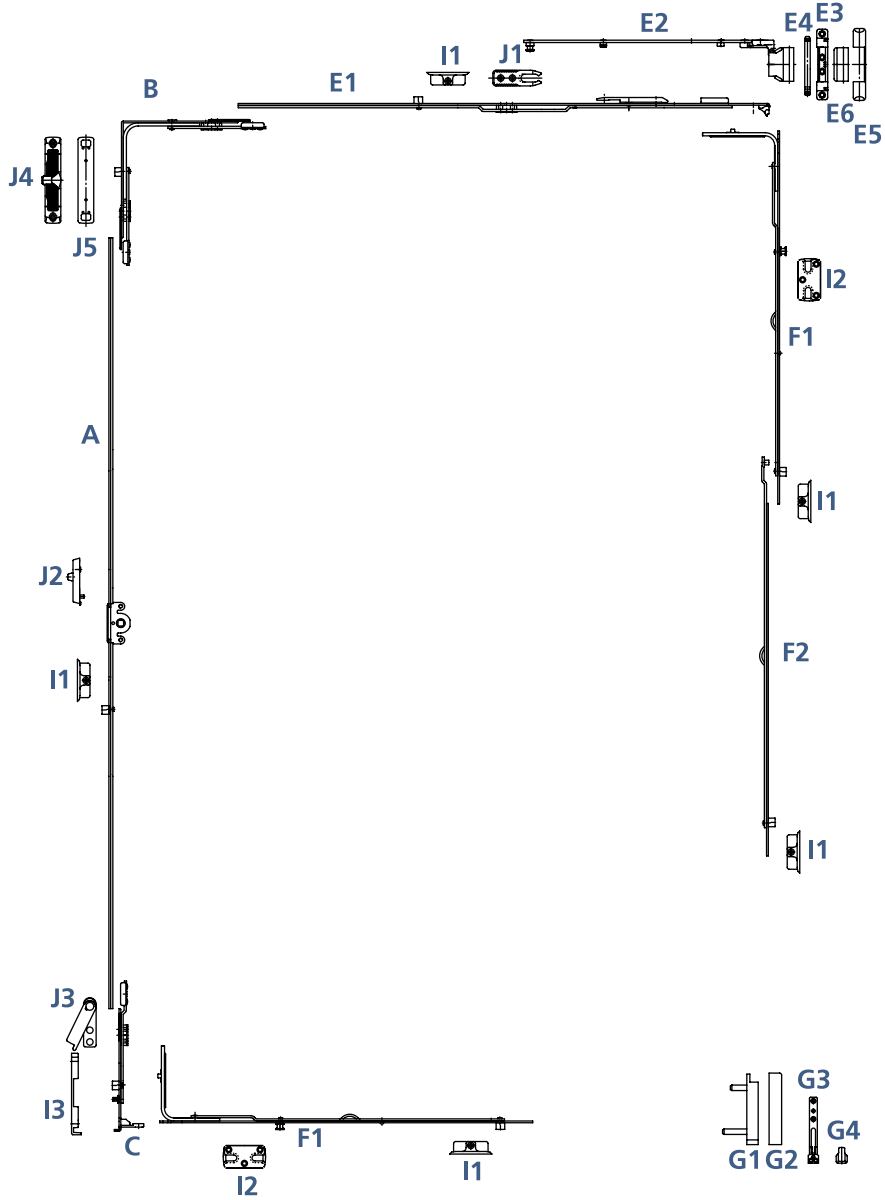
variable handle height

13 mm axis



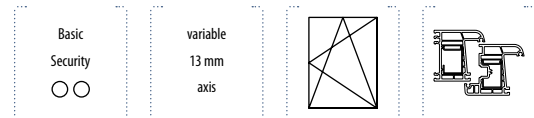
variable
13 mm
axis

Basic
Security
○○



OPTIONAL (further options see page 190 and following)

| Part | Description | Article No. | EAN No. 4033449... |  |
|------|--|--|-----------------------|---|
| J1 | Anti-slam device for top stays from size 60 | DZ12193 | 017205 | 200 |
| | Anti-slam device for top stays size 40 | DZ12874 | 017212 | 200 |
| J2 | Anti-mishandling device - l/h | DXZ1383L | 128987 | 100 |
| | Anti-mishandling device - r/h | DXZ1383R | 128994 | 100 |
| J3 | Sash lifter - l/h (installation only with tip unit/corner drive for sash lifter) | DXKF654L | 128918 | 200 |
| | Sash lifter - r/h (installation only with tip unit/corner drive for sash lifter) | DXKF654R | 128925 | 200 |
| J4 | Night vent plate | see chapter 4 - profile-related components | | |
| J5 | Shim for night vent plate | see chapter 4 - profile-related components | | |



INDIVIDUAL PARTS

| Part | Description | Sash size 1 | Sash size 2 | Cams | Article No. | EAN No. 4033449... | |
|-----------------------|---|-------------------|-----------------|------|--|-----------------------|--------|
| A | Gear - 570 | 566 - 870 | | - | DXGV1505 | 129779 | 10 |
| | Gear - 740 | 871 - 1040 | | | DXGV1507R | 129786 | 10 |
| | Gear - 1040 | 1041 - 1340 | | | DXGV1510 | 128901 | 10 |
| | Gear - 1300 | 1341 - 1600 | | | DXGV1513 | 129793 | 10 |
| | Gear - 1600 | 1601 - 1900 | | | DXGV1516 | 129809 | 10 |
| | Gear - 1900 | 1901 - 2200 | | | DXGV1519 | 129816 | 10 |
| B* | Corner drive - 150x40 | | | | DXE04 | 129656 | 50 |
| | Corner drive - 150x150 | | | | DXE150R1 | 128192 | 50 |
| C | Tip unit | | | | DXK01 | 129670 | 50 |
| | Tip unit for sash lifter | | | | DXK01F | 130485 | 50 |
| E1 | Top stay rail - 40 | 280 - 470 | | - | DXS040 | 129519 | 25 |
| | Top stay rail - 60 | 471 - 670 | | - | DXS060 | 128949 | 25 |
| | Top stay rail - 90R | 671 - 920 | | | DXS090R | 130348 | 25 |
| | Top stay rail - 120 | 921 - 1220 | | | DXS120 | 129533 | 25 |
| | Top stay rail - 150 | 1221 - 1520 | | | DXS150 | 129687 | 25 |
| | E2 | Top stay arm - 40 | 280 - 470 | | - | DXSR015 | 138351 |
| Top stay arm - 60 | | 471 - 670 | | - | DXSR025 | 129540 | 25 |
| Top stay arm - 90/120 | | 671 - 1220 | | - | DXSR035 | 129557 | 25 |
| Top stay arm - 150 | | 1221 - 1520 | | - | DXSR045 | 138559 | 25 |
| E3 | Top hinge bearing | | | - | DXSZ13278 | 129694 | 100 |
| E4 | Pin for top hinge bearing | | | - | DXSZ40119 | 129700 | 100 |
| E5 | Cap for top hinge bearing - white | | | - | DMZ12931W | 016680 | 100 |
| E6 | Cap for top hinge sash part - white | | | - | DMSZ13386W | 015911 | 100 |
| F1 | Side and bottom bolt - 200 | 280 - 750 FFB | | | DXV200P | 142112 | 50 |
| | Side and bottom bolt - 400 | 751 - 920 FFB | 870 - 1040 FFH | | DXV400PR | 148183 | 50 |
| | Side and bottom bolt - 600 | 921 - 1220 FFB | 1041 - 1340 FFH | | DXV600PR | 147582 | 50 |
| | Side and bottom bolt - 800 | 1221 - 1520 FFB | 1341 - 2350 FFH | | DXV800PR | 147605 | 25 |
| F2 | Additional bolt - 600 | | 1901 - 2200 FFH | | DXV600Z | 129830 | 50 |
| G1 | Bottom hinge - sash part 3DV-100kg | | | - | DXL3DVF | 130515 | 100 |
| G2 | Cap for bottom hinge - sash part - white | | | - | DLNZ13378W | 012392 | 100 |
| G3 | Bottom hinge - frame part 3DV-100kg | | | - | DXL3DV100R | 130508 | 100 |
| G4 | Cap for bottom hinge - frame part - white | | | - | DLZ12205W | 012422 | 100 |
| I1 | Roller plate | | | | see chapter 4 - profile-related components | | |
| I2 | Mushroom plate basic security | | | | see chapter 4 - profile-related components | | |
| I3 | Tip plate | | | | see chapter 4 - profile-related components | | |

* PLEASE NOTE!

For sash rebate widths up to 390 mm please install the corner drive 150 x 40 (Article No. DXE04).

HARDWARE OVERVIEW

DK2001M | TILT & TURN | SINGLE-LEAF

Basic Security Grade 2

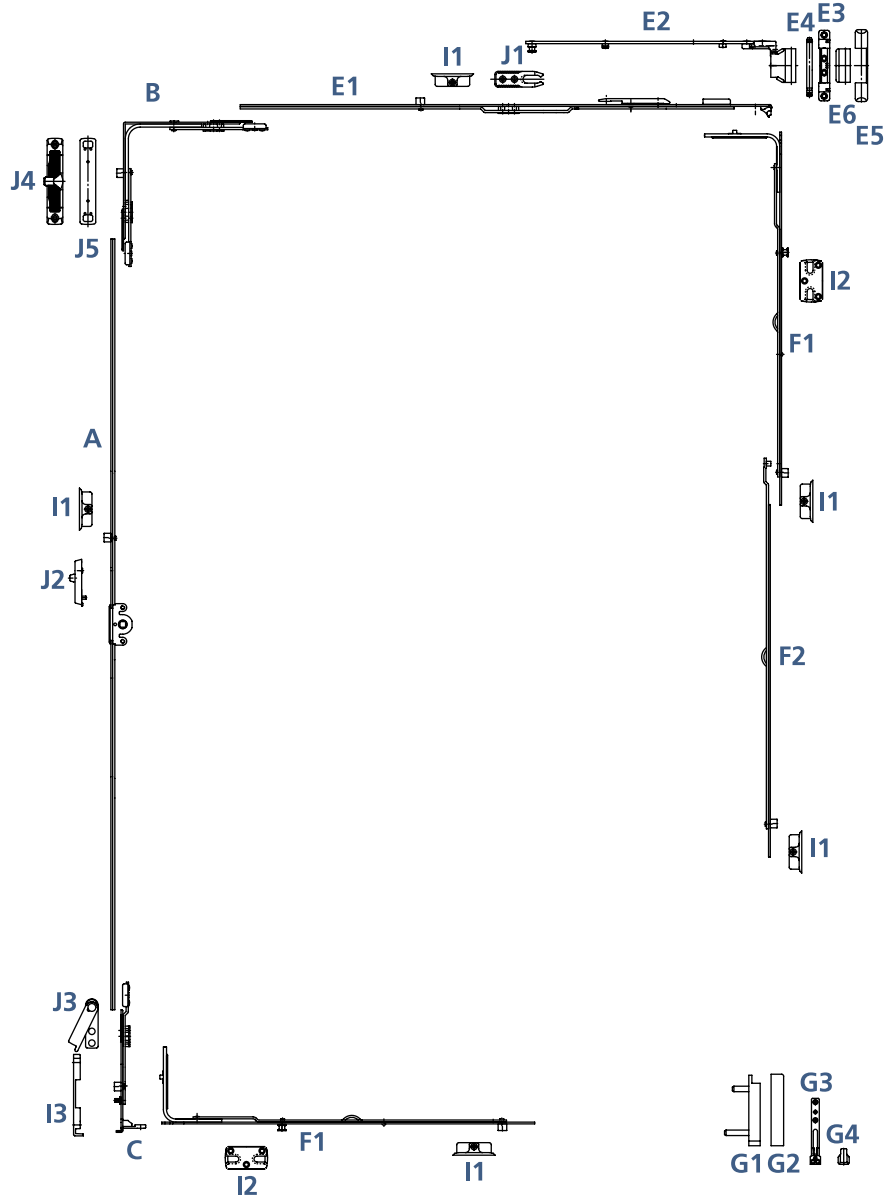
fixed handle height

13 mm axis



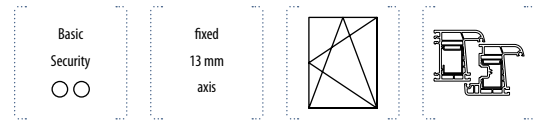
fixed
13 mm
axis

Basic
Security
○○



OPTIONAL (further options see page 190 and following)

| Part | Description | Article No. | EAN No. 4033449... |  |
|------|--|--|-----------------------|---|
| J1 | Anti-slam device for top stays from size 60 | DZ12193 | 017205 | 200 |
| | Anti-slam device for top stays size 40 | DZ12874 | 017212 | 200 |
| J2 | Anti-mishandling device - l/h | DXZ1383L | 128987 | 100 |
| | Anti-mishandling device - r/h | DXZ1383R | 128994 | 100 |
| J3 | Sash lifter - l/h (installation only with tip unit/corner drive for sash lifter) | DXKF654L | 128918 | 200 |
| | Sash lifter - r/h (installation only with tip unit/corner drive for sash lifter) | DXKF654R | 128925 | 200 |
| J4 | Night vent plate | see chapter 4 - profile-related components | | |
| J5 | Shim for night vent plate | see chapter 4 - profile-related components | | |



INDIVIDUAL PARTS

| Part | Description | Sash size 1 | Sash size 2 | Cams | Article No. | EAN No. 4033449... | |
|------------------------|---|-----------------------|-----------------|------|--|-----------------------|--------|
| A | Gear - 410 | 300 - 565 | | - | DXGK1504 | 129441 | 10 |
| | Gear - 500 | 566 - 650 | | - | DXGK15052 | 138481 | 10 |
| | Gear - 700 | 651 - 850 | | - | DXGK1507 | 129403 | 10 |
| | Gear - 900 | 851 - 1050 | | | DXGK1509 | 129472 | 10 |
| | Gear - 1100 | 1051 - 1250 | | | DXGK15115 | 129489 | 10 |
| | Gear - 1300 | 1251 - 1450 | | | DXGK1513 | 138498 | 10 |
| | Gear - 1500 | 1451 - 1650 | | | DXGK15156 | 138504 | 10 |
| | Gear - 1700 | 1651 - 1850 | | | DXGK15177 | 138511 | 10 |
| | Gear - 1950 | 1851 - 2100 | | | DXGK1519 | 138528 | 10 |
| | Gear - 2200 | 2101 - 2350 | | | DXGK1522 | 138535 | 10 |
| | B* | Corner drive - 150x40 | | | | DXE04 | 129656 |
| Corner drive - 150x150 | | | | | DXE150R1 | 128192 | 50 |
| C | Tip unit | | | | DXK01 | 129670 | 50 |
| | Tip unit for sash lifter | | | | DXK01F | 130485 | 50 |
| E1 | Top stay rail - 40 | 280 - 470 | | - | DXS040 | 129519 | 25 |
| | Top stay rail - 60 | 471 - 670 | | - | DXS060 | 128949 | 25 |
| | Top stay rail - 90R | 671 - 920 | | | DXS090R | 130348 | 25 |
| | Top stay rail - 120 | 921 - 1220 | | | DXS120 | 129533 | 25 |
| | Top stay rail - 150 | 1221 - 1520 | | | DXS150 | 129687 | 25 |
| E2 | Top stay arm - 40 | 280 - 470 | | - | DXSR015 | 138351 | 25 |
| | Top stay arm - 60 | 471 - 670 | | - | DXSR025 | 129540 | 25 |
| | Top stay arm - 90/120 | 671 - 1220 | | - | DXSR035 | 129557 | 25 |
| | Top stay arm - 150 | 1221 - 1520 | | - | DXSR045 | 138559 | 25 |
| E3 | Top hinge bearing | | | - | DXSZ13278 | 129694 | 100 |
| E4 | Pin for top hinge bearing | | | - | DXSZ40119 | 129700 | 100 |
| E5 | Cap for top hinge bearing - white | | | - | DMZ12931W | 016680 | 100 |
| E6 | Cap for top hinge sash part - white | | | - | DMSZ13386W | 015911 | 100 |
| F1 | Side and bottom bolt - 200 | 280 - 750 FFB | | | DXV200P | 142112 | 50 |
| | Side and bottom bolt - 400 | 751 - 920 FFB | 870 - 1040 FFH | | DXV400PR | 148183 | 50 |
| | Side and bottom bolt - 600 | 921 - 1220 FFB | 1041 - 1340 FFH | | DXV600PR | 147582 | 50 |
| | Side and bottom bolt - 800 | 1221 - 1520 FFB | 1341 - 2350 FFH | | DXV800PR | 147605 | 25 |
| F2 | Additional bolt - 600 | | 1901 - 2200 FFH | | DXV600Z | 129830 | 50 |
| G1 | Bottom hinge - sash part 3DV-100kg | | | - | DXL3DVF | 130515 | 100 |
| G2 | Cap for bottom hinge - sash part - white | | | - | DLNZ13378W | 012392 | 100 |
| G3 | Bottom hinge - frame part 3DV-100kg | | | - | DXL3DV100R | 130508 | 100 |
| G4 | Cap for bottom hinge - frame part - white | | | - | DLZ12205W | 012422 | 100 |
| I1 | Roller plate | | | | see chapter 4 - profile-related components | | |
| I2 | Mushroom plate basic security | | | | see chapter 4 - profile-related components | | |
| I3 | Tip plate | | | | see chapter 4 - profile-related components | | |

* PLEASE NOTE!

For sash rebate widths up to 390 mm please install the corner drive 150 x 40 (Article No. DXE04).

HARDWARE OVERVIEW

DK2001M | TILT & TURN | FRENCH WINDOW

with rebate lever gear

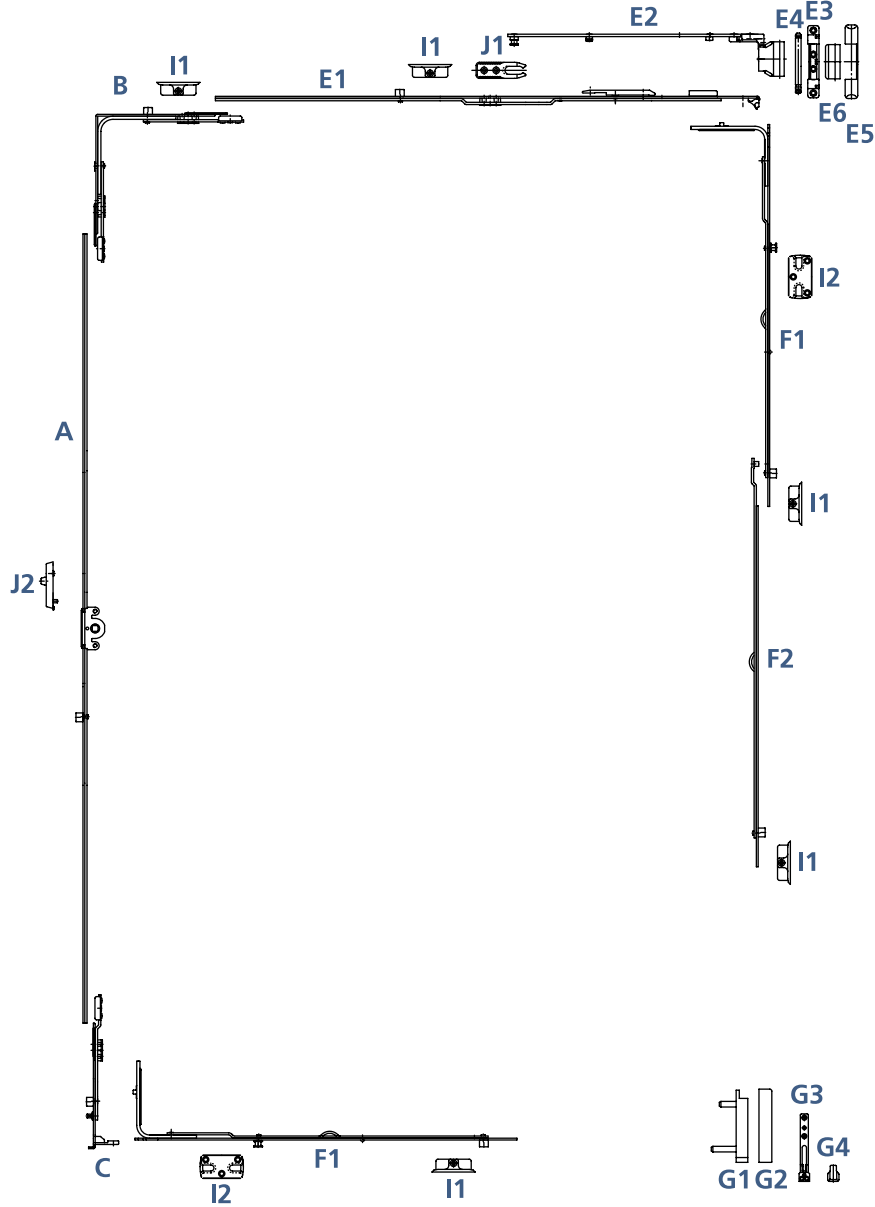
Basic Security Grade 2 | tilt&turn leaf

variable handle height | 13 mm axis




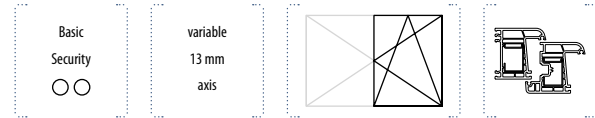
variable
13 mm
axis

Basic
Security
○○



OPTIONAL (further options see page 190 and following)

| Part | Description | Article No. | EAN No. 4033449... |  |
|------|---|-------------|-----------------------|---|
| J1 | Anti-slam device for top stays from size 60 | DZ12193 | 017205 | 200 |
| | Anti-slam device for top stays size 40 | DZ12874 | 017212 | 200 |
| J2 | Anti-mishandling device - l/h | DXZ1383L | 128987 | 100 |
| | Anti-mishandling device - r/h | DXZ1383R | 128994 | 100 |



INDIVIDUAL PARTS

| Part | Description | Sash size 1 | Sash size 2 | Cams | Article No. | EAN No. 4033449... | |
|------|---|-----------------|-----------------|------|--|-----------------------|-----|
| A | Gear - 570 | 566 - 870 | | - | DXGV1505 | 129779 | 10 |
| | Gear - 740 | 871 - 1040 | | | DXGV1507R | 129786 | 10 |
| | Gear - 1040 | 1041 - 1340 | | | DXGV1510 | 128901 | 10 |
| | Gear - 1300 | 1341 - 1600 | | | DXGV1513 | 129793 | 10 |
| | Gear - 1600 | 1601 - 1900 | | | DXGV1516 | 129809 | 10 |
| | Gear - 1900 | 1901 - 2200 | | | DXGV1519 | 129816 | 10 |
| B* | Corner drive - 150x40 | | | | DXE04 | 129656 | 50 |
| | Corner drive - 150x150 | | | | DXE150R1 | 128192 | 50 |
| C | Tip unit | | | | DXK01 | 129670 | 50 |
| E1 | Top stay rail - 40 | 280 - 470 | | - | DXS040 | 129519 | 25 |
| | Top stay rail - 60 | 471 - 670 | | - | DXS060 | 128949 | 25 |
| | Top stay rail - 90R | 671 - 920 | | | DXS090R | 130348 | 25 |
| | Top stay rail - 120 | 921 - 1220 | | | DXS120 | 129533 | 25 |
| | Top stay rail - 150 | 1221 - 1520 | | | DXS150 | 129687 | 25 |
| E2 | Top stay arm - 40 | 280 - 470 | | - | DXSR015 | 138351 | 25 |
| | Top stay arm - 60 | 471 - 670 | | - | DXSR025 | 129540 | 25 |
| | Top stay arm - 90/120 | 671 - 1220 | | - | DXSR035 | 129557 | 25 |
| | Top stay arm - 150 | 1221 - 1520 | | - | DXSR045 | 138559 | 25 |
| E3 | Top hinge bearing | | | - | DXSZ13278 | 129694 | 100 |
| E4 | Pin for top hinge bearing | | | - | DXSZ40119 | 129700 | 100 |
| E5 | Cap for top hinge bearing - white | | | - | DMZ12931W | 016680 | 100 |
| E6 | Cap for top hinge sash part - white | | | - | DMSZ13386W | 015911 | 100 |
| F1 | Side and bottom bolt - 200 | 280 - 750 FFB | | | DXV200P | 142112 | 50 |
| | Side and bottom bolt - 400 | 751 - 920 FFB | 870 - 1040 FFH | | DXV400PR | 148183 | 50 |
| | Side and bottom bolt - 600 | 921 - 1220 FFB | 1041 - 1340 FFH | | DXV600PR | 147582 | 50 |
| | Side and bottom bolt - 800 | 1221 - 1520 FFB | 1341 - 2350 FFH | | DXV800PR | 147605 | 25 |
| F2 | Additional bolt - 600 | | 1901 - 2200 FFH | | DXV600Z | 129830 | 50 |
| G1 | Bottom hinge - sash part 3DV-100kg | | | - | DXL3DVF | 130515 | 100 |
| G2 | Cap for bottom hinge - sash part - white | | | - | DLNZ13378W | 012392 | 100 |
| G3 | Bottom hinge - frame part 3DV-100kg | | | - | DXL3DV100R | 130508 | 100 |
| G4 | Cap for bottom hinge - frame part - white | | | - | DLZ12205W | 012422 | 100 |
| I1 | Roller plate | | | | see chapter 4 - profile-related components | | |
| I2 | Mushroom plate basic security | | | | see chapter 4 - profile-related components | | |

* PLEASE NOTE!

For sash rebate widths up to 390 mm please install the corner drive 150 x 40 (Article No. DXE04).

HARDWARE OVERVIEW

DK2001M | TILT & TURN | FRENCH WINDOW

with rebate lever gear

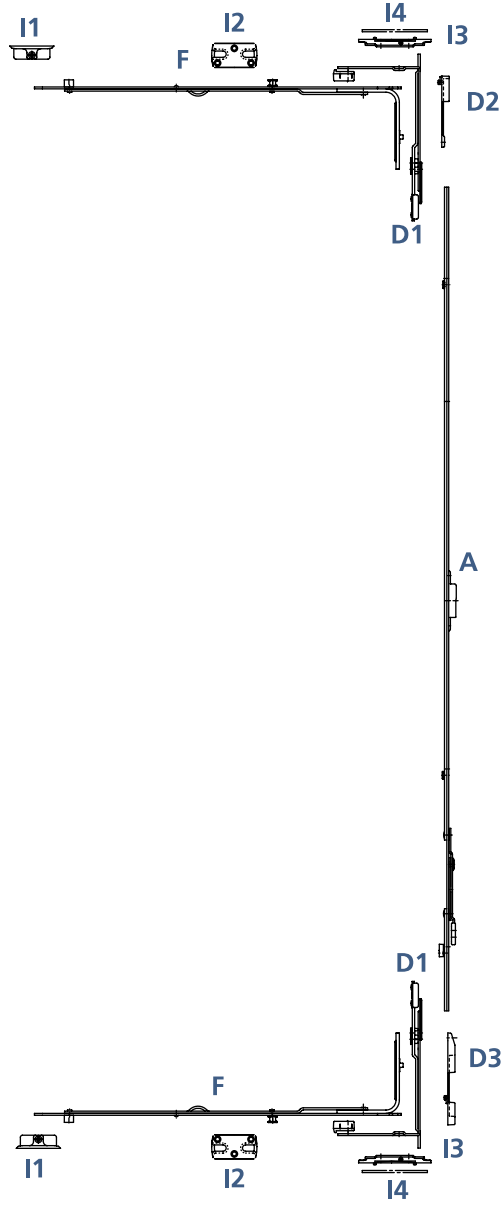
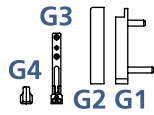
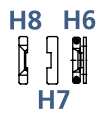
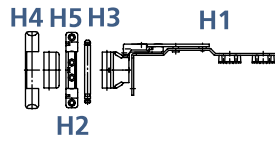
Basic Security Grade 2 | slave leaf

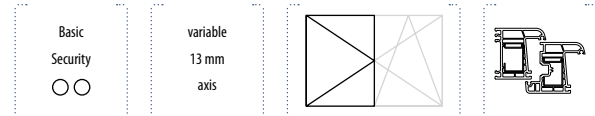
variable handle height | 13 mm axis



variable
13 mm
axis

Basic
Security
○○





INDIVIDUAL PARTS

| Part | Description | Sash size 1 | Sash size 2 | Cams | Article No. | EAN No. 4033449... | |
|------|---|-----------------|-----------------|------|--|-----------------------|-----|
| A | Gear - 700 | 700 - 870 | | - | DXDP07V | 156843 | 10 |
| | Gear - 820 | 871 - 1040 | | 1 | DXDP08V | 168006 | 10 |
| | Gear - 1040 | 1041 - 1340 | | 1 | DXDP10V | 142594 | 10 |
| | Gear - 1300 | 1341 - 1600 | | 1 | DXDP13V | 156881 | 10 |
| | Gear - 1600 | 1601 - 1900 | | 2 | DXDP16V | 156904 | 10 |
| | Gear - 1900 | 1901 - 2200 | | 2 | DXDP19V | 156935 | 10 |
| D1 | Second sash end bolt with shoot bolt | | | - | DXPME43 | 165388 | 50 |
| D2* | Roller plate for end bolt | | | - | RZD48006X | 095623 | 200 |
| D3 | Tip plate for second sash end bolt | | | - | RKD47837X | 095531 | 100 |
| F | Side and bottom bolt - 200 | 280 - 750 FFB | | | DXV200P | 142112 | 50 |
| | Side and bottom bolt - 400 | 751 - 920 FFB | 870 - 1040 FFH | | DXV400PR | 148183 | 50 |
| | Side and bottom bolt - 600 | 921 - 1220 FFB | 1041 - 1340 FFH | | DXV600PR | 147582 | 50 |
| | Side and bottom bolt - 800 | 1221 - 1520 FFB | 1341 - 2350 FFH | | DXV800PR | 147605 | 25 |
| G1 | Bottom hinge - sash part 3DV-100kg | | | - | DXL3DVF | 130515 | 100 |
| G2 | Cap for bottom hinge - sash part - white | | | - | DLNZ13378W | 012392 | 100 |
| G3 | Bottom hinge - frame part 3DV-100kg | | | - | DXL3DV100R | 130508 | 100 |
| G4 | Cap for bottom hinge - frame part - white | | | - | DLZ12205W | 012422 | 100 |
| H1 | Side hung hinge top | | | - | DXDNA77285 | 130218 | 50 |
| H2 | Top hinge bearing | | | - | DXSZ13278 | 129694 | 100 |
| H3 | Pin for top hinge bearing | | | - | DXSZ40119 | 129700 | 100 |
| H4 | Cap for top hinge bearing - white | | | - | DMZ12931W | 016680 | 100 |
| H5 | Cap for top hinge sash part - white | | | - | DMSZ13386W | 015911 | 100 |
| H6 | Side hung centre hinge | | | - | DD11693S | 130034 | 100 |
| H7 | Cap for side hung centre hinge - sash part - white | | | - | DD41339W | 011548 | 100 |
| H8 | Cap for side hung centre hinge - frame part - white | | | - | DD41342W | 011562 | 100 |
| I1 | Roller plate | | | | see chapter 4 - profile-related components | | |
| I2 | Mushroom plate basic security | | | | see chapter 4 - profile-related components | | |
| I3 | Shoot bolt plate | | | | see chapter 4 - profile-related components | | |
| I4 | Shim for shoot bolt plate | | | | see chapter 4 - profile-related components | | |

* PLEASE NOTE!

If using the roller plate for end bolt (Article No. RZD48006X) the installation of the corner drive with 2 roller cams (Article No. DXE150R2) is necessary, see chapter 3, part group B.

HARDWARE OVERVIEW

DK2001M | TILT & TURN | FRENCH WINDOW

with rebate lever gear

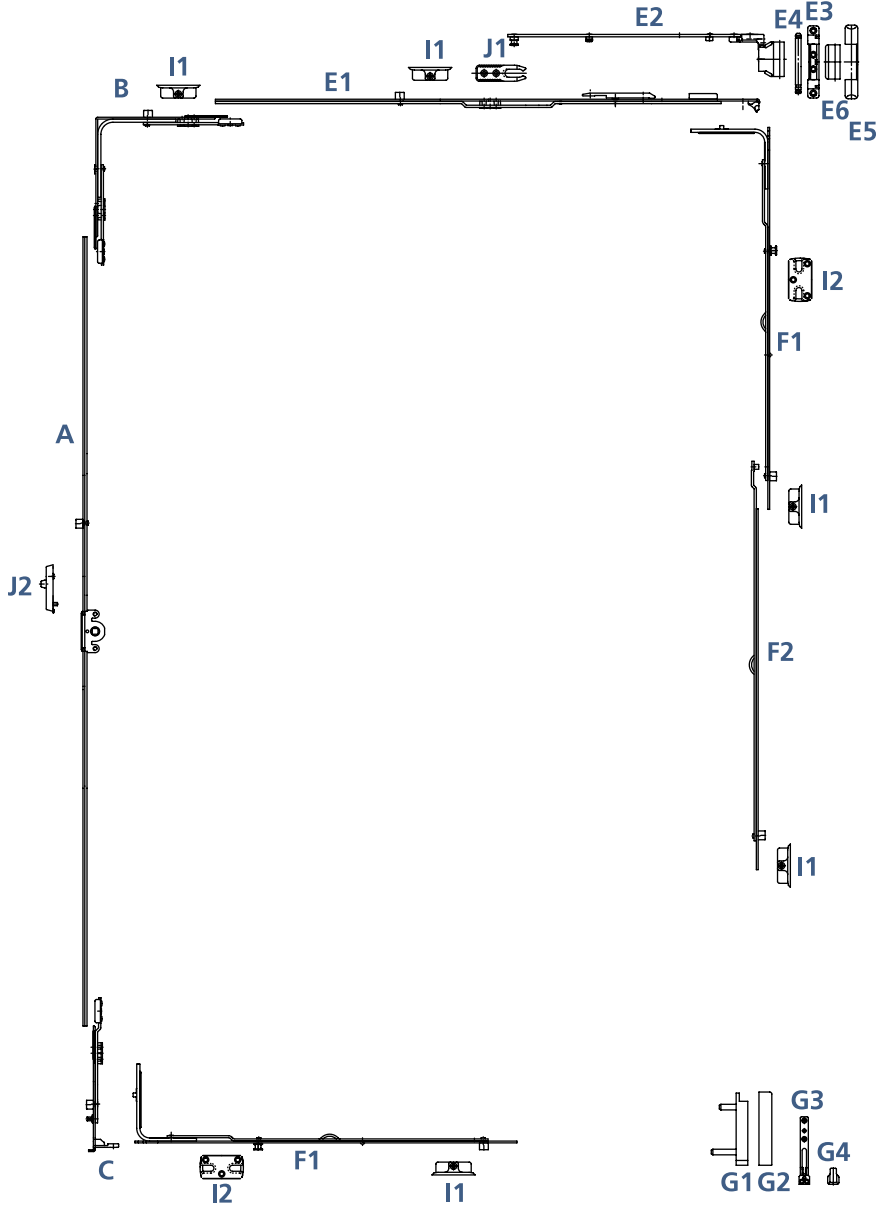
Basic Security Grade 2 | tilt&turn leaf

fixed handle height | 13 mm axis




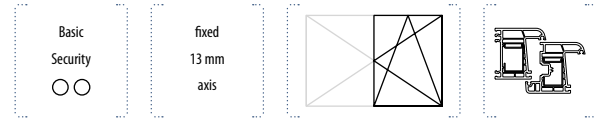
fixed
13 mm
axis

Basic
Security
○○



OPTIONAL (further options see page 190 and following)

| Part | Description | Article No. | EAN No. 4033449... |  200 |
|------|---|-------------|-----------------------|---|
| J1 | Anti-slam device for top stays from size 60 | DZ12193 | 017205 | 200 |
| | Anti-slam device for top stays size 40 | DZ12874 | 017212 | 200 |
| J2 | Anti-mishandling device - l/h | DXZ1383L | 128987 | 100 |
| | Anti-mishandling device - r/h | DXZ1383R | 128994 | 100 |



INDIVIDUAL PARTS

| Part | Description | Sash size 1 | Sash size 2 | Cams | Article No. | EAN No. 4033449... | |
|------|---|-----------------|-----------------|------|--|-----------------------|-----|
| A | Gear - 700 | 651 - 850 | | - | DXGK1507 | 129403 | 10 |
| | Gear - 900 | 851 - 1050 | | | DXGK1509 | 129472 | 10 |
| | Gear - 1100 | 1051 - 1250 | | | DXGK15115 | 129489 | 10 |
| | Gear - 1300 | 1251 - 1450 | | | DXGK1513 | 138498 | 10 |
| | Gear - 1500 | 1451 - 1650 | | | DXGK15156 | 138504 | 10 |
| | Gear - 1700 | 1651 - 1850 | | | DXGK15177 | 138511 | 10 |
| | Gear - 1950 | 1851 - 2100 | | | DXGK1519 | 138528 | 10 |
| | Gear - 2200 | 2101 - 2350 | | | DXGK1522 | 138535 | 10 |
| B* | Corner drive - 150x40 | | | | DXE04 | 129656 | 50 |
| | Corner drive - 150x150 | | | | DXE150R1 | 128192 | 50 |
| C | Tip unit | | | | DXK01 | 129670 | 50 |
| E1 | Top stay rail - 40 | 280 - 470 | | - | DXS040 | 129519 | 25 |
| | Top stay rail - 60 | 471 - 670 | | - | DXS060 | 128949 | 25 |
| | Top stay rail - 90R | 671 - 920 | | | DXS090R | 130348 | 25 |
| | Top stay rail - 120 | 921 - 1220 | | | DXS120 | 129533 | 25 |
| | Top stay rail - 150 | 1221 - 1520 | | | DXS150 | 129687 | 25 |
| E2 | Top stay arm - 40 | 280 - 470 | | - | DXSR015 | 138351 | 25 |
| | Top stay arm - 60 | 471 - 670 | | - | DXSR025 | 129540 | 25 |
| | Top stay arm - 90/120 | 671 - 1220 | | - | DXSR035 | 129557 | 25 |
| | Top stay arm - 150 | 1221 - 1520 | | - | DXSR045 | 138559 | 25 |
| E3 | Top hinge bearing | | | - | DXSZ13278 | 129694 | 100 |
| E4 | Pin for top hinge bearing | | | - | DXSZ40119 | 129700 | 100 |
| E5 | Cap for top hinge bearing - white | | | - | DMZ12931W | 016680 | 100 |
| E6 | Cap for top hinge sash part - white | | | - | DMSZ13386W | 015911 | 100 |
| F1 | Side and bottom bolt - 200 | 280 - 750 FFB | | | DXV200P | 142112 | 50 |
| | Side and bottom bolt - 400 | 751 - 920 FFB | 870 - 1040 FFH | | DXV400PR | 148183 | 50 |
| | Side and bottom bolt - 600 | 921 - 1220 FFB | 1041 - 1340 FFH | | DXV600PR | 147582 | 50 |
| | Side and bottom bolt - 800 | 1221 - 1520 FFB | 1341 - 2350 FFH | | DXV800PR | 147605 | 25 |
| F2 | Additional bolt - 600 | | 1901 - 2200 FFH | | DXV600Z | 129830 | 50 |
| G1 | Bottom hinge - sash part 3DV-100kg | | | - | DXL3DVF | 130515 | 100 |
| G2 | Cap for bottom hinge - sash part - white | | | - | DLNZ13378W | 012392 | 100 |
| G3 | Bottom hinge - frame part 3DV-100kg | | | - | DXL3DV100R | 130508 | 100 |
| G4 | Cap for bottom hinge - frame part - white | | | - | DLZ12205W | 012422 | 100 |
| I1 | Roller plate | | | | see chapter 4 - profile-related components | | |
| I2 | Mushroom plate basic security | | | | see chapter 4 - profile-related components | | |

* PLEASE NOTE!

For sash rebate widths up to 390 mm please install the corner drive 150 x 40 (Article No. DXE04).

HARDWARE OVERVIEW

DK2001M | TILT & TURN | FRENCH WINDOW

with rebate lever gear

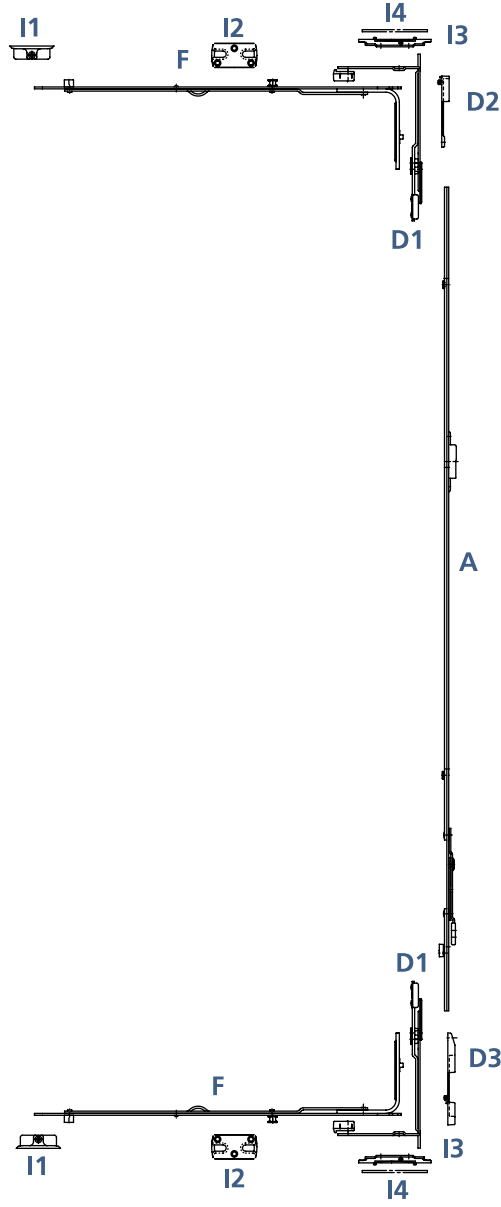
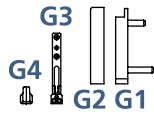
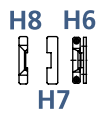
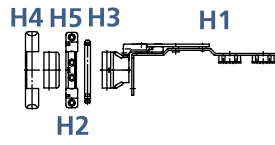
Basic Security Grade 2 | slave leaf

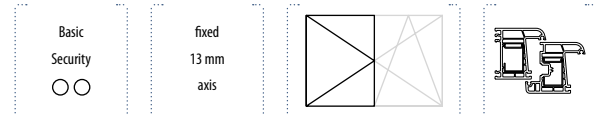
fixed handle height | 13 mm axis



fixed
13 mm
axis

Basic
Security
○○





INDIVIDUAL PARTS

| Part | Description | Sash size 1 | Sash size 2 | Cams | Article No. | EAN No. 4033449... | |
|------|---|-----------------|-----------------|------|--|-----------------------|-----|
| A | Gear - 700 | 650 - 850 | | - | DXDP07K | 156836 | 10 |
| | Gear - 900 | 851 - 1050 | | 1 | DXDP09K | 156850 | 10 |
| | Gear - 1100 | 1051 - 1250 | | 1 | DXDP11K | 156867 | 10 |
| | Gear - 1300 | 1251 - 1450 | | 1 | DXDP13K | 156874 | 10 |
| | Gear - 1500 | 1451 - 1650 | | 1 | DXDP15K | 156898 | 10 |
| | Gear - 1700 | 1651 - 1850 | | 2 | DXDP17K | 156911 | 10 |
| | Gear - 1950 | 1851 - 2100 | | 2 | DXDP19K | 156928 | 10 |
| | Gear - 2200 | 2101 - 2350 | | 2 | DXDP22K | 156942 | 10 |
| D1 | Second sash end bolt with shoot bolt | | | - | DXPME43 | 165388 | 50 |
| D2* | Roller plate for end bolt | | | - | RZD48006X | 095623 | 200 |
| D3 | Tip plate for second sash end bolt | | | - | RKD47837X | 095531 | 100 |
| F | Side and bottom bolt - 200 | 280 - 750 FFB | | | DXV200P | 142112 | 50 |
| | Side and bottom bolt - 400 | 751 - 920 FFB | 870 - 1040 FFH | | DXV400PR | 148183 | 50 |
| | Side and bottom bolt - 600 | 921 - 1220 FFB | 1041 - 1340 FFH | | DXV600PR | 147582 | 50 |
| | Side and bottom bolt - 800 | 1221 - 1520 FFB | 1341 - 2350 FFH | | DXV800PR | 147605 | 25 |
| G1 | Bottom hinge - sash part 3DV-100kg | | | - | DXL3DVF | 130515 | 100 |
| G2 | Cap for bottom hinge - sash part - white | | | - | DLNZ13378W | 012392 | 100 |
| G3 | Bottom hinge - frame part 3DV-100kg | | | - | DXL3DV100R | 130508 | 100 |
| G4 | Cap for bottom hinge - frame part - white | | | - | DLZ12205W | 012422 | 100 |
| H1 | Side hung hinge top | | | - | DXDNA77285 | 130218 | 50 |
| H2 | Top hinge bearing | | | - | DXSZ13278 | 129694 | 100 |
| H3 | Pin for top hinge bearing | | | - | DXSZ40119 | 129700 | 100 |
| H4 | Cap for top hinge bearing - white | | | - | DMZ12931W | 016680 | 100 |
| H5 | Cap for top hinge sash part - white | | | - | DMSZ13386W | 015911 | 100 |
| H6 | Side hung centre hinge | | | - | DD11693S | 130034 | 100 |
| H7 | Cap for side hung centre hinge - sash part - white | | | - | DD41339W | 011548 | 100 |
| H8 | Cap for side hung centre hinge - frame part - white | | | - | DD41342W | 011562 | 100 |
| I1 | Roller plate | | | | see chapter 4 - profile-related components | | |
| I2 | Mushroom plate basic security | | | | see chapter 4 - profile-related components | | |
| I3 | Shoot bolt plate | | | | see chapter 4 - profile-related components | | |
| I4 | Shim for shoot bolt plate | | | | see chapter 4 - profile-related components | | |

* PLEASE NOTE!

If using the roller plate for end bolt (Article No. RZD48006X) the installation of the corner drive with 2 roller cams (Article No. DXE150R2) is necessary, see chapter 3, part group B.

HARDWARE OVERVIEW

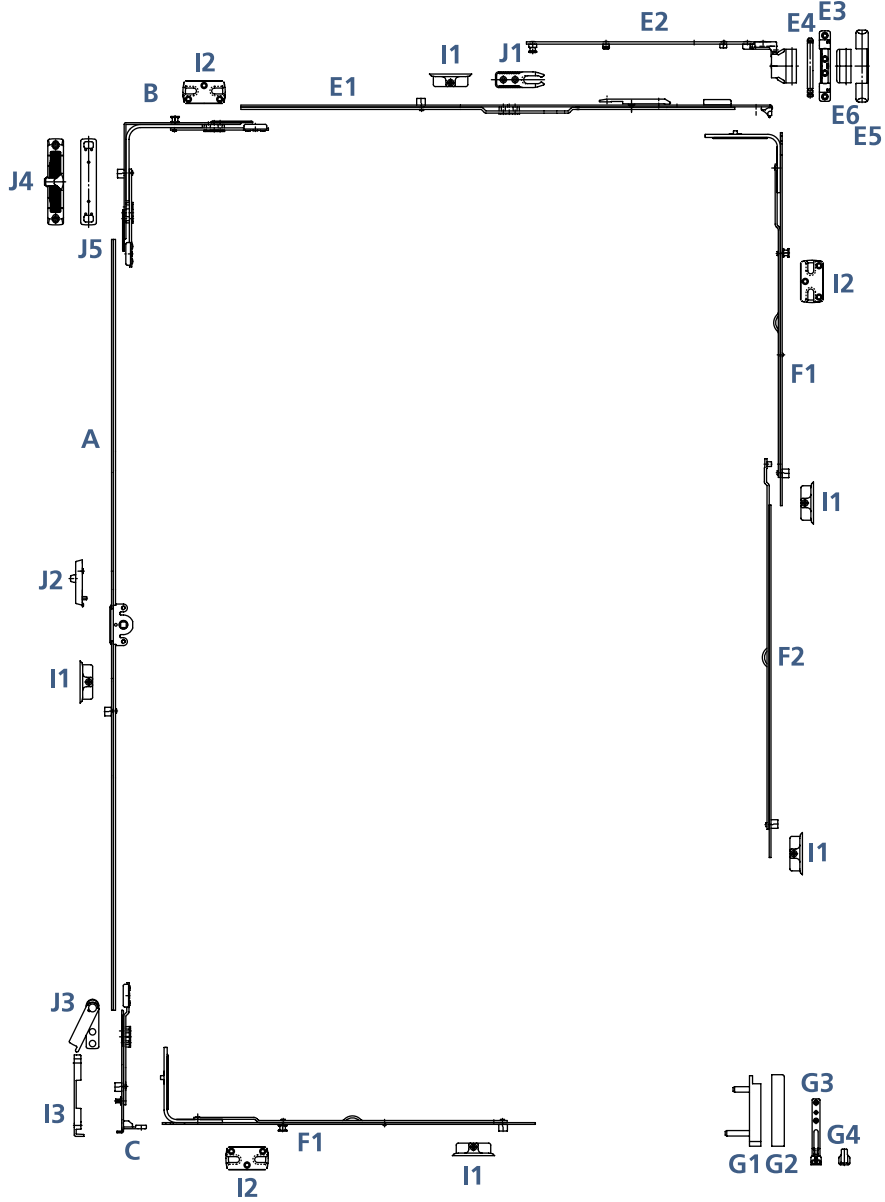
DK2001M | TILT & TURN | SINGLE-LEAF

Basic Security Grade 3
 variable handle height
 13 mm axis



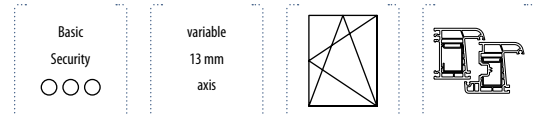
variable
13 mm
axis

Basic
Security
○○○



OPTIONAL (further options see page 190 and following)

| Part | Description | Article No. | EAN No. 4033449... | |
|------|--|--|-----------------------|-----|
| J1 | Anti-slam device for top stays from size 60 | DZ12193 | 017205 | 200 |
| | Anti-slam device for top stays size 40 | DZ12874 | 017212 | 200 |
| J2 | Anti-mishandling device - l/h | DXZ1383L | 128987 | 100 |
| | Anti-mishandling device - r/h | DXZ1383R | 128994 | 100 |
| J3 | Sash lifter - l/h (installation only with tip unit/corner drive for sash lifter) | DXKF654L | 128918 | 200 |
| | Sash lifter - r/h (installation only with tip unit/corner drive for sash lifter) | DXKF654R | 128925 | 200 |
| J4 | Night vent plate | see chapter 4 - profile-related components | | |
| J5 | Shim for night vent plate | see chapter 4 - profile-related components | | |



INDIVIDUAL PARTS

| Part | Description | Sash size 1 | Sash size 2 | Cams | Article No. | EAN No. 4033449... | |
|-----------------------|---|------------------------|-----------------|------|--|-----------------------|--------|
| A | Gear - 570 | 566 - 870 | | - | DXGV1505 | 129779 | 10 |
| | Gear - 740 | 871 - 1040 | | | DXGV1507R | 129786 | 10 |
| | Gear - 1040 | 1041 - 1340 | | | DXGV1510 | 128901 | 10 |
| | Gear - 1300 | 1341 - 1600 | | | DXGV1513 | 129793 | 10 |
| | Gear - 1600 | 1601 - 1900 | | | DXGV1516 | 129809 | 10 |
| | Gear - 1900 | 1901 - 2200 | | | DXGV1519 | 129816 | 10 |
| | B* | Corner drive - 150x150 | | | | DXE150RP | 129663 |
| Corner drive - 150x40 | | | | | DXE04P | 135237 | 50 |
| C | Tip unit | | | | DXK01 | 129670 | 50 |
| | Tip unit for sash lifter | | | | DXK01F | 130485 | 50 |
| E1 | Top stay rail - 40 | 280 - 470 | | - | DXS040 | 129519 | 25 |
| | Top stay rail - 60 | 471 - 670 | | - | DXS060 | 128949 | 25 |
| | Top stay rail - 90R | 671 - 920 | | | DXS090R | 130348 | 25 |
| | Top stay rail - 120 | 921 - 1220 | | | DXS120 | 129533 | 25 |
| | Top stay rail - 150 | 1221 - 1520 | | | DXS150 | 129687 | 25 |
| | E2 | Top stay arm - 40 | 280 - 470 | | - | DXSR015 | 138351 |
| Top stay arm - 60 | | 471 - 670 | | - | DXSR025 | 129540 | 25 |
| Top stay arm - 90/120 | | 671 - 1220 | | - | DXSR035 | 129557 | 25 |
| Top stay arm - 150 | | 1221 - 1520 | | - | DXSR045 | 138559 | 25 |
| E3 | Top hinge bearing | | | - | DXSZ13278 | 129694 | 100 |
| E4 | Pin for top hinge bearing | | | - | DXSZ40119 | 129700 | 100 |
| E5 | Cap for top hinge bearing - white | | | - | DMZ12931W | 016680 | 100 |
| E6 | Cap for top hinge sash part - white | | | - | DMSZ13386W | 015911 | 100 |
| F1 | Side and bottom bolt - 200 | 280 - 750 FFB | | | DXV200P | 142112 | 50 |
| | Side and bottom bolt - 400 | 751 - 920 FFB | 870 - 1040 FFH | | DXV400PR | 148183 | 50 |
| | Side and bottom bolt - 600 | 921 - 1220 FFB | 1041 - 1340 FFH | | DXV600PR | 147582 | 50 |
| | Side and bottom bolt - 800 | 1221 - 1520 FFB | 1341 - 2350 FFH | | DXV800PR | 147605 | 25 |
| F2 | Additional bolt - 600 | | 1901 - 2200 FFH | | DXV600Z | 129830 | 50 |
| G1 | Bottom hinge - sash part 3DV-100kg | | | - | DXL3DVF | 130515 | 100 |
| G2 | Cap for bottom hinge - sash part - white | | | - | DLNZ13378W | 012392 | 100 |
| G3 | Bottom hinge - frame part 3DV-100kg | | | - | DXL3DV100R | 130508 | 100 |
| G4 | Cap for bottom hinge - frame part - white | | | - | DLZ12205W | 012422 | 100 |
| I1 | Roller plate | | | | see chapter 4 - profile-related components | | |
| I2 | Mushroom plate basic security | | | | see chapter 4 - profile-related components | | |
| I3 | Tip plate | | | | see chapter 4 - profile-related components | | |

* PLEASE NOTE!

For sash rebate widths up to 390 mm please install the corner drive 150 x 40 (Article No. DXE04P).

HARDWARE OVERVIEW

DK2001M | TILT & TURN | SINGLE-LEAF

Basic Security Grade 3

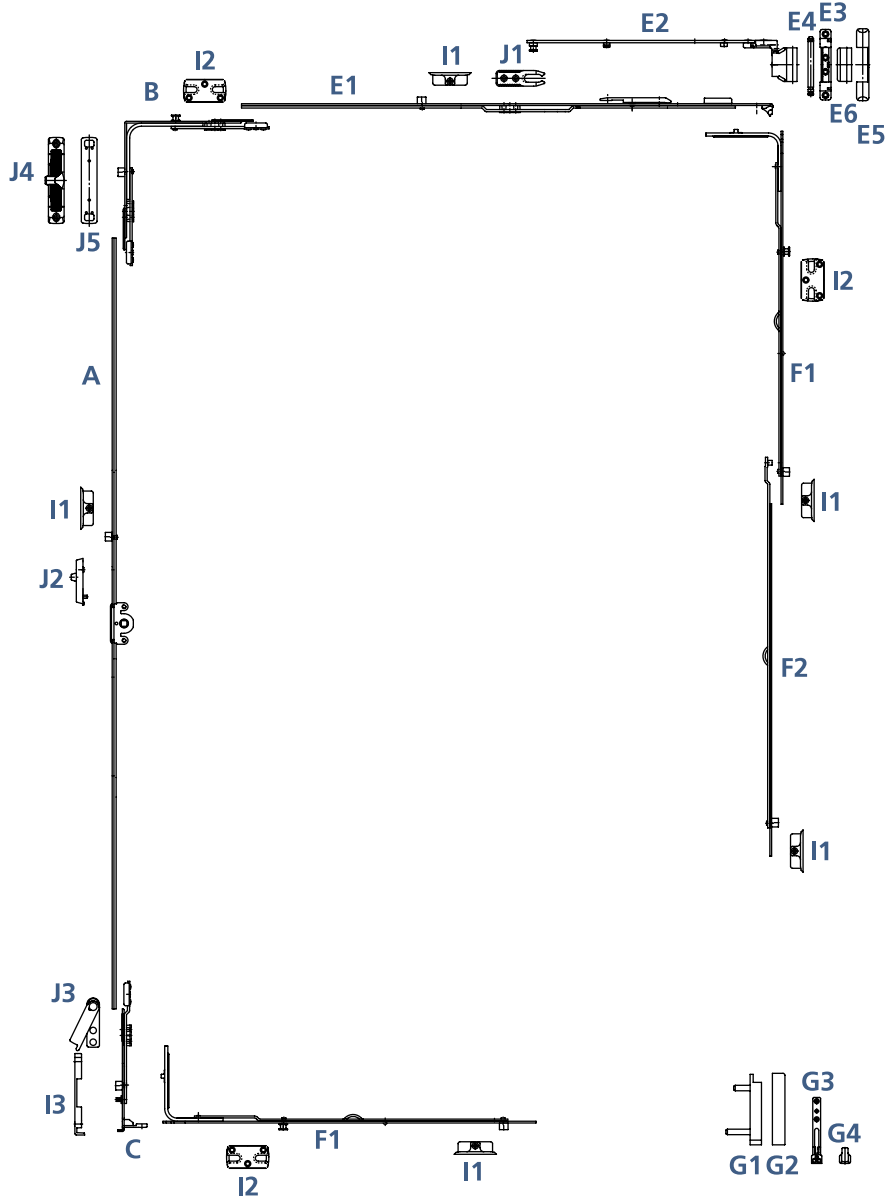
fixed handle height

13 mm axis



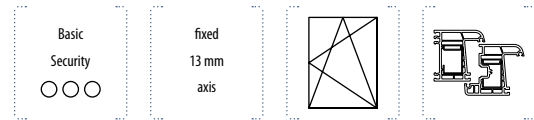
fixed
13 mm
axis

Basic
Security
○○○



OPTIONAL (further options see page 190 and following)

| Part | Description | Article No. | EAN No. 4033449... | |
|------|--|--|-----------------------|-----|
| J1 | Anti-slam device for top stays from size 60 | DZ12193 | 017205 | 200 |
| | Anti-slam device for top stays size 40 | DZ12874 | 017212 | 200 |
| J2 | Anti-mishandling device - l/h | DXZ1383L | 128987 | 100 |
| | Anti-mishandling device - r/h | DXZ1383R | 128994 | 100 |
| J3 | Sash lifter - l/h (installation only with tip unit/corner drive for sash lifter) | DXKF654L | 128918 | 200 |
| | Sash lifter - r/h (installation only with tip unit/corner drive for sash lifter) | DXKF654R | 128925 | 200 |
| J4 | Night vent plate | see chapter 4 - profile-related components | | |
| J5 | Shim for night vent plate | see chapter 4 - profile-related components | | |



INDIVIDUAL PARTS

| Part | Description | Sash size 1 | Sash size 2 | Cams | Article No. | EAN No. 4033449... | |
|-----------------------|---|------------------------|-----------------|------|--|-----------------------|--------|
| A | Gear - 410 | 300 - 565 | | - | DXGK1504 | 129441 | 10 |
| | Gear - 500 | 566 - 650 | | - | DXGK15052 | 138481 | 10 |
| | Gear - 700 | 651 - 850 | | - | DXGK1507 | 129403 | 10 |
| | Gear - 900 | 851 - 1050 | | | DXGK1509 | 129472 | 10 |
| | Gear - 1100 | 1051 - 1250 | | | DXGK15115 | 129489 | 10 |
| | Gear - 1300 | 1251 - 1450 | | | DXGK1513 | 138498 | 10 |
| | Gear - 1500 | 1451 - 1650 | | | DXGK15156 | 138504 | 10 |
| | Gear - 1700 | 1651 - 1850 | | | DXGK15177 | 138511 | 10 |
| | Gear - 1950 | 1851 - 2100 | | | DXGK1519 | 138528 | 10 |
| | Gear - 2200 | 2101 - 2350 | | | DXGK1522 | 138535 | 10 |
| | B* | Corner drive - 150x150 | | | | DXE150RP | 129663 |
| Corner drive - 150x40 | | | | | DXE04P | 135237 | 50 |
| C | Tip unit | | | | DXK01 | 129670 | 50 |
| | Tip unit for sash lifter | | | | DXK01F | 130485 | 50 |
| E1 | Top stay rail - 40 | 280 - 470 | | - | DXS040 | 129519 | 25 |
| | Top stay rail - 60 | 471 - 670 | | - | DXS060 | 128949 | 25 |
| | Top stay rail - 90R | 671 - 920 | | | DXS090R | 130348 | 25 |
| | Top stay rail - 120 | 921 - 1220 | | | DXS120 | 129533 | 25 |
| | Top stay rail - 150 | 1221 - 1520 | | | DXS150 | 129687 | 25 |
| E2 | Top stay arm - 40 | 280 - 470 | | - | DXSR015 | 138351 | 25 |
| | Top stay arm - 60 | 471 - 670 | | - | DXSR025 | 129540 | 25 |
| | Top stay arm - 90/120 | 671 - 1220 | | - | DXSR035 | 129557 | 25 |
| | Top stay arm - 150 | 1221 - 1520 | | - | DXSR045 | 138559 | 25 |
| E3 | Top hinge bearing | | | - | DXSZ13278 | 129694 | 100 |
| E4 | Pin for top hinge bearing | | | - | DXSZ40119 | 129700 | 100 |
| E5 | Cap for top hinge bearing - white | | | - | DMZ12931W | 016680 | 100 |
| E6 | Cap for top hinge sash part - white | | | - | DMSZ13386W | 015911 | 100 |
| F1 | Side and bottom bolt - 200 | 280 - 750 FFB | | | DXV200P | 142112 | 50 |
| | Side and bottom bolt - 400 | 751 - 920 FFB | 870 - 1040 FFH | | DXV400PR | 148183 | 50 |
| | Side and bottom bolt - 600 | 921 - 1220 FFB | 1041 - 1340 FFH | | DXV600PR | 147582 | 50 |
| | Side and bottom bolt - 800 | 1221 - 1520 FFB | 1341 - 2350 FFH | | DXV800PR | 147605 | 25 |
| F2 | Additional bolt - 600 | | 1901 - 2200 FFH | | DXV600Z | 129830 | 50 |
| G1 | Bottom hinge - sash part 3DV-100kg | | | - | DXL3DVF | 130515 | 100 |
| G2 | Cap for bottom hinge - sash part - white | | | - | DLNZ13378W | 012392 | 100 |
| G3 | Bottom hinge - frame part 3DV-100kg | | | - | DXL3DV100R | 130508 | 100 |
| G4 | Cap for bottom hinge - frame part - white | | | - | DLZ12205W | 012422 | 100 |
| I1 | Roller plate | | | | see chapter 4 - profile-related components | | |
| I2 | Mushroom plate basic security | | | | see chapter 4 - profile-related components | | |
| I3 | Tip plate | | | | see chapter 4 - profile-related components | | |

* PLEASE NOTE!

For sash rebate widths up to 390 mm please install the corner drive 150 x 40 (Article No. DXE04P).

HARDWARE OVERVIEW

DK2001M | TILT & TURN | FRENCH WINDOW

with rebate lever gear

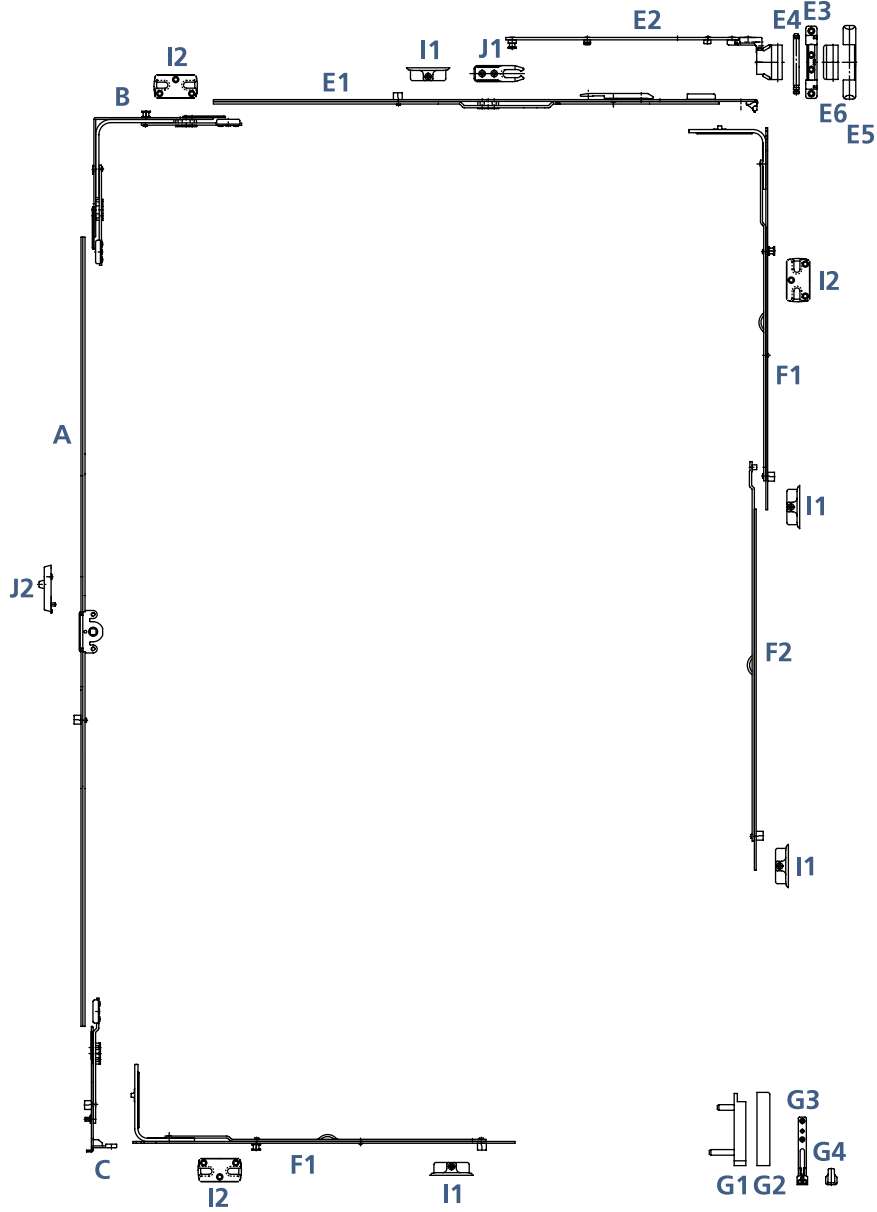
Basic Security Grade 3 | tilt&turn leaf

variable handle height | 13 mm axis




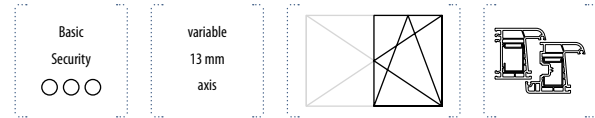
variable
13 mm
axis

Basic
Security
○○○



OPTIONAL (further options see page 190 and following)

| Part | Description | Article No. | EAN No. 4033449... |  |
|------|---|-------------|-----------------------|---|
| J1 | Anti-slam device for top stays from size 60 | DZ12193 | 017205 | 200 |
| | Anti-slam device for top stays size 40 | DZ12874 | 017212 | 200 |
| J2 | Anti-mishandling device - l/h | DXZ1383L | 128987 | 100 |
| | Anti-mishandling device - r/h | DXZ1383R | 128994 | 100 |



INDIVIDUAL PARTS

| Part | Description | Sash size 1 | Sash size 2 | Cams | Article No. | EAN No. 4033449... | |
|------|---|-----------------|-----------------|------|--|-----------------------|-----|
| A | Gear - 570 | 566 - 870 | | - | DXGV1505 | 129779 | 10 |
| | Gear - 740 | 871 - 1040 | | | DXGV1507R | 129786 | 10 |
| | Gear - 1040 | 1041 - 1340 | | | DXGV1510 | 128901 | 10 |
| | Gear - 1300 | 1341 - 1600 | | | DXGV1513 | 129793 | 10 |
| | Gear - 1600 | 1601 - 1900 | | | DXGV1516 | 129809 | 10 |
| | Gear - 1900 | 1901 - 2200 | | | DXGV1519 | 129816 | 10 |
| B | Corner drive - 150x150 | | | | DXE150P1 | 122312 | 50 |
| C | Tip unit | | | | DXK01 | 129670 | 50 |
| E1* | Top stay rail - 40 | 280 - 470 | | - | DXS040 | 129519 | 25 |
| | Top stay rail - 60 | 471 - 670 | | - | DXS060 | 128949 | 25 |
| | Top stay rail - 90R | 671 - 920 | | | DXS090R | 130348 | 25 |
| | Top stay rail - 120 | 921 - 1220 | | | DXS120 | 129533 | 25 |
| | Top stay rail - 150 | 1221 - 1520 | | | DXS150 | 129687 | 25 |
| E2 | Top stay arm - 40 | 280 - 470 | | - | DXSR015 | 138351 | 25 |
| | Top stay arm - 60 | 471 - 670 | | - | DXSR025 | 129540 | 25 |
| | Top stay arm - 90/120 | 671 - 1220 | | - | DXSR035 | 129557 | 25 |
| | Top stay arm - 150 | 1221 - 1520 | | - | DXSR045 | 138559 | 25 |
| E3 | Top hinge bearing | | | - | DXSZ13278 | 129694 | 100 |
| E4 | Pin for top hinge bearing | | | - | DXSZ40119 | 129700 | 100 |
| E5 | Cap for top hinge bearing - white | | | - | DMZ12931W | 016680 | 100 |
| E6 | Cap for top hinge sash part - white | | | - | DMSZ13386W | 015911 | 100 |
| F1 | Side and bottom bolt - 200 | 280 - 750 FFB | | | DXV200P | 142112 | 50 |
| | Side and bottom bolt - 400 | 751 - 920 FFB | 870 - 1040 FFH | | DXV400PR | 148183 | 50 |
| | Side and bottom bolt - 600 | 921 - 1220 FFB | 1041 - 1340 FFH | | DXV600PR | 147582 | 50 |
| | Side and bottom bolt - 800 | 1221 - 1520 FFB | 1341 - 2350 FFH | | DXV800PR | 147605 | 25 |
| F2 | Additional bolt - 600 | | 1901 - 2200 FFH | | DXV600Z | 129830 | 50 |
| G1 | Bottom hinge - sash part 3DV-100kg | | | - | DXL3DVF | 130515 | 100 |
| G2 | Cap for bottom hinge - sash part - white | | | - | DLNZ13378W | 012392 | 100 |
| G3 | Bottom hinge - frame part 3DV-100kg | | | - | DXL3DV100R | 130508 | 100 |
| G4 | Cap for bottom hinge - frame part - white | | | - | DLZ12205W | 012422 | 100 |
| I1 | Roller plate | | | | see chapter 4 - profile-related components | | |
| I2 | Mushroom plate basic security | | | | see chapter 4 - profile-related components | | |

* PLEASE NOTE!

Minimum sash rebate width 390 mm.

HARDWARE OVERVIEW

DK2001M | TILT & TURN | FRENCH WINDOW

with rebate lever gear

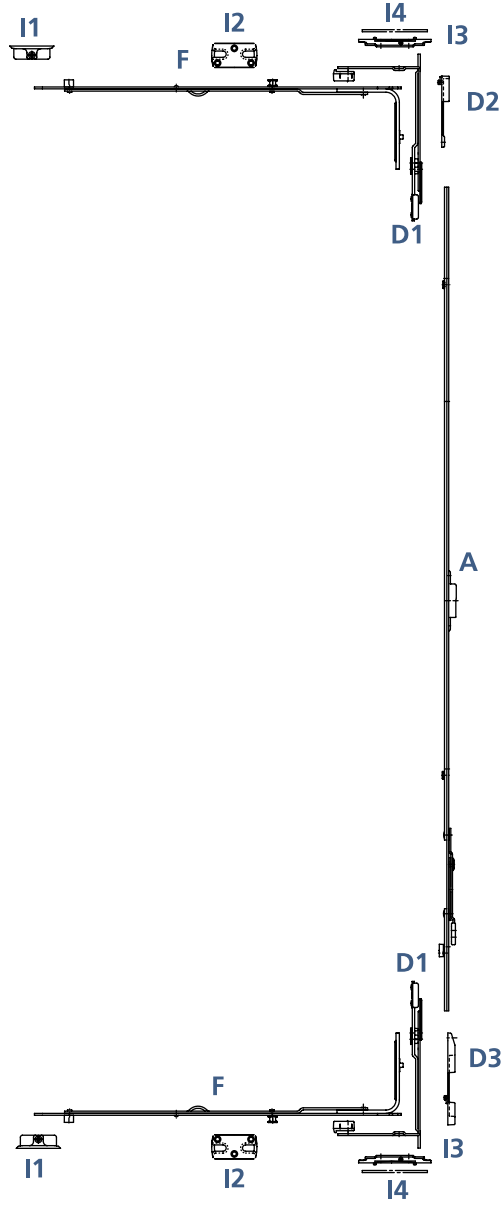
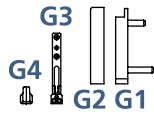
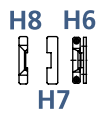
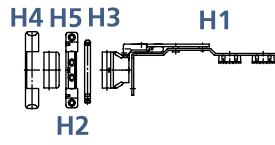
Basic Security Grade 3 | slave leaf

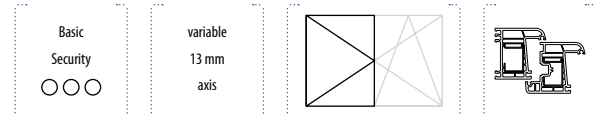
variable handle height | 13 mm axis



variable
13 mm
axis

Basic
Security
○○○





INDIVIDUAL PARTS

| Part | Description | Sash size 1 | Sash size 2 | Cams | Article No. | EAN No. 4033449... | |
|------|---|-----------------|-----------------|------|--|-----------------------|-----|
| A | Gear - 700 | 700 - 870 | | - | DXDP07V | 156843 | 10 |
| | Gear - 820 | 871 - 1040 | | 1 | DXDP08V | 168006 | 10 |
| | Gear - 1040 | 1041 - 1340 | | 1 | DXDP10V | 142594 | 10 |
| | Gear - 1300 | 1341 - 1600 | | 1 | DXDP13V | 156881 | 10 |
| | Gear - 1600 | 1601 - 1900 | | 2 | DXDP16V | 156904 | 10 |
| | Gear - 1900 | 1901 - 2200 | | 2 | DXDP19V | 156935 | 10 |
| D1 | Second sash end bolt with shoot bolt | | | - | DXPME43 | 165388 | 50 |
| D2* | Roller plate for end bolt | | | - | RZD48006X | 095623 | 200 |
| D3 | Tip plate for second sash end bolt | | | - | RKD47837X | 095531 | 100 |
| F | Side and bottom bolt - 200 | 280 - 750 FFB | | | DXV200P | 142112 | 50 |
| | Side and bottom bolt - 400 | 751 - 920 FFB | 870 - 1040 FFH | | DXV400PR | 148183 | 50 |
| | Side and bottom bolt - 600 | 921 - 1220 FFB | 1041 - 1340 FFH | | DXV600PR | 147582 | 50 |
| | Side and bottom bolt - 800 | 1221 - 1520 FFB | 1341 - 2350 FFH | | DXV800PR | 147605 | 25 |
| G1 | Bottom hinge - sash part 3DV-100kg | | | - | DXL3DVF | 130515 | 100 |
| G2 | Cap for bottom hinge - sash part - white | | | - | DLNZ13378W | 012392 | 100 |
| G3 | Bottom hinge - frame part 3DV-100kg | | | - | DXL3DV100R | 130508 | 100 |
| G4 | Cap for bottom hinge - frame part - white | | | - | DLZ12205W | 012422 | 100 |
| H1 | Side hung hinge top | | | - | DXDNA77285 | 130218 | 50 |
| H2 | Top hinge bearing | | | - | DXSZ13278 | 129694 | 100 |
| H3 | Pin for top hinge bearing | | | - | DXSZ40119 | 129700 | 100 |
| H4 | Cap for top hinge bearing - white | | | - | DMZ12931W | 016680 | 100 |
| H5 | Cap for top hinge sash part - white | | | - | DMSZ13386W | 015911 | 100 |
| H6 | Side hung centre hinge | | | - | DD11693S | 130034 | 100 |
| H7 | Cap for side hung centre hinge - sash part - white | | | - | DD41339W | 011548 | 100 |
| H8 | Cap for side hung centre hinge - frame part - white | | | - | DD41342W | 011562 | 100 |
| I1 | Roller plate | | | | see chapter 4 - profile-related components | | |
| I2 | Mushroom plate basic security | | | | see chapter 4 - profile-related components | | |
| I3 | Shoot bolt plate | | | | see chapter 4 - profile-related components | | |
| I4 | Shim for shoot bolt plate | | | | see chapter 4 - profile-related components | | |

* PLEASE NOTE!

If using the roller plate for end bolt (Article No. RZD48006X) the installation of the corner drive with 1 roller and 1 mushroom cam (Article No. DXE150RP) is necessary, see chapter 3, part group B.

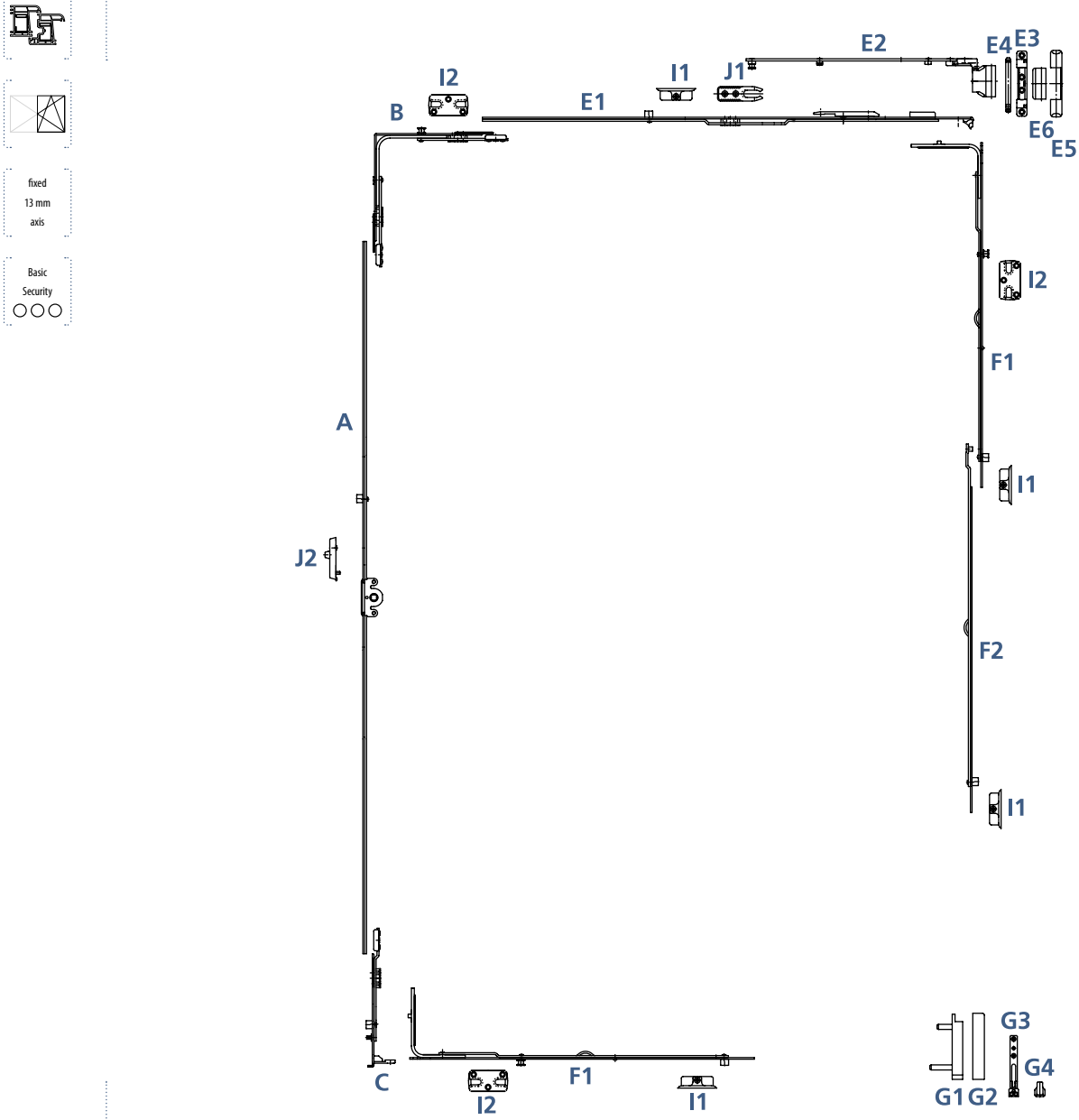
HARDWARE OVERVIEW

DK2001M | TILT & TURN | FRENCH WINDOW


with rebate lever gear

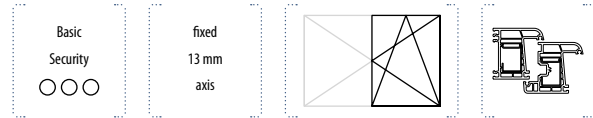
Basic Security Grade 3 | tilt&turn leaf

fixed handle height | 13 mm axis



OPTIONAL (further options see page 190 and following)

| Part | Description | Article No. | EAN No. 4033449... |  |
|------|---|-------------|-----------------------|---|
| J1 | Anti-slam device for top stays from size 60 | DZ12193 | 017205 | 200 |
| | Anti-slam device for top stays size 40 | DZ12874 | 017212 | 200 |
| J2 | Anti-mishandling device - l/h | DXZ1383L | 128987 | 100 |
| | Anti-mishandling device - r/h | DXZ1383R | 128994 | 100 |



INDIVIDUAL PARTS

| Part | Description | Sash size 1 | Sash size 2 | Cams | Article No. | EAN No. 4033449... | |
|-----------------------|---|------------------------|-----------------|------|--|-----------------------|--------|
| A | Gear - 700 | 651 - 850 | | - | DXGK1507 | 129403 | 10 |
| | Gear - 900 | 851 - 1050 | | | DXGK1509 | 129472 | 10 |
| | Gear - 1100 | 1051 - 1250 | | | DXGK15115 | 129489 | 10 |
| | Gear - 1300 | 1251 - 1450 | | | DXGK1513 | 138498 | 10 |
| | Gear - 1500 | 1451 - 1650 | | | DXGK15156 | 138504 | 10 |
| | Gear - 1700 | 1651 - 1850 | | | DXGK15177 | 138511 | 10 |
| | Gear - 1950 | 1851 - 2100 | | | DXGK1519 | 138528 | 10 |
| | Gear - 2200 | 2101 - 2350 | | | DXGK1522 | 138535 | 10 |
| | B | Corner drive - 150x150 | | | | DXE150P1 | 122312 |
| C | Tip unit | | | | DXK01 | 129670 | 50 |
| E1* | Top stay rail - 40 | 280 - 470 | | - | DXS040 | 129519 | 25 |
| | Top stay rail - 60 | 471 - 670 | | - | DXS060 | 128949 | 25 |
| | Top stay rail - 90R | 671 - 920 | | | DXS090R | 130348 | 25 |
| | Top stay rail - 120 | 921 - 1220 | | | DXS120 | 129533 | 25 |
| | Top stay rail - 150 | 1221 - 1520 | | | DXS150 | 129687 | 25 |
| | E2 | Top stay arm - 40 | 280 - 470 | | - | DXSR015 | 138351 |
| Top stay arm - 60 | | 471 - 670 | | - | DXSR025 | 129540 | 25 |
| Top stay arm - 90/120 | | 671 - 1220 | | - | DXSR035 | 129557 | 25 |
| Top stay arm - 150 | | 1221 - 1520 | | - | DXSR045 | 138559 | 25 |
| E3 | Top hinge bearing | | | - | DXSZ13278 | 129694 | 100 |
| E4 | Pin for top hinge bearing | | | - | DXSZ40119 | 129700 | 100 |
| E5 | Cap for top hinge bearing - white | | | - | DMZ12931W | 016680 | 100 |
| E6 | Cap for top hinge sash part - white | | | - | DMSZ13386W | 015911 | 100 |
| F1 | Side and bottom bolt - 200 | 280 - 750 FFB | | | DXV200P | 142112 | 50 |
| | Side and bottom bolt - 400 | 751 - 920 FFB | 870 - 1040 FFH | | DXV400PR | 148183 | 50 |
| | Side and bottom bolt - 600 | 921 - 1220 FFB | 1041 - 1340 FFH | | DXV600PR | 147582 | 50 |
| | Side and bottom bolt - 800 | 1221 - 1520 FFB | 1341 - 2350 FFH | | DXV800PR | 147605 | 25 |
| F2 | Additional bolt - 600 | | 1901 - 2200 FFH | | DXV600Z | 129830 | 50 |
| G1 | Bottom hinge - sash part 3DV-100kg | | | - | DXL3DVF | 130515 | 100 |
| G2 | Cap for bottom hinge - sash part - white | | | - | DLNZ13378W | 012392 | 100 |
| G3 | Bottom hinge - frame part 3DV-100kg | | | - | DXL3DV100R | 130508 | 100 |
| G4 | Cap for bottom hinge - frame part - white | | | - | DLZ12205W | 012422 | 100 |
| I1 | Roller plate | | | | see chapter 4 - profile-related components | | |
| I2 | Mushroom plate basic security | | | | see chapter 4 - profile-related components | | |

* PLEASE NOTE!

Minimum sash rebate width 390 mm.

HARDWARE OVERVIEW

DK2001M | TILT & TURN | FRENCH WINDOW

with rebate lever gear

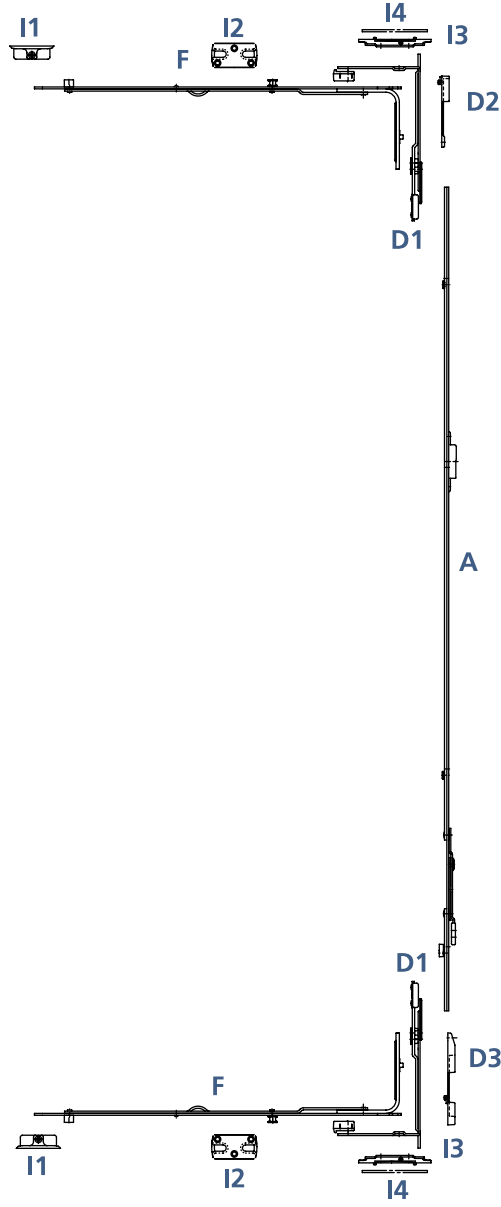
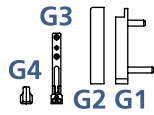
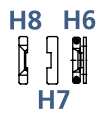
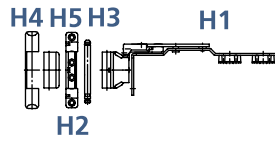
Basic Security Grade 3 | slave leaf

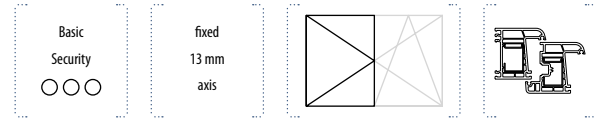
fixed handle height | 13 mm axis



fixed
13 mm
axis

Basic
Security
○○○





INDIVIDUAL PARTS

| Part | Description | Sash size 1 | Sash size 2 | Cams | Article No. | EAN No. 4033449... | |
|------|---|-----------------|-----------------|------|--|-----------------------|-----|
| A | Gear - 700 | 650 - 850 | | - | DXDP07K | 156836 | 10 |
| | Gear - 900 | 851 - 1050 | | 1 | DXDP09K | 156850 | 10 |
| | Gear - 1100 | 1051 - 1250 | | 1 | DXDP11K | 156867 | 10 |
| | Gear - 1300 | 1251 - 1450 | | 1 | DXDP13K | 156874 | 10 |
| | Gear - 1500 | 1451 - 1650 | | 1 | DXDP15K | 156898 | 10 |
| | Gear - 1700 | 1651 - 1850 | | 2 | DXDP17K | 156911 | 10 |
| | Gear - 1950 | 1851 - 2100 | | 2 | DXDP19K | 156928 | 10 |
| | Gear - 2200 | 2101 - 2350 | | 2 | DXDP22K | 156942 | 10 |
| D1 | Second sash end bolt with shoot bolt | | | - | DXPME43 | 165388 | 50 |
| D2* | Roller plate for end bolt | | | - | RZD48006X | 095623 | 200 |
| D3 | Tip plate for second sash end bolt | | | - | RKD47837X | 095531 | 100 |
| F | Side and bottom bolt - 200 | 280 - 750 FFB | | | DXV200P | 142112 | 50 |
| | Side and bottom bolt - 400 | 751 - 920 FFB | 870 - 1040 FFH | | DXV400PR | 148183 | 50 |
| | Side and bottom bolt - 600 | 921 - 1220 FFB | 1041 - 1340 FFH | | DXV600PR | 147582 | 50 |
| | Side and bottom bolt - 800 | 1221 - 1520 FFB | 1341 - 2350 FFH | | DXV800PR | 147605 | 25 |
| G1 | Bottom hinge - sash part 3DV-100kg | | | - | DXL3DVF | 130515 | 100 |
| G2 | Cap for bottom hinge - sash part - white | | | - | DLNZ13378W | 012392 | 100 |
| G3 | Bottom hinge - frame part 3DV-100kg | | | - | DXL3DV100R | 130508 | 100 |
| G4 | Cap for bottom hinge - frame part - white | | | - | DLZ12205W | 012422 | 100 |
| H1 | Side hung hinge top | | | - | DXDNA77285 | 130218 | 50 |
| H2 | Top hinge bearing | | | - | DXSZ13278 | 129694 | 100 |
| H3 | Pin for top hinge bearing | | | - | DXSZ40119 | 129700 | 100 |
| H4 | Cap for top hinge bearing - white | | | - | DMZ12931W | 016680 | 100 |
| H5 | Cap for top hinge sash part - white | | | - | DMSZ13386W | 015911 | 100 |
| H6 | Side hung centre hinge | | | - | DD11693S | 130034 | 100 |
| H7 | Cap for side hung centre hinge - sash part - white | | | - | DD41339W | 011548 | 100 |
| H8 | Cap for side hung centre hinge - frame part - white | | | - | DD41342W | 011562 | 100 |
| I1 | Roller plate | | | | see chapter 4 - profile-related components | | |
| I2 | Mushroom plate basic security | | | | see chapter 4 - profile-related components | | |
| I3 | Shoot bolt plate | | | | see chapter 4 - profile-related components | | |
| I4 | Shim for shoot bolt plate | | | | see chapter 4 - profile-related components | | |

* PLEASE NOTE!

If using the roller plate for end bolt (Article No. RZD48006X) the installation of the corner drive with 1 roller and 1 mushroom cam (Article No. DXE150RP) is necessary, see chapter 3, part group B.

HARDWARE OVERVIEW

DK2002MS | TILT & TURN | SINGLE-LEAF

Certified Security

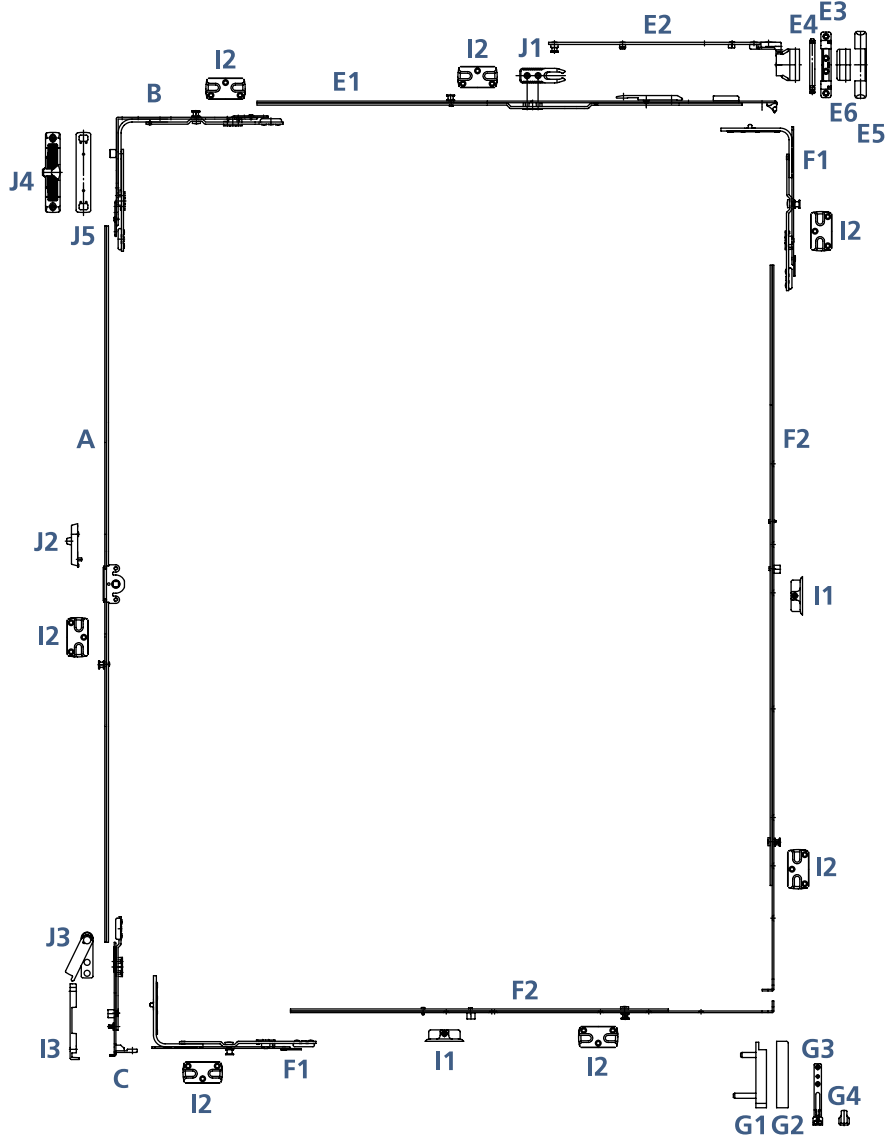
variable handle height

13 mm axis




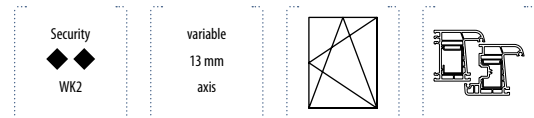
variable
13 mm
axis

Security
WK2



OPTIONAL (further options see page 190 and following)

| Part | Description | Article No. | EAN No. 4033449... |  |
|------|--|--|-----------------------|---|
| J1 | Anti-slam device for top stays from size 60 | DZ12193 | 017205 | 200 |
| J2 | Anti-mishandling device - l/h | DXZ1383L | 128987 | 100 |
| | Anti-mishandling device - r/h | DXZ1383R | 128994 | 100 |
| J3 | Sash lifter - l/h (installation only with tip unit/corner drive for sash lifter) | DXKF654L | 128918 | 200 |
| | Sash lifter - r/h (installation only with tip unit/corner drive for sash lifter) | DXKF654R | 128925 | 200 |
| J4 | Night vent plate | see chapter 4 - profile-related components | | |
| J5 | Shim for night vent plate | see chapter 4 - profile-related components | | |



INDIVIDUAL PARTS

| Part | Description | Sash size 1 | Sash size 2 | Cams | Article No. | EAN No. 4033449... | |
|------|---|------------------------|-----------------|------|--|-----------------------|--------|
| A | Gear - 570 | 566 - 870 | | - | DXGV1505 | 129779 | 10 |
| | Gear - 740 | 871 - 1040 | | | DXGV1507P | 148114 | 10 |
| | Gear - 1040 | 1041 - 1340 | | | DXGV1510P | 148121 | 10 |
| | Gear - 1300 | 1341 - 1600 | | | DXGV1513P | 144048 | 10 |
| | Gear - 1600 | 1601 - 1900 | | | DXGV1516P | 147636 | 10 |
| | Gear - 1900 | 1901 - 2200 | | | DXGV1519P | 147643 | 10 |
| | B | Corner drive - 150x194 | | | | DXES1940 | 152517 |
| C | Tip unit | | | | DXK01 | 129670 | 50 |
| | Tip unit for sash lifter | | | | DXK01F | 130485 | 50 |
| E1* | Top stay rail - 60 | 471 - 670 | | - | DXS060 | 128949 | 25 |
| | Top stay rail - 90 | 671 - 920 | | | DXS090P | 161540 | 25 |
| | Top stay rail - 120 | 921 - 1220 | | | DXS120P | 143560 | 25 |
| | Top stay rail - 150 | 1221 - 1520 | | | DXS150P | 143577 | 25 |
| E2 | Top stay arm - 60 | 471 - 670 | | - | DXSR025 | 129540 | 25 |
| | Top stay arm - 90/120 | 671 - 1220 | | - | DXSR035 | 129557 | 25 |
| | Top stay arm - 150 | 1221 - 1520 | | - | DXSR045 | 138559 | 25 |
| E3 | Top hinge bearing | | | - | DXSZ13278 | 129694 | 100 |
| E4 | Pin for top hinge bearing | | | - | DXSZ40119 | 129700 | 100 |
| E5 | Cap for top hinge bearing - white | | | - | DMZ12931W | 016680 | 100 |
| E6 | Cap for top hinge sash part - white | | | - | DMSZ13386W | 015911 | 100 |
| F1 | Security corner unit - 194 | | | | DXVS194P | 161335 | 10 |
| F2 | Security bolt - 675 | 566 - 870 FFB | 566 - 870 FFH | | DXVE0675P | 161274 | 10 |
| | Security bolt - 845 | 871 - 1040 FFB | 871 - 1040 FFH | | DXVE0845P | 161281 | 10 |
| | Security bolt - 1145 | 1041 - 1340 FFB | 1041 - 1340 FFH | | DXVE1145RP | 168013 | 10 |
| | Security bolt - 1405 | 1341 - 1600 FFB | 1341 - 1600 FFH | | DXVE1405RP | 168020 | 10 |
| | Security bolt - 1705 | | 1601 - 1900 FFH | | DXVE1705RP2 | 168037 | 10 |
| | Security bolt - 2005 | | 1901 - 2350 FFH | | DXVE2005RP2 | 161328 | 10 |
| G1 | Bottom hinge - sash part 3DV-100kg | | | - | DXL3DVF | 130515 | 100 |
| G2 | Cap for bottom hinge - sash part - white | | | - | DLNZ13378W | 012392 | 100 |
| G3 | Bottom hinge - frame part 3DV-100kg | | | - | DXL3DV100R | 130508 | 100 |
| G4 | Cap for bottom hinge - frame part - white | | | - | DLZ12205W | 012422 | 100 |
| I1 | Roller plate | | | | see chapter 4 - profile-related components | | |
| I2 | Security plate | | | | see chapter 4 - profile-related components | | |
| I3 | Tip plate | | | | see chapter 4 - profile-related components | | |

* PLEASE NOTE!

The application range of the top stay rails will extend to 44 mm by installation of the corner drive 150 x 194.

HARDWARE OVERVIEW

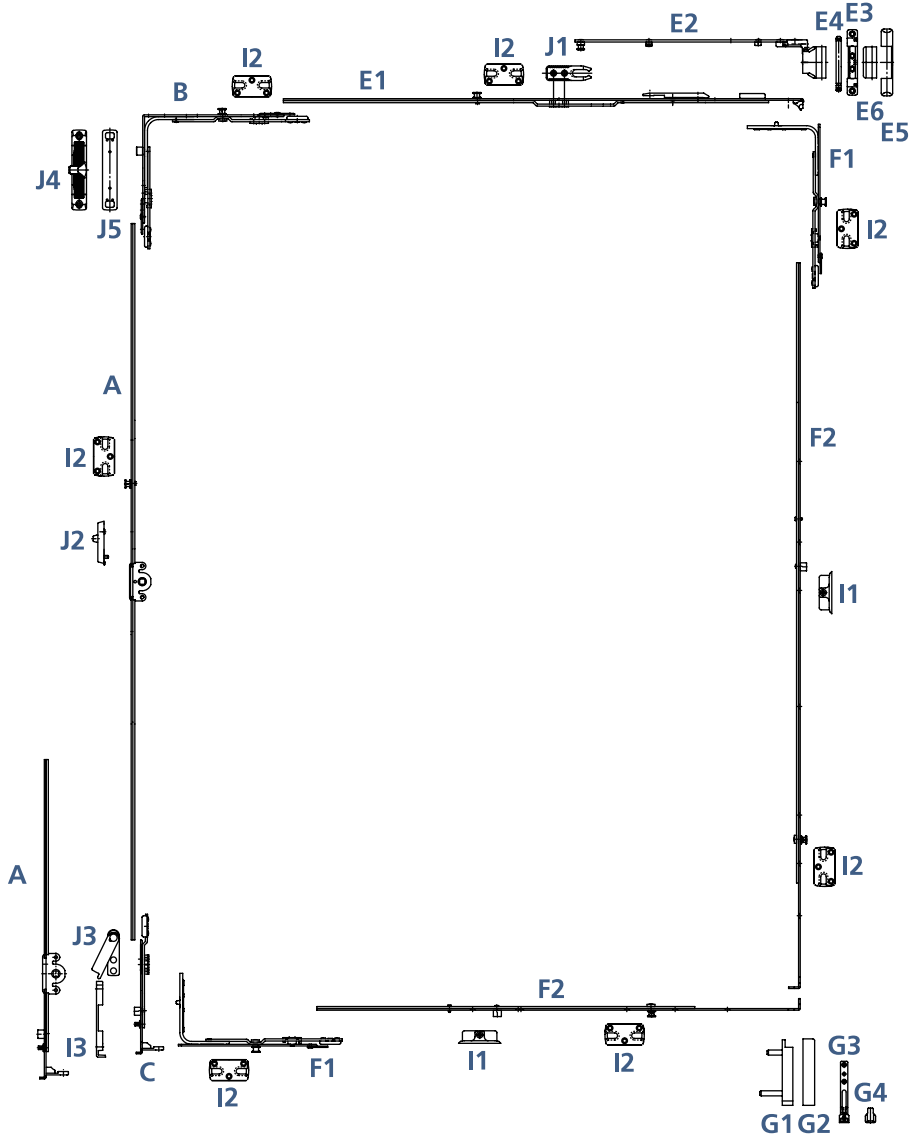
DK2002MS | TILT & TURN | SINGLE-LEAF

Certified Security
 fixed handle height
 13 mm axis




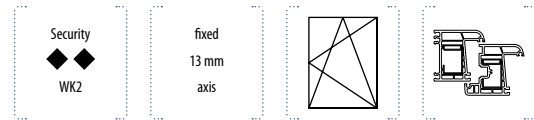
fixed
13 mm
axis

Security
WK2



OPTIONAL (further options see page 190 and following)

| Part | Description | Article No. | EAN No. 4033449... |  |
|------|--|--|-----------------------|---|
| J1 | Anti-slam device for top stays from size 60 | DZ12193 | 017205 | 200 |
| J2 | Anti-mishandling device - l/h | DXZ1383L | 128987 | 100 |
| | Anti-mishandling device - r/h | DXZ1383R | 128994 | 100 |
| J3 | Sash lifter - l/h (installation only with tip unit/corner drive for sash lifter) | DXKF654L | 128918 | 200 |
| | Sash lifter - r/h (installation only with tip unit/corner drive for sash lifter) | DXKF654R | 128925 | 200 |
| J4 | Night vent plate | see chapter 4 - profile-related components | | |
| J5 | Shim for night vent plate | see chapter 4 - profile-related components | | |



INDIVIDUAL PARTS

| Part | Description | Sash size 1 | Sash size 2 | Cams | Article No. | EAN No. 4033449... | |
|------|---|------------------------|-----------------|------|--|-----------------------|--------|
| A | Gear - 700 | 651 - 850 | | - | DXGK1507 | 129403 | 10 |
| | Gear - 900 | 851 - 1050 | | | DXGK1509P | 149234 | 10 |
| | Gear - 1100 | 1051 - 1250 | | | DXGK15115P | 147629 | 10 |
| | Gear - 1300 | 1251 - 1450 | | | DXGK1513P | 147902 | 10 |
| | Gear - 1500 | 1451 - 1650 | | | DXGK15156P | 147919 | 10 |
| | Gear - 1700 | 1651 - 1850 | | | DXGK15177P | 147926 | 10 |
| | Gear - 1950 | 1851 - 2100 | | | DXGK1519P | 147933 | 10 |
| | Gear - 2200 | 2101 - 2350 | | | DXGK1522P | 147940 | 10 |
| | B | Corner drive - 150x194 | | | | DXES1940 | 152517 |
| C | Tip unit | | | | DXK01 | 129670 | 50 |
| | Tip unit for sash lifter | | | | DXK01F | 130485 | 50 |
| E1* | Top stay rail - 60 | 471 - 670 | | - | DXS060 | 128949 | 25 |
| | Top stay rail - 90 | 671 - 920 | | | DXS090P | 161540 | 25 |
| | Top stay rail - 120 | 921 - 1220 | | | DXS120P | 143560 | 25 |
| | Top stay rail - 150 | 1221 - 1520 | | | DXS150P | 143577 | 25 |
| E2 | Top stay arm - 60 | 471 - 670 | | - | DXSR025 | 129540 | 25 |
| | Top stay arm - 90/120 | 671 - 1220 | | - | DXSR035 | 129557 | 25 |
| | Top stay arm - 150 | 1221 - 1520 | | - | DXSR045 | 138559 | 25 |
| E3 | Top hinge bearing | | | - | DXSZ13278 | 129694 | 100 |
| E4 | Pin for top hinge bearing | | | - | DXSZ40119 | 129700 | 100 |
| E5 | Cap for top hinge bearing - white | | | - | DMZ12931W | 016680 | 100 |
| E6 | Cap for top hinge sash part - white | | | - | DMSZ13386W | 015911 | 100 |
| F1 | Security corner unit - 194 | | | | DXVS194P | 161335 | 10 |
| F2 | Security bolt - 675 | 566 - 870 FFB | 566 - 870 FFH | | DXVE0675P | 161274 | 10 |
| | Security bolt - 845 | 871 - 1040 FFB | 871 - 1040 FFH | | DXVE0845P | 161281 | 10 |
| | Security bolt - 1145 | 1041 - 1340 FFB | 1041 - 1340 FFH | | DXVE1145RP | 168013 | 10 |
| | Security bolt - 1405 | 1341 - 1600 FFB | 1341 - 1600 FFH | | DXVE1405RP | 168020 | 10 |
| | Security bolt - 1705 | | 1601 - 1900 FFH | | DXVE1705RP2 | 168037 | 10 |
| | Security bolt - 2005 | | 1901 - 2350 FFH | | DXVE2005RP2 | 161328 | 10 |
| G1 | Bottom hinge - sash part 3DV-100kg | | | - | DXL3DVF | 130515 | 100 |
| G2 | Cap for bottom hinge - sash part - white | | | - | DLNZ13378W | 012392 | 100 |
| G3 | Bottom hinge - frame part 3DV-100kg | | | - | DXL3DV100R | 130508 | 100 |
| G4 | Cap for bottom hinge - frame part - white | | | - | DLZ12205W | 012422 | 100 |
| I1 | Roller plate | | | | see chapter 4 - profile-related components | | |
| I2 | Security plate | | | | see chapter 4 - profile-related components | | |
| I3 | Tip plate | | | | see chapter 4 - profile-related components | | |

* PLEASE NOTE!

The application range of the top stay rails will extend to 44 mm by installation of the corner drive 150 x 194.

HARDWARE OVERVIEW

DK2002MS | TILT & TURN | FRENCH WINDOW

with rebate lever gear

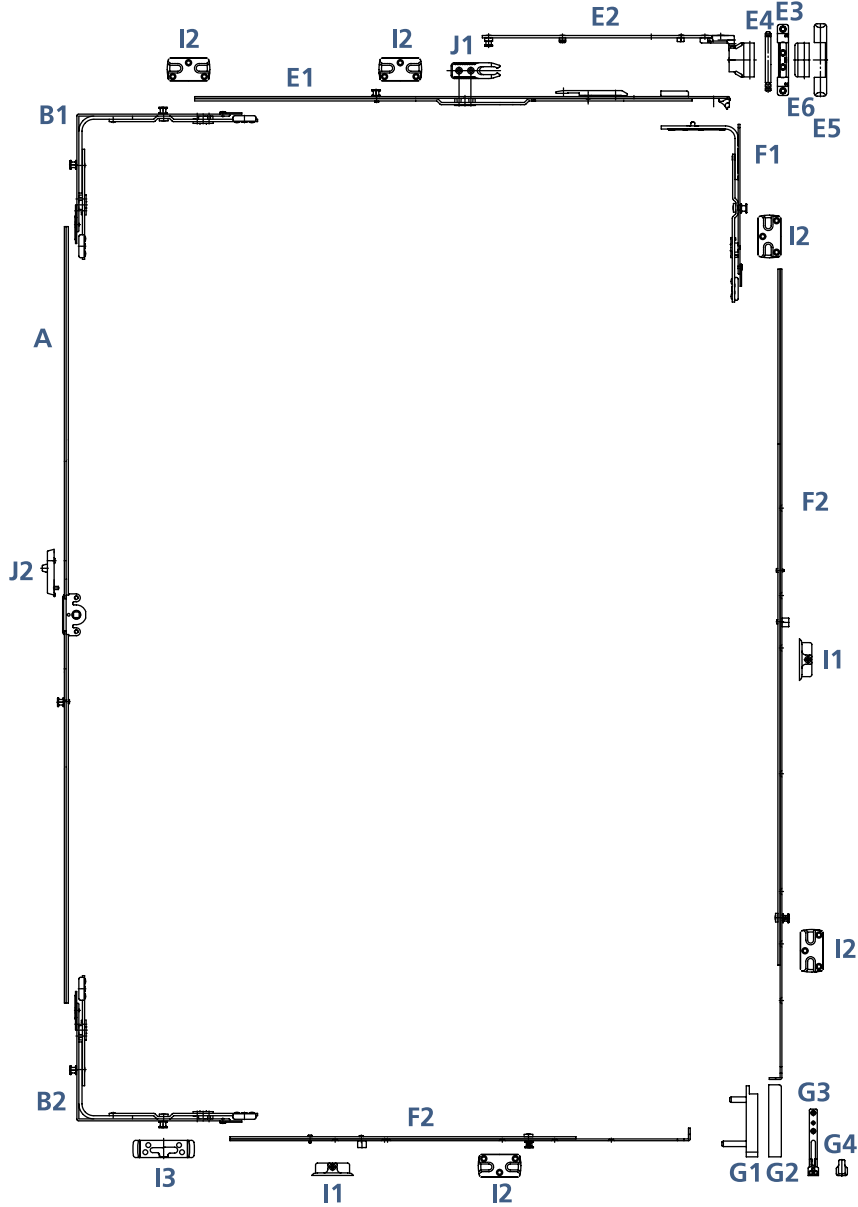
Certified Security | tilt&turn leaf

variable handle height | 13 mm axis



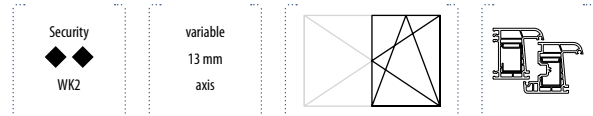
variable
13 mm
axis

Security
WK2



OPTIONAL (further options see page 190 and following)

| Part | Description | Article No. | EAN No. 4033449... |  |
|------|---|-------------|-----------------------|---|
| J1 | Anti-slam device for top stays from size 60 | DZ12193 | 017205 | 200 |
| J2 | Anti-mishandling device - l/h | DXZ1383L | 128987 | 100 |
| | Anti-mishandling device - r/h | DXZ1383R | 128994 | 100 |



INDIVIDUAL PARTS

| Part | Description | Sash size 1 | Sash size 2 | Cams | Article No. | EAN No. 4033449... | |
|------|---|------------------------|-----------------|------|--|-----------------------|--------|
| A | Gear - 570 | 566 - 870 | | - | DXGV1505 | 129779 | 10 |
| | Gear - 740 | 871 - 1040 | | | DXGV1507P | 148114 | 10 |
| | Gear - 1040 | 1041 - 1340 | | | DXGV1510P | 148121 | 10 |
| | Gear - 1300 | 1341 - 1600 | | | DXGV1513P | 144048 | 10 |
| | Gear - 1600 | 1601 - 1900 | | | DXGV1516P | 147636 | 10 |
| | Gear - 1900 | 1901 - 2200 | | | DXGV1519P | 147643 | 10 |
| | B1 | Corner drive - 150x194 | | | | DXES1940P2 | 166163 |
| B2 | Corner drive - 150x194 | | | | DXES194UP2 | 166170 | 50 |
| E1* | Top stay rail - 60 | 471 - 670 | | - | DXS060 | 128949 | 25 |
| | Top stay rail - 90 | 671 - 920 | | | DXS090P | 161540 | 25 |
| | Top stay rail - 120 | 921 - 1220 | | | DXS120P | 143560 | 25 |
| | Top stay rail - 150 | 1221 - 1520 | | | DXS150P | 143577 | 25 |
| E2 | Top stay arm - 60 | 471 - 670 | | - | DXSR025 | 129540 | 25 |
| | Top stay arm - 90/120 | 671 - 1220 | | - | DXSR035 | 129557 | 25 |
| | Top stay arm - 150 | 1221 - 1520 | | - | DXSR045 | 138559 | 25 |
| E3 | Top hinge bearing | | | - | DXSZ13278 | 129694 | 100 |
| E4 | Pin for top hinge bearing | | | - | DXSZ40119 | 129700 | 100 |
| E5 | Cap for top hinge bearing - white | | | - | DMZ12931W | 016680 | 100 |
| E6 | Cap for top hinge sash part - white | | | - | DMSZ13386W | 015911 | 100 |
| F1 | Security corner unit - 194 | | | | DXVS194P | 161335 | 10 |
| F2 | Security bolt - 675 | 566 - 870 FFB | 566 - 870 FFH | | DXVE0675P | 161274 | 10 |
| | Security bolt - 845 | 871 - 1040 FFB | 871 - 1040 FFH | | DXVE0845P | 161281 | 10 |
| | Security bolt - 1145 | 1041 - 1340 FFB | 1041 - 1340 FFH | | DXVE1145RP | 168013 | 10 |
| | Security bolt - 1405 | 1341 - 1600 FFB | 1341 - 1600 FFH | | DXVE1405RP | 168020 | 10 |
| | Security bolt - 1705 | | 1601 - 1900 FFH | | DXVE1705RP2 | 168037 | 10 |
| | Security bolt - 2005 | | 1901 - 2350 FFH | | DXVE2005RP2 | 161328 | 10 |
| G1 | Bottom hinge - sash part 3DV-100kg | | | - | DXL3DVF | 130515 | 100 |
| G2 | Cap for bottom hinge - sash part - white | | | - | DLNZ13378W | 012392 | 100 |
| G3 | Bottom hinge - frame part 3DV-100kg | | | - | DXL3DV100R | 130508 | 100 |
| G4 | Cap for bottom hinge - frame part - white | | | - | DLZ12205W | 012422 | 100 |
| I1 | Roller plate | | | | see chapter 4 - profile-related components | | |
| I2 | Security plate | | | | see chapter 4 - profile-related components | | |
| I3 | Mushroom tip plate | | | | see chapter 4 - profile-related components | | |

* PLEASE NOTE!

The application range of the top stay rails will extend to 44 mm by installation of the corner drive 150 x 194.

HARDWARE OVERVIEW

DK2002MS | TILT & TURN | FRENCH WINDOW

with rebate lever gear

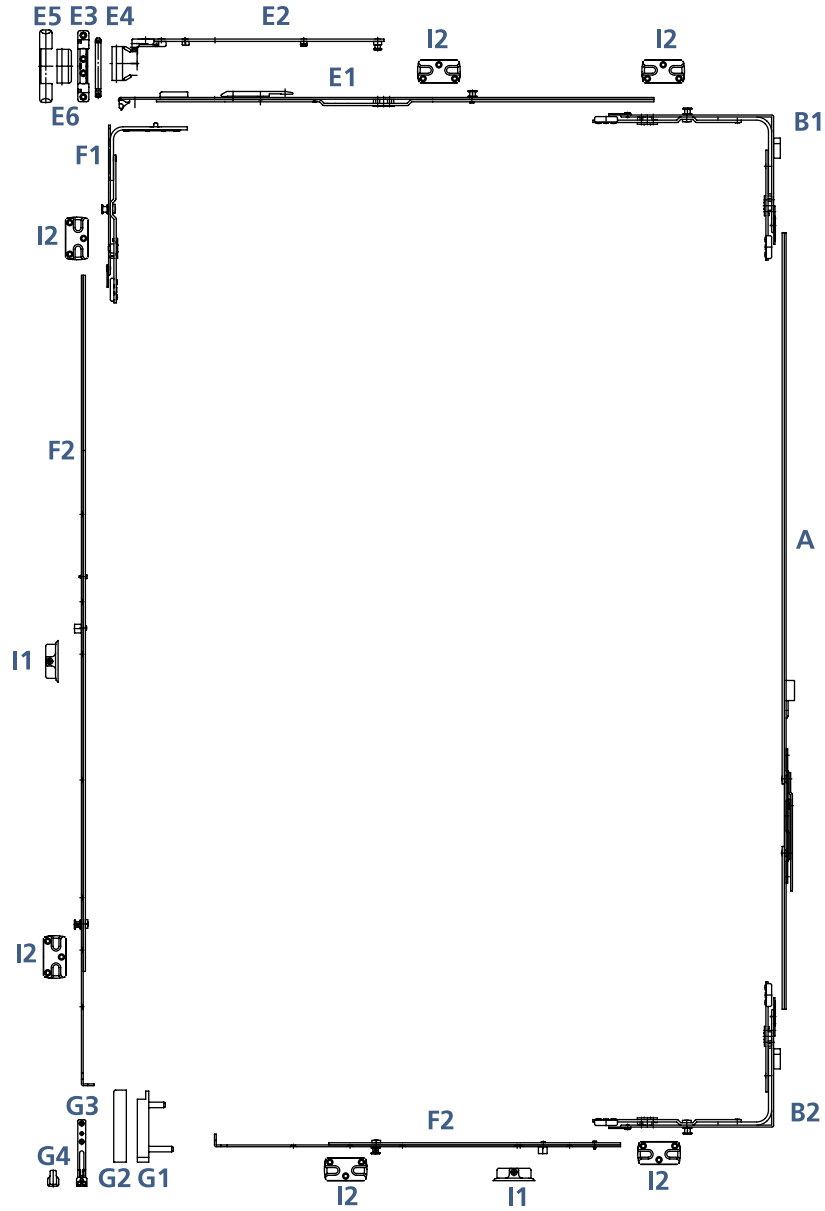
Certified Security | slave leaf

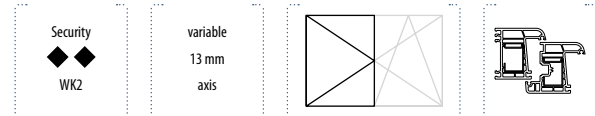
variable handle height | 13 mm axis



variable
13 mm
axis

Security
WK2





INDIVIDUAL PARTS

| Part | Description | Sash size 1 | Sash size 2 | Cams | Article No. | EAN No. 4033449... | |
|------|---|-----------------|-----------------|------|--|-----------------------|-----|
| A | Gear - 700 | 700 - 870 | | - | DXDP07V | 156843 | 10 |
| | Gear - 820 | 871 - 1040 | | 1 | DXDP08V | 168006 | 10 |
| | Gear - 1040 | 1041 - 1340 | | 1 | DXDP10V | 142594 | 10 |
| | Gear - 1300 | 1341 - 1600 | | 1 | DXDP13V | 156881 | 10 |
| | Gear - 1600 | 1601 - 1900 | | 2 | DXDP16V | 156904 | 10 |
| | Gear - 1900 | 1901 - 2200 | | 2 | DXDP19V | 156935 | 10 |
| B1 | Corner drive - 150x194 | | | | DXES194STO | 161120 | 10 |
| B2 | Corner drive - 150x194 | | | | DXES194STU | 161137 | 10 |
| E1* | Top stay rail - 60 | 471 - 670 | | - | DXS060 | 128949 | 25 |
| | Top stay rail - 90 | 671 - 920 | | | DXS090P | 161540 | 25 |
| | Top stay rail - 120 | 921 - 1220 | | | DXS120P | 143560 | 25 |
| | Top stay rail - 150 | 1221 - 1520 | | | DXS150P | 143577 | 25 |
| E2 | Top stay arm - 60 | 471 - 670 | | - | DXSR025 | 129540 | 25 |
| | Top stay arm - 90/120 | 671 - 1220 | | - | DXSR035 | 129557 | 25 |
| | Top stay arm - 150 | 1221 - 1520 | | - | DXSR045 | 138559 | 25 |
| E3 | Top hinge bearing | | | - | DXSZ13278 | 129694 | 100 |
| E4 | Pin for top hinge bearing | | | - | DXSZ40119 | 129700 | 100 |
| E5 | Cap for top hinge bearing - white | | | - | DMZ12931W | 016680 | 100 |
| E6 | Cap for top hinge sash part - white | | | - | DMSZ13386W | 015911 | 100 |
| F1 | Security corner unit - 194 | | | | DXVS194P | 161335 | 10 |
| F2 | Security bolt - 675 | 566 - 870 FFB | 566 - 870 FFH | | DXVE0675P | 161274 | 10 |
| | Security bolt - 845 | 871 - 1040 FFB | 871 - 1040 FFH | | DXVE0845P | 161281 | 10 |
| | Security bolt - 1145 | 1041 - 1340 FFB | 1041 - 1340 FFH | | DXVE1145RP | 168013 | 10 |
| | Security bolt - 1405 | 1341 - 1600 FFB | 1341 - 1600 FFH | | DXVE1405RP | 168020 | 10 |
| | Security bolt - 1705 | | 1601 - 1900 FFH | | DXVE1705RP2 | 168037 | 10 |
| | Security bolt - 2005 | | 1901 - 2350 FFH | | DXVE2005RP2 | 161328 | 10 |
| G1 | Bottom hinge - sash part 3DV-100kg | | | - | DXL3DVF | 130515 | 100 |
| G2 | Cap for bottom hinge - sash part - white | | | - | DLNZ13378W | 012392 | 100 |
| G3 | Bottom hinge - frame part 3DV-100kg | | | - | DXL3DV100R | 130508 | 100 |
| G4 | Cap for bottom hinge - frame part - white | | | - | DLZ12205W | 012422 | 100 |
| I1 | Roller plate | | | | see chapter 4 - profile-related components | | |
| I2 | Security plate | | | | see chapter 4 - profile-related components | | |

* PLEASE NOTE!

The application range of the top stay rails will extend to 44 mm by installation of the corner drive 150 x 194.

HARDWARE OVERVIEW

DK2002MS | TILT & TURN | FRENCH WINDOW

with rebate lever gear

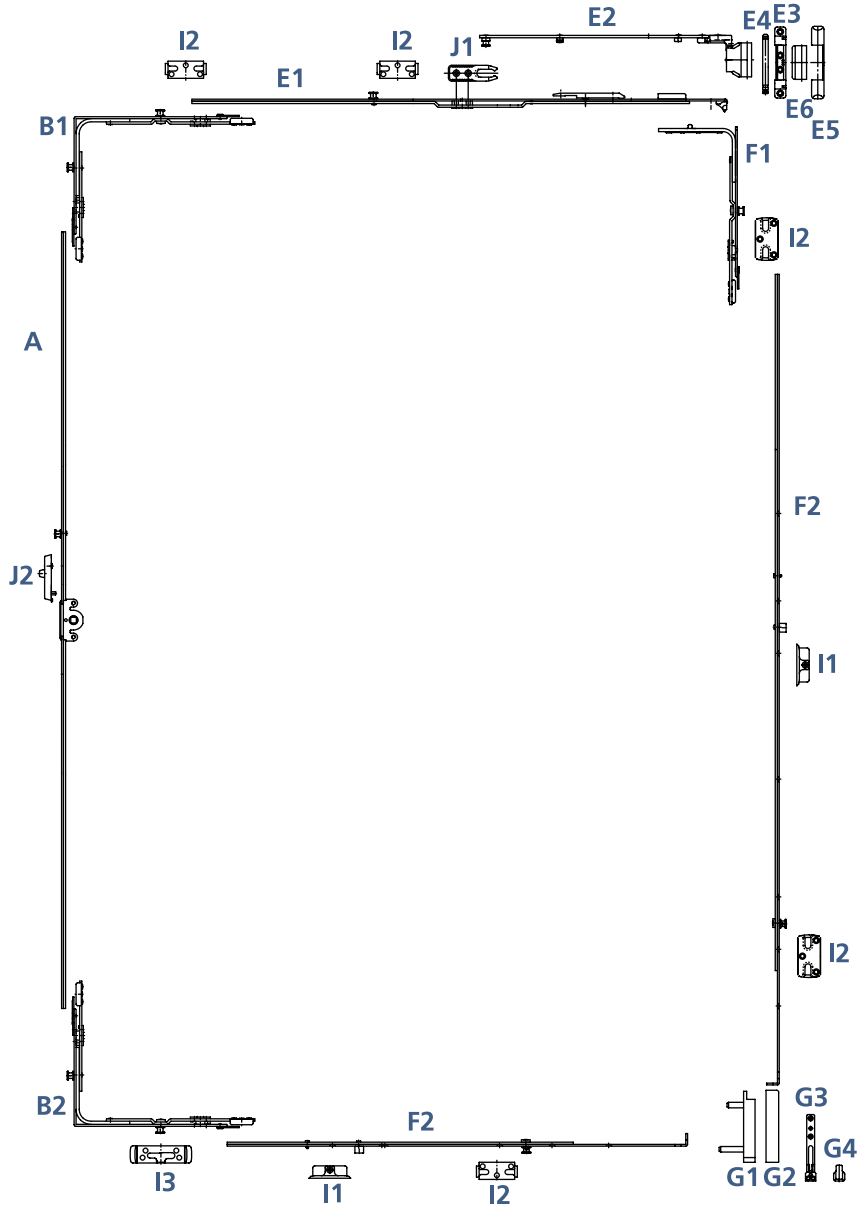
Certified Security | tilt&turn leaf

fixed handle height | 13 mm axis



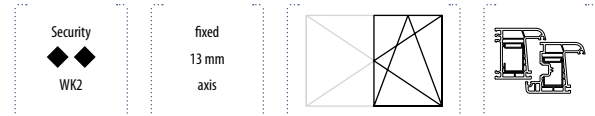
fixed
13 mm
axis

Security
WK2



OPTIONAL (further options see page 190 and following)

| Part | Description | Article No. | EAN No. 4033449... |  200 |
|------|---|-------------|-----------------------|---|
| J1 | Anti-slam device for top stays from size 60 | DZ12193 | 017205 | 200 |
| J2 | Anti-mishandling device - l/h | DXZ1383L | 128987 | 100 |
| | Anti-mishandling device - r/h | DXZ1383R | 128994 | 100 |



INDIVIDUAL PARTS

| Part | Description | Sash size 1 | Sash size 2 | Cams | Article No. | EAN No. 4033449... | |
|------|---|-----------------|-----------------|------|--|-----------------------|-----|
| A | Gear - 900 | 851 - 1050 | | | DXGK1509P | 149234 | 10 |
| | Gear - 1100 | 1051 - 1250 | | | DXGK15115P | 147629 | 10 |
| | Gear - 1300 | 1251 - 1450 | | | DXGK1513P | 147902 | 10 |
| | Gear - 1500 | 1451 - 1650 | | | DXGK15156P | 147919 | 10 |
| | Gear - 1700 | 1651 - 1850 | | | DXGK15177P | 147926 | 10 |
| | Gear - 1950 | 1851 - 2100 | | | DXGK1519P | 147933 | 10 |
| | Gear - 2200 | 2101 - 2350 | | | DXGK1522P | 147940 | 10 |
| B1 | Corner drive - 150x194 | | | | DXES1940P2 | 166163 | 50 |
| B2 | Corner drive - 150x194 | | | | DXES194UP2 | 166170 | 50 |
| E1* | Top stay rail - 60 | 471 - 670 | | - | DXS060 | 128949 | 25 |
| | Top stay rail - 90 | 671 - 920 | | | DXS090P | 161540 | 25 |
| | Top stay rail - 120 | 921 - 1220 | | | DXS120P | 143560 | 25 |
| | Top stay rail - 150 | 1221 - 1520 | | | DXS150P | 143577 | 25 |
| E2 | Top stay arm - 60 | 471 - 670 | | - | DXSR025 | 129540 | 25 |
| | Top stay arm - 90/120 | 671 - 1220 | | - | DXSR035 | 129557 | 25 |
| | Top stay arm - 150 | 1221 - 1520 | | - | DXSR045 | 138559 | 25 |
| E3 | Top hinge bearing | | | - | DXSZ13278 | 129694 | 100 |
| E4 | Pin for top hinge bearing | | | - | DXSZ40119 | 129700 | 100 |
| E5 | Cap for top hinge bearing - white | | | - | DMZ12931W | 016680 | 100 |
| E6 | Cap for top hinge sash part - white | | | - | DMSZ13386W | 015911 | 100 |
| F1 | Security corner unit - 194 | | | | DXVS194P | 161335 | 10 |
| F2 | Security bolt - 675 | 566 - 870 FFB | 566 - 870 FFH | | DXVE0675P | 161274 | 10 |
| | Security bolt - 845 | 871 - 1040 FFB | 871 - 1040 FFH | | DXVE0845P | 161281 | 10 |
| | Security bolt - 1145 | 1041 - 1340 FFB | 1041 - 1340 FFH | | DXVE1145RP | 168013 | 10 |
| | Security bolt - 1405 | 1341 - 1600 FFB | 1341 - 1600 FFH | | DXVE1405RP | 168020 | 10 |
| | Security bolt - 1705 | | 1601 - 1900 FFH | | DXVE1705RP2 | 168037 | 10 |
| | Security bolt - 2005 | | 1901 - 2350 FFH | | DXVE2005RP2 | 161328 | 10 |
| G1 | Bottom hinge - sash part 3DV-100kg | | | - | DXL3DVF | 130515 | 100 |
| G2 | Cap for bottom hinge - sash part - white | | | - | DLNZ13378W | 012392 | 100 |
| G3 | Bottom hinge - frame part 3DV-100kg | | | - | DXL3DV100R | 130508 | 100 |
| G4 | Cap for bottom hinge - frame part - white | | | - | DLZ12205W | 012422 | 100 |
| I1 | Roller plate | | | | see chapter 4 - profile-related components | | |
| I2 | Security plate | | | | see chapter 4 - profile-related components | | |
| I3 | Mushroom tip plate | | | | see chapter 4 - profile-related components | | |

* PLEASE NOTE!

The application range of the top stay rails will extend to 44 mm by installation of the corner drive 150 x 194.

HARDWARE OVERVIEW

DK2002MS | TILT & TURN | FRENCH WINDOW

with rebate lever gear

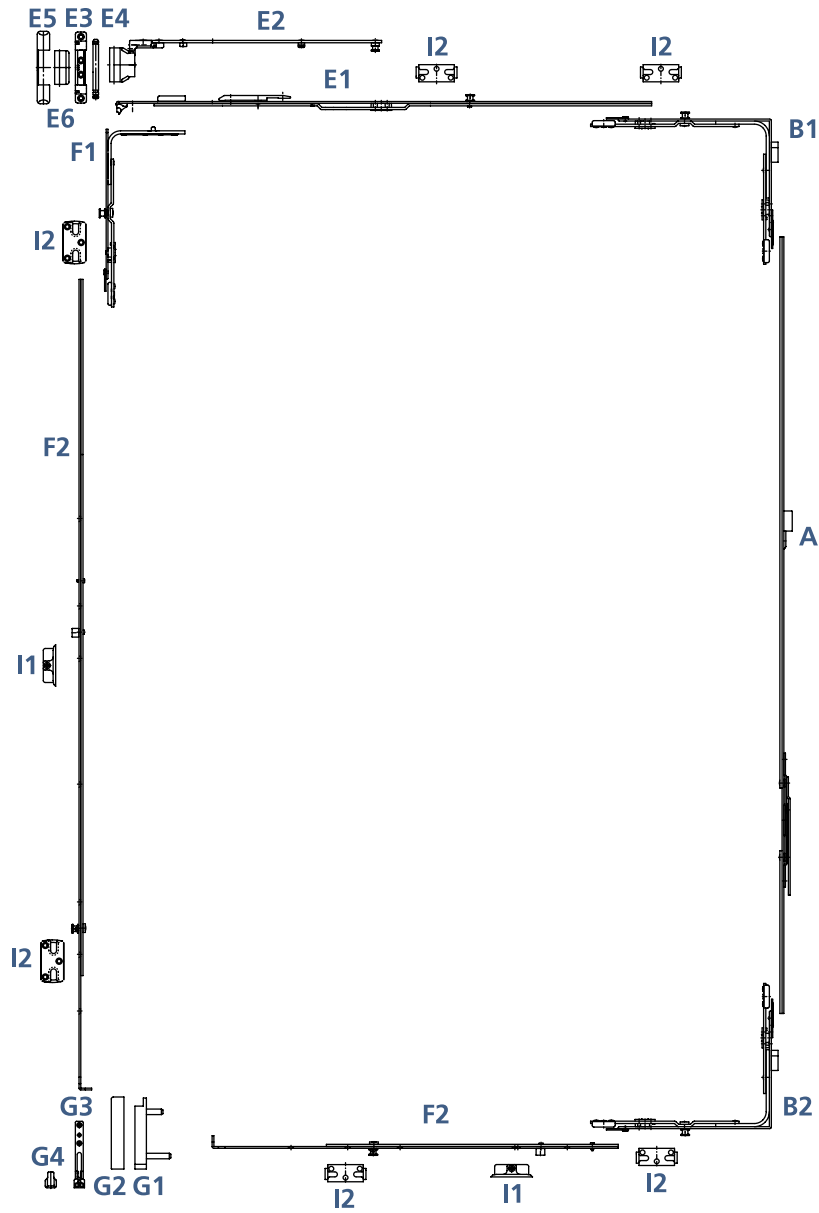
Certified Security | slave leaf

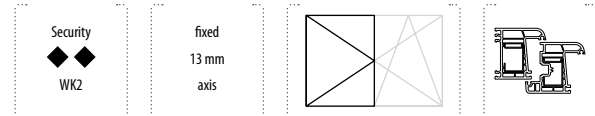
fixed handle height | 13 mm axis



fixed
13 mm
axis

Security
WK2





INDIVIDUAL PARTS

| Part | Description | Sash size 1 | Sash size 2 | Cams | Article No. | EAN No. 4033449... | |
|------|---|-----------------|-----------------|------|--|-----------------------|-----|
| A | Gear - 900 | 851 - 1050 | | 1 | DXDP09K | 156850 | 10 |
| | Gear - 1100 | 1051 - 1250 | | 1 | DXDP11K | 156867 | 10 |
| | Gear - 1300 | 1251 - 1450 | | 1 | DXDP13K | 156874 | 10 |
| | Gear - 1500 | 1451 - 1650 | | 1 | DXDP15K | 156898 | 10 |
| | Gear - 1700 | 1651 - 1850 | | 2 | DXDP17K | 156911 | 10 |
| | Gear - 1950 | 1851 - 2100 | | 2 | DXDP19K | 156928 | 10 |
| | Gear - 2200 | 2101 - 2350 | | 2 | DXDP22K | 156942 | 10 |
| B1 | Corner drive - 150x194 | | | | DXES194STO | 161120 | 10 |
| B2 | Corner drive - 150x194 | | | | DXES194STU | 161137 | 10 |
| E1* | Top stay rail - 60 | 471 - 670 | | - | DXS060 | 128949 | 25 |
| | Top stay rail - 90 | 671 - 920 | | | DXS090P | 161540 | 25 |
| | Top stay rail - 120 | 921 - 1220 | | | DXS120P | 143560 | 25 |
| | Top stay rail - 150 | 1221 - 1520 | | | DXS150P | 143577 | 25 |
| E2 | Top stay arm - 60 | 471 - 670 | | - | DXSR025 | 129540 | 25 |
| | Top stay arm - 90/120 | 671 - 1220 | | - | DXSR035 | 129557 | 25 |
| | Top stay arm - 150 | 1221 - 1520 | | - | DXSR045 | 138559 | 25 |
| E3 | Top hinge bearing | | | - | DXSZ13278 | 129694 | 100 |
| E4 | Pin for top hinge bearing | | | - | DXSZ40119 | 129700 | 100 |
| E5 | Cap for top hinge bearing - white | | | - | DMZ12931W | 016680 | 100 |
| E6 | Cap for top hinge sash part - white | | | - | DMSZ13386W | 015911 | 100 |
| F1 | Security corner unit - 194 | | | | DXVS194P | 161335 | 10 |
| F2 | Security bolt - 675 | 566 - 870 FFB | 566 - 870 FFH | | DXVE0675P | 161274 | 10 |
| | Security bolt - 845 | 871 - 1040 FFB | 871 - 1040 FFH | | DXVE0845P | 161281 | 10 |
| | Security bolt - 1145 | 1041 - 1340 FFB | 1041 - 1340 FFH | | DXVE1145RP | 168013 | 10 |
| | Security bolt - 1405 | 1341 - 1600 FFB | 1341 - 1600 FFH | | DXVE1405RP | 168020 | 10 |
| | Security bolt - 1705 | | 1601 - 1900 FFH | | DXVE1705RP2 | 168037 | 10 |
| | Security bolt - 2005 | | 1901 - 2350 FFH | | DXVE2005RP2 | 161328 | 10 |
| G1 | Bottom hinge - sash part 3DV-100kg | | | - | DXL3DVF | 130515 | 100 |
| G2 | Cap for bottom hinge - sash part - white | | | - | DLNZ13378W | 012392 | 100 |
| G3 | Bottom hinge - frame part 3DV-100kg | | | - | DXL3DV100R | 130508 | 100 |
| G4 | Cap for bottom hinge - frame part - white | | | - | DLZ12205W | 012422 | 100 |
| I1 | Roller plate | | | | see chapter 4 - profile-related components | | |
| I2 | Security plate | | | | see chapter 4 - profile-related components | | |

* PLEASE NOTE!

The application range of the top stay rails will extend to 44 mm by installation of the corner drive 150 x 194.

HARDWARE OVERVIEW

DK2001M | TILT & TURN | SINGLE-LEAF

Arched windows | general with sash lifter

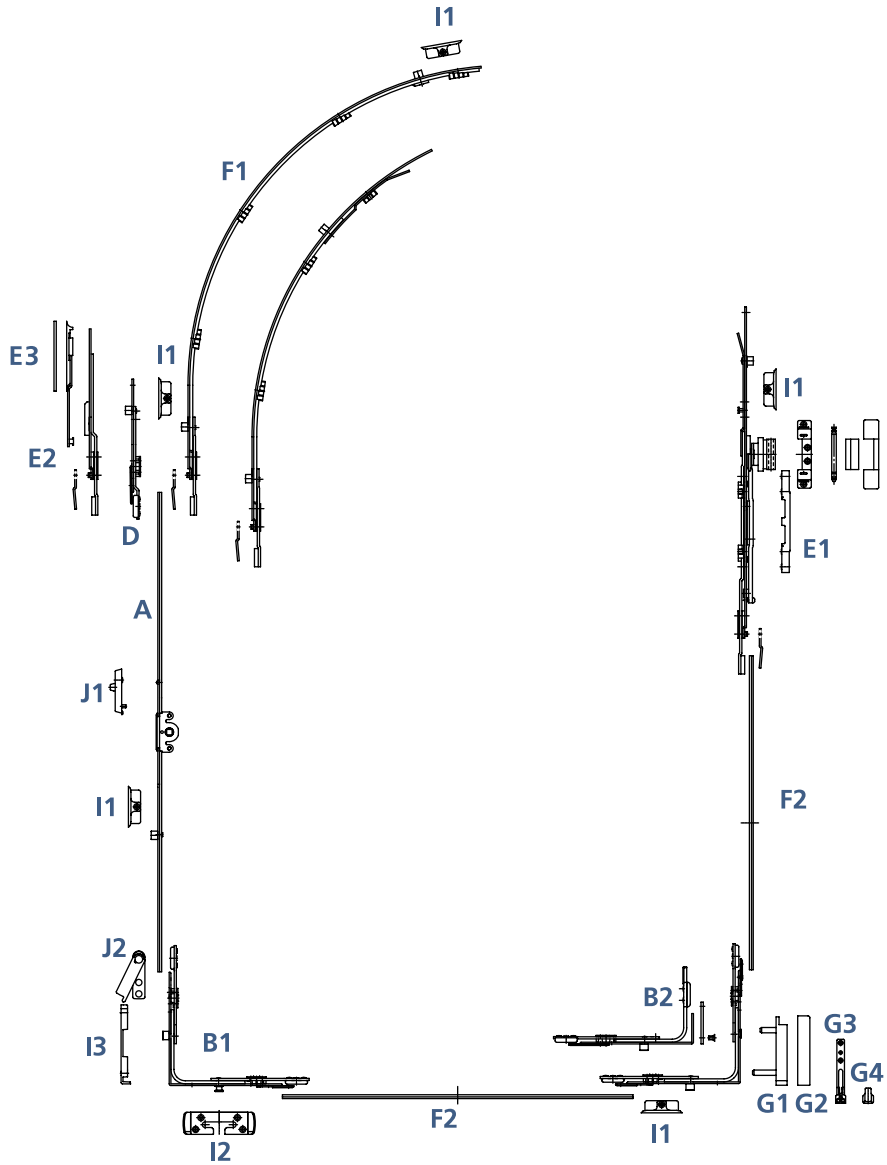
Standard

variable handle height | 13 mm axis




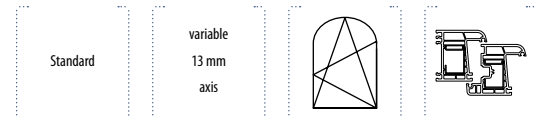
variable
13 mm
axis

Standard



OPTIONAL (further options see page 190 and following)

| Part | Description | Article No. | EAN No. 4033449... |  |
|------|--|-------------|-----------------------|---|
| J1 | Anti-mishandling device - l/h | DXZ1383L | 128987 | 100 |
| | Anti-mishandling device - r/h | DXZ1383R | 128994 | 100 |
| J2 | Sash lifter - l/h (installation only with tip unit/corner drive for sash lifter) | DXKF654L | 128918 | 200 |
| | Sash lifter - r/h (installation only with tip unit/corner drive for sash lifter) | DXKF654R | 128925 | 200 |



INDIVIDUAL PARTS

| Part | Description | Sash size 1 | Sash size 2 | Cams | Article No. | EAN No. 4033449... | |
|------|---|-----------------|-----------------|------|--|-----------------------|-----|
| A | Gear - 570 | 566 - 870 | | - | DXGV1505 | 129779 | 10 |
| | Gear - 740 | 871 - 1040 | | | DXGV1507R | 129786 | 10 |
| | Gear - 1040 | 1041 - 1340 | | | DXGV1510 | 128901 | 10 |
| | Gear - 1300 | 1341 - 1600 | | | DXGV1513 | 129793 | 10 |
| | Gear - 1600 | 1601 - 1900 | | | DXGV1516 | 129809 | 10 |
| | Gear - 1900 | 1901 - 2200 | | | DXGV1519 | 129816 | 10 |
| B1 | Corner drive - 150x150 | | | | DXDE150RPF | 160116 | 50 |
| B2 | Corner drive - 150x40 | | | | DXE04 | 129656 | 50 |
| | Corner drive - 150x150 | | | | DXE150R1 | 128192 | 50 |
| D | Arched window end bolt | | | | DXVR150R | 154337 | 50 |
| E1 | Set of arched window stay - white - l/h | | | - | DXR223LW | 160154 | 10 |
| | Set of arched window stay - white - r/h | | | - | DXR223RW | 160178 | 10 |
| E2 | Set of second stay for arched windows | | | - | DXRZFR | 160222 | 10 |
| F1 | Bolt for arched window - 750 | | | | DXRGU | 160208 | 10 |
| | Bolt for arched window - 590 | | | | DXRGUK | 160215 | 10 |
| F2 | Connecting rail - 400 | 436 - 700 FFB | 590 - 860 FFH | - | DXSF04 | 161205 | 50 |
| | Connecting rail - 600 | 701 - 900 FFB | 861 - 1060 FFH | | DXSF06 | 161212 | 50 |
| | Connecting rail - 800 | 901 - 1100 FFB | 1061 - 1260 FFH | | DXSF08 | 161236 | 50 |
| | Connecting rail - 1000 | 1101 - 1300 FFB | 1261 - 1460 FFH | | DXSF10 | 161250 | 50 |
| | Connecting rail - 1200 | | 1461 - 1660 FFH | | DXSF12 | 165395 | 25 |
| | Connecting rail - 1400 | | 1661 - 1860 FFH | | DXSF14 | 165418 | 25 |
| | Connecting rail - 1600 | | 1861 - 2060 FFH | | DXSF16 | 165432 | 25 |
| G1 | Bottom hinge - sash part 3DV-100kg | | | - | DXL3DVF | 130515 | 100 |
| G2 | Cap for bottom hinge - sash part - white | | | - | DLNZ13378W | 012392 | 100 |
| G3 | Bottom hinge - frame part 3DV-100kg | | | - | DXL3DV100R | 130508 | 100 |
| G4 | Cap for bottom hinge - frame part - white | | | - | DLZ12205W | 012422 | 100 |
| E3 | Shim for second stay frame plate for arched windows | | | | see chapter 4 - profile-related components | | |
| I1 | Roller plate | | | | see chapter 4 - profile-related components | | |
| I2 | Mushroom tip plate | | | | see chapter 4 - profile-related components | | |
| I3 | Tip plate | | | | see chapter 4 - profile-related components | | |

CHAPTER | 1
COMPANYCHAPTER | 2
HARDWARE OVERVIEWCHAPTER | 3
INDIVIDUAL COMPONENTSCHAPTER | 4
PROFILE-RELATED
COMPONENTSCHAPTER | 5
INSTALLATION
INSTRUCTIONSCHAPTER | 6
IMPORTANT DETAILS

HARDWARE OVERVIEW

DK2001M | TILT & TURN | SINGLE-LEAF

Angled window | general with sash lifter

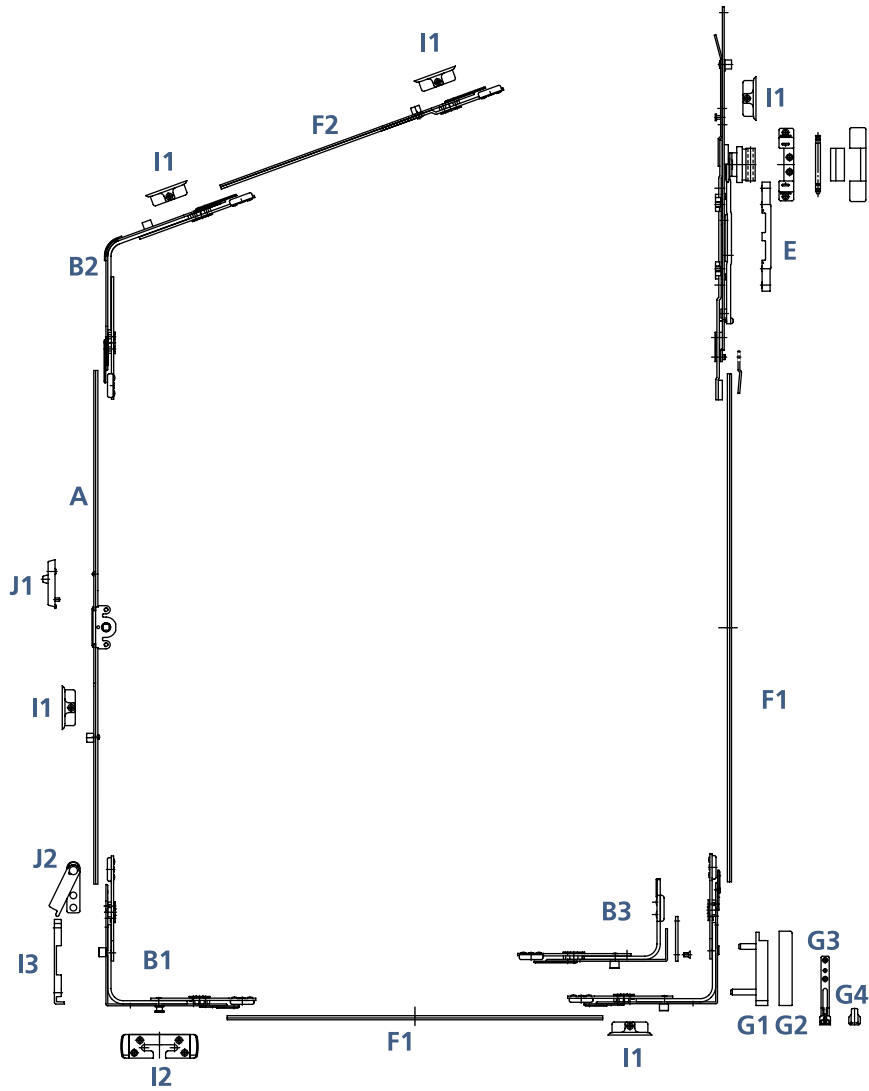
Standard | with arched window stay

variable handle height | 13 mm axis




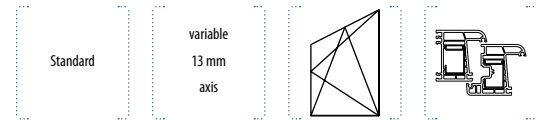
variable
13 mm
axis

Standard






















OPTIONAL (further options see page 190 and following)

| Part | Description | Article No. | EAN No. 4033449... |  |
|------|--|-------------|-----------------------|---|
| J1 | Anti-mishandling device - l/h | DXZ1383L | 128987 | 100 |
| | Anti-mishandling device - r/h | DXZ1383R | 128994 | 100 |
| J2 | Sash lifter - l/h (installation only with tip unit/corner drive for sash lifter) | DXKF654L | 128918 | 200 |
| | Sash lifter - r/h (installation only with tip unit/corner drive for sash lifter) | DXKF654R | 128925 | 200 |



INDIVIDUAL PARTS

| Part | Description | Sash size 1 | Sash size 2 | Cams | Article No. | EAN No. 4033449... |  |
|------|---|-----------------|-----------------|---|--|-----------------------|---|
| A | Gear - 570 | 566 - 870 | | - | DXGV1505 | 129779 | 10 |
| | Gear - 740 | 871 - 1040 | |  | DXGV1507R | 129786 | 10 |
| | Gear - 1040 | 1041 - 1340 | |  | DXGV1510 | 128901 | 10 |
| | Gear - 1300 | 1341 - 1600 | |  | DXGV1513 | 129793 | 10 |
| | Gear - 1600 | 1601 - 1900 | |  | DXGV1516 | 129809 | 10 |
| | Gear - 1900 | 1901 - 2200 | |  | DXGV1519 | 129816 | 10 |
| B1 | Corner drive - 150x150 | | |  | DXDE150RPF | 160116 | 50 |
| B2 | Corner drive - 150x150 | | |  | DXES150 | 154320 | 50 |
| B3 | Corner drive - 150x40 | | |  | DXE04 | 129656 | 50 |
| | Corner drive - 150x150 | | |  | DXE150R1 | 128192 | 50 |
| E | Set of arched window stay - white - l/h | | | - | DXR223LW | 160154 | 10 |
| | Set of arched window stay - white - r/h | | | - | DXR223RW | 160178 | 10 |
| F1 | Connecting rail - 400 | 436 - 700 FFB | 590 - 860 FFH | - | DXSF04 | 161205 | 50 |
| | Connecting rail - 600 | 701 - 900 FFB | 861 - 1060 FFH |  | DXSF06 | 161212 | 50 |
| | Connecting rail - 800 | 901 - 1100 FFB | 1061 - 1260 FFH |  | DXSF08 | 161236 | 50 |
| | Connecting rail - 1000 | 1101 - 1300 FFB | 1261 - 1460 FFH |  | DXSF10 | 161250 | 50 |
| | Connecting rail - 1200 | | 1461 - 1660 FFH |  | DXSF12 | 165395 | 25 |
| | Connecting rail - 1400 | | 1661 - 1860 FFH |  | DXSF14 | 165418 | 25 |
| | Connecting rail - 1600 | | 1861 - 2060 FFH |  | DXSF16 | 165432 | 25 |
| F2 | Extension - 200 | | |  | DXVL200R | 138566 | 50 |
| | Extension - 400 | | |  | DXVL400R | 138573 | 50 |
| | Extension - 600 | | |  | DXVL600R | 138580 | 50 |
| G1 | Bottom hinge - sash part 3DV-100kg | | | - | DXL3DVF | 130515 | 100 |
| G2 | Cap for bottom hinge - sash part - white | | | - | DLNZ13378W | 012392 | 100 |
| G3 | Bottom hinge - frame part 3DV-100kg | | | - | DXL3DV100R | 130508 | 100 |
| G4 | Cap for bottom hinge - frame part - white | | | - | DLZ12205W | 012422 | 100 |
| I1 | Roller plate | | | | see chapter 4 - profile-related components | | |
| I2 | Mushroom tip plate | | | | see chapter 4 - profile-related components | | |
| I3 | Tip plate | | | | see chapter 4 - profile-related components | | |

CHAPTER | 1
COMPANYCHAPTER | 2
HARDWARE OVERVIEWCHAPTER | 3
INDIVIDUAL COMPONENTSCHAPTER | 4
PROFILE-RELATED
COMPONENTSCHAPTER | 5
INSTALLATION
INSTRUCTIONSCHAPTER | 6
IMPORTANT DETAILS

HARDWARE OVERVIEW

DK2001M | TILT & TURN | SINGLE-LEAF

Angled window | general with sash lifter

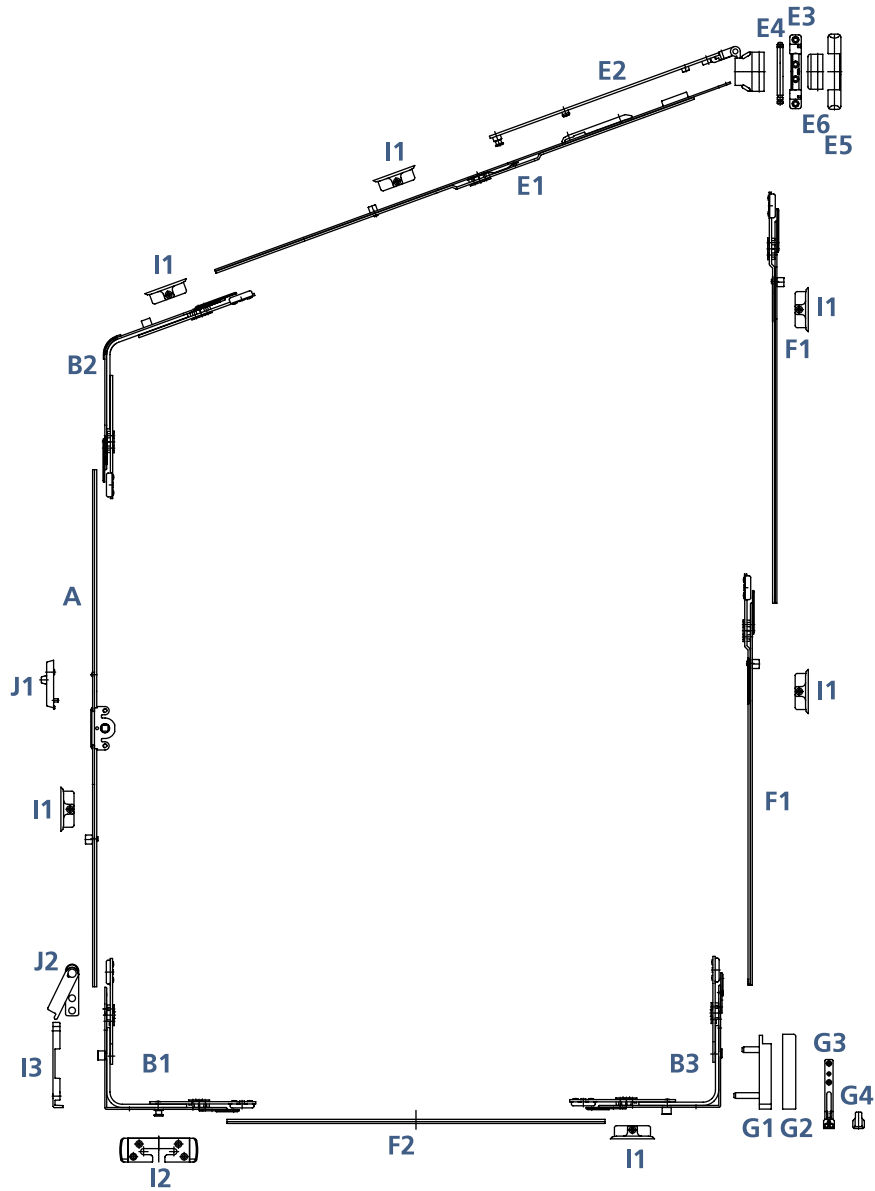
Standard | with angled window stay

variable handle height | 13 mm axis




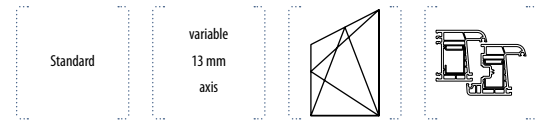
variable
13 mm
axis

Standard



OPTIONAL (further options see page 190 and following)

| Part | Description | Article No. | EAN No. 4033449... |  |
|------|--|-------------|-----------------------|---|
| J1 | Anti-mishandling device - l/h | DXZ1383L | 128987 | 100 |
| | Anti-mishandling device - r/h | DXZ1383R | 128994 | 100 |
| J2 | Sash lifter - l/h (installation only with tip unit/corner drive for sash lifter) | DXKF654L | 128918 | 200 |
| | Sash lifter - r/h (installation only with tip unit/corner drive for sash lifter) | DXKF654R | 128925 | 200 |



INDIVIDUAL PARTS

| Part | Description | Sash size 1 | Sash size 2 | Cams | Article No. | EAN No. 4033449... | |
|------|---|------------------------------------|-----------------|------|--|-----------------------|--------|
| A | Gear - 570 | 566 - 870 | | - | DXGV1505 | 129779 | 10 |
| | Gear - 740 | 871 - 1040 | | | DXGV1507R | 129786 | 10 |
| | Gear - 1040 | 1041 - 1340 | | | DXGV1510 | 128901 | 10 |
| | Gear - 1300 | 1341 - 1600 | | | DXGV1513 | 129793 | 10 |
| | Gear - 1600 | 1601 - 1900 | | | DXGV1516 | 129809 | 10 |
| | Gear - 1900 | 1901 - 2200 | | | DXGV1519 | 129816 | 10 |
| | B1 | Corner drive - 150x150 | | | | DXDE150RPF | 160116 |
| B2 | Corner drive - 150x150 | | | | DXES150 | 154320 | 50 |
| B3 | Corner drive - 150x150 | | | | DXE150R1 | 128192 | 50 |
| E1 | Top stay rail - 40 | 280 - 470 | | - | DXS0400 | 156454 | 25 |
| | Top stay rail - 60 | 471 - 670 | | - | DXS0600 | 156461 | 25 |
| | Top stay rail - 90 | 671 - 920 | | | DXS090R0 | 156478 | 25 |
| | Top stay rail - 120 | 921 - 1220 | | | DXS120R0 | 156485 | 25 |
| | Top stay rail - 150 | 1221 - 1520 | | | DXS150R0 | 156492 | 25 |
| | E2 | Top stay arm - 40 | 280 - 470 | | - | DXSS015 | 156379 |
| | Top stay arm - 60 | 471 - 670 | | - | DXSS025 | 156393 | 25 |
| | Top stay arm - 90/120 | 671 - 1220 | | - | DXSS035 | 156416 | 25 |
| | Top stay arm - 150 | 1221 - 1520 | | - | DXSS045 | 156430 | 25 |
| E3 | Top hinge bearing | | | - | DXSZ13278 | 129694 | 100 |
| E4 | Pin for top hinge bearing | | | - | DXSZ40119 | 129700 | 100 |
| E5 | Cap for top hinge bearing - white | | | - | DMZ12931W | 016680 | 100 |
| E6 | Cap for top hinge sash part - white | | | - | DMSZ13386W | 015911 | 100 |
| F1 | Extension - 200 | | | | DXVL200R | 138566 | 50 |
| | Extension - 400 | | | | DXVL400R | 138573 | 50 |
| | Extension - 600 | | | | DXVL600R | 138580 | 50 |
| F2 | Connecting rail - 400 | 436 - 700 FFB | 590 - 860 FFH | - | DXSF04 | 161205 | 50 |
| | Connecting rail - 600 | 701 - 900 FFB | 861 - 1060 FFH | | DXSF06 | 161212 | 50 |
| | Connecting rail - 800 | 901 - 1100 FFB | 1061 - 1260 FFH | | DXSF08 | 161236 | 50 |
| | Connecting rail - 1000 | 1101 - 1300 FFB | 1261 - 1460 FFH | | DXSF10 | 161250 | 50 |
| | Connecting rail - 1200 | | 1461 - 1660 FFH | | DXSF12 | 165395 | 25 |
| | Connecting rail - 1400 | | 1661 - 1860 FFH | | DXSF14 | 165418 | 25 |
| | Connecting rail - 1600 | | 1861 - 2060 FFH | | DXSF16 | 165432 | 25 |
| | G1 | Bottom hinge - sash part 3DV-100kg | | | - | DXL3DVF | 130515 |
| G2 | Cap for bottom hinge - sash part - white | | | - | DLNZ13378W | 012392 | 100 |
| G3 | Bottom hinge - frame part 3DV-100kg | | | - | DXL3DV100R | 130508 | 100 |
| G4 | Cap for bottom hinge - frame part - white | | | - | DLZ12205W | 012422 | 100 |
| I1 | Roller plate | | | | see chapter 4 - profile-related components | | |
| I2 | Mushroom tip plate | | | | see chapter 4 - profile-related components | | |
| I3 | Tip plate | | | | see chapter 4 - profile-related components | | |

CHAPTER | 1
COMPANYCHAPTER | 2
HARDWARE OVERVIEWCHAPTER | 3
INDIVIDUAL COMPONENTSCHAPTER | 4
PROFILE-RELATED
COMPONENTSCHAPTER | 5
INSTALLATION
INSTRUCTIONSCHAPTER | 6
IMPORTANT DETAILS

HARDWARE OVERVIEW

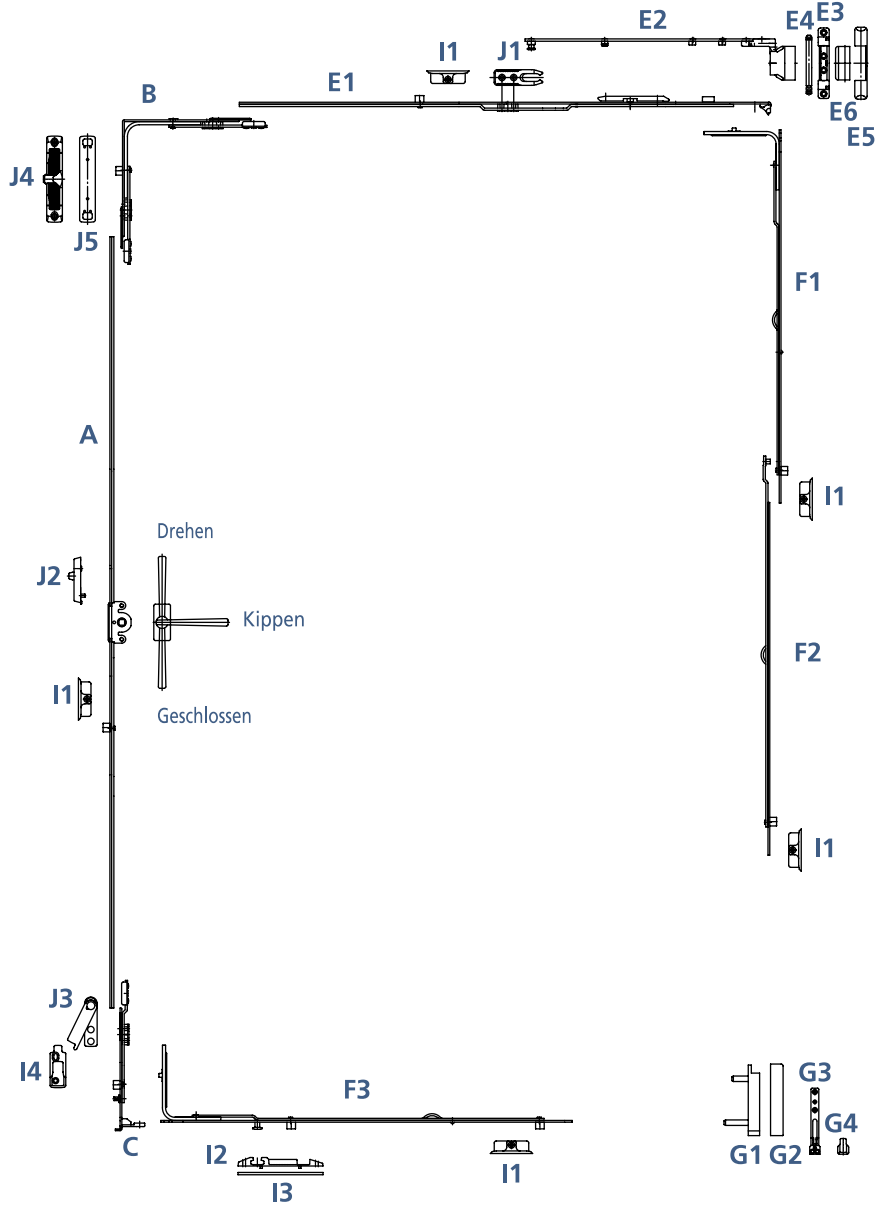
DK2003MT | TILT BEFORE TURN TIPSAFE | SINGLE-LEAF

Standard
variable handle height
13 mm axis



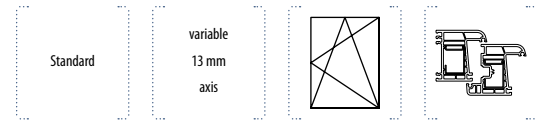
variable
13 mm
axis

Standard



OPTIONAL (further options see page 190 and following)

| Part | Description | Article No. | EAN No. 4033449... | |
|------|--|--|-----------------------|-----|
| J1 | Anti-slam device for top stays from size 60 | DZ12193 | 017205 | 200 |
| | Anti-slam device for top stays size 40 | DZ12874 | 017212 | 200 |
| J2 | Anti-mishandling device - l/h | DXZ1383L | 128987 | 100 |
| | Anti-mishandling device - r/h | DXZ1383R | 128994 | 100 |
| J3 | Sash lifter - l/h (installation only with tip unit/corner drive for sash lifter) | DXKF654L | 128918 | 200 |
| | Sash lifter - r/h (installation only with tip unit/corner drive for sash lifter) | DXKF654R | 128925 | 200 |
| J4 | Night vent plate | see chapter 4 - profile-related components | | |
| J5 | Shim for night vent plate | see chapter 4 - profile-related components | | |



INDIVIDUAL PARTS

| Part | Description | Sash size 1 | Sash size 2 | Cams | Article No. | EAN No. 4033449... | |
|------------------------|---|-----------------------|-----------------|------|--|-----------------------|--------|
| A | Gear - 570 | 566 - 870 | | - | DXGV1505 | 129779 | 10 |
| | Gear - 740 | 871 - 1040 | | | DXGV1507R | 129786 | 10 |
| | Gear - 1040 | 1041 - 1340 | | | DXGV1510 | 128901 | 10 |
| | Gear - 1300 | 1341 - 1600 | | | DXGV1513 | 129793 | 10 |
| | Gear - 1600 | 1601 - 1900 | | | DXGV1516 | 129809 | 10 |
| | Gear - 1900 | 1901 - 2200 | | | DXGV1519 | 129816 | 10 |
| | B* | Corner drive - 150x40 | | | | DXE04 | 129656 |
| Corner drive - 150x150 | | | | | DXE150R1 | 128192 | 50 |
| C | Tip unit | | | | DXK01 | 129670 | 50 |
| | Tip unit for sash lifter | | | | DXK01F | 130485 | 50 |
| E1 | Top stay rail - 40 | 280 - 470 | | - | DXST040 | 141214 | 25 |
| | Top stay rail - 60 | 471 - 670 | | - | DXST060 | 141276 | 25 |
| | Top stay rail - 90R | 671 - 920 | | | DXST090R | 144772 | 25 |
| | Top stay rail - 120 | 921 - 1220 | | | DXST120 | 141290 | 25 |
| | Top stay rail - 150 | 1221 - 1520 | | | DXST150 | 141306 | 25 |
| | E2 | Top stay arm - 40 | 280 - 470 | | - | DXSTR015 | 141313 |
| Top stay arm - 60 | | 471 - 670 | | - | DXSTR025 | 141320 | 25 |
| Top stay arm - 90/120 | | 671 - 1220 | | - | DXSTR035 | 141337 | 25 |
| Top stay arm - 150 | | 1221 - 1520 | | - | DXSTR045 | 141344 | 25 |
| E3 | Top hinge bearing | | | - | DXSZ13278 | 129694 | 100 |
| E4 | Pin for top hinge bearing | | | - | DXSZ40119 | 129700 | 100 |
| E5 | Cap for top hinge bearing - white | | | - | DMZ12931W | 016680 | 100 |
| E6 | Cap for top hinge sash part - white | | | - | DMSZ13386W | 015911 | 100 |
| F1 | Side and bottom bolt - 400 | 751 - 920 FFB | 870 - 1040 FFH | | DXV400R | 129717 | 50 |
| | Side and bottom bolt - 600 | 921 - 1220 FFB | 1041 - 1340 FFH | | DXV600R | 130041 | 50 |
| | Side and bottom bolt - 800 | 1221 - 1520 FFB | 1341 - 2350 FFH | | DXV800R | 129724 | 25 |
| | Additional bolt - 600 | | 1901 - 2200 FFH | | DXV600Z | 129830 | 50 |
| F3 | Side and bottom bolt - 200 | 280 - 750 FFB | | - | DXV200RK | 144963 | 50 |
| | Side and bottom bolt - 400 | 751 - 920 FFB | | | DXV400R2K | 147032 | 50 |
| | Side and bottom bolt - 600 | 921 - 1220 FFB | | | DXV600R2K | 144970 | 50 |
| | Side and bottom bolt - 800 | 1221 - 1520 FFB | | | DXV800R2K | 148268 | 25 |
| G1 | Bottom hinge - sash part 3DV-100kg | | | - | DXL3DVF | 130515 | 100 |
| G2 | Cap for bottom hinge - sash part - white | | | - | DLNZ13378W | 012392 | 100 |
| G3 | Bottom hinge - frame part 3DV-100kg | | | - | DXL3DV100R | 130508 | 100 |
| G4 | Cap for bottom hinge - frame part - white | | | - | DLZ12205W | 012422 | 100 |
| I1 | Roller plate | | | | see chapter 4 - profile-related components | | |
| I2 | Tip plate TIPS SAFE | | | | see chapter 4 - profile-related components | | |
| I3 | Shim for tip plate TIPS SAFE | | | | see chapter 4 - profile-related components | | |
| I4 | Roller plate TIPS SAFE for sash lifter | | | | see chapter 4 - profile-related components | | |

* PLEASE NOTE!

For sash rebate widths up to 390 mm please install the corner drive 150 x 40 (Article No. DXE04).

HARDWARE OVERVIEW

DK2001M | TURN-ONLY | SINGLE-LEAF

with espagnolette

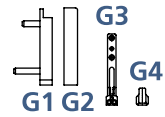
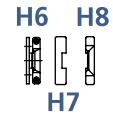
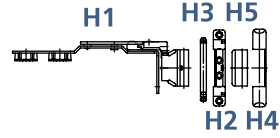
Standard

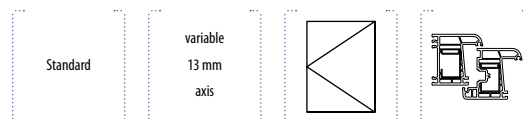
variable handle height | 13 mm axis













variable
13 mm
axis

Standard





INDIVIDUAL PARTS

| Part | Description | Sash size | Cams | Article No. | EAN No. 4033449... |  |
|------|---|-------------|---|--|-----------------------|---|
| A | Gear - 250 | 250 - 400 |  | DXKM150250 | 136746 | 10 |
| | Gear - 400 | 401 - 600 |  | DXKM150400 | 136753 | 10 |
| | Gear - 600 | 601 - 800 |  | DXKM150600 | 136760 | 10 |
| | Gear - 800 | 801 - 1000 |  | DXKM150800 | 136777 | 10 |
| | Gear - 1000 | 1001 - 1200 |  | DXKM151000 | 136784 | 10 |
| | Gear - 1200 | 1201 - 1400 |  | DXKM151200 | 136791 | 10 |
| | Gear - 1400 | 1401 - 1600 |  | DXKM151400 | 136807 | 10 |
| | Gear - 1600 | 1601 - 1800 |  | DXKM151600 | 136814 | 10 |
| | Gear - 1800 | 1801 - 2000 |  | DXKM151800 | 136821 | 10 |
| | Gear - 2000 | 2001 - 2200 |  | DXKM152000 | 142853 | 10 |
| G1 | Bottom hinge - sash part 3DV-100kg | | - | DXL3DVF | 130515 | 100 |
| G2 | Cap for bottom hinge - sash part - white | | - | DLNZ13378W | 012392 | 100 |
| G3 | Bottom hinge - frame part 3DV-100kg | | - | DXL3DV100R | 130508 | 100 |
| G4 | Cap for bottom hinge - frame part - white | | - | DLZ12205W | 012422 | 100 |
| H1 | Side hung hinge top | | - | DXDNA77285 | 130218 | 50 |
| H2 | Top hinge bearing | | - | DXSZ13278 | 129694 | 100 |
| H3 | Pin for top hinge bearing | | - | DXSZ40119 | 129700 | 100 |
| H4 | Cap for top hinge bearing - white | | - | DMZ12931W | 016680 | 100 |
| H5 | Cap for top hinge sash part - white | | - | DMSZ13386W | 015911 | 100 |
| H6 | Side hung centre hinge | | - | DD11693S | 130034 | 100 |
| H7 | Cap for side hung centre hinge - sash part - white | | - | DD41339W | 011548 | 100 |
| H8 | Cap for side hung centre hinge - frame part - white | | - | DD41342W | 011562 | 100 |
| I | Roller plate | | | see chapter 4 - profile-related components | | |

CHAPTER | 1
COMPANYCHAPTER | 2
HARDWARE OVERVIEWCHAPTER | 3
INDIVIDUAL COMPONENTSCHAPTER | 4
PROFILE-RELATED
COMPONENTSCHAPTER | 5
INSTALLATION
INSTRUCTIONSCHAPTER | 6
IMPORTANT DETAILS

HARDWARE OVERVIEW

DK2001M | TURN-ONLY | SINGLE-LEAF

with central lock

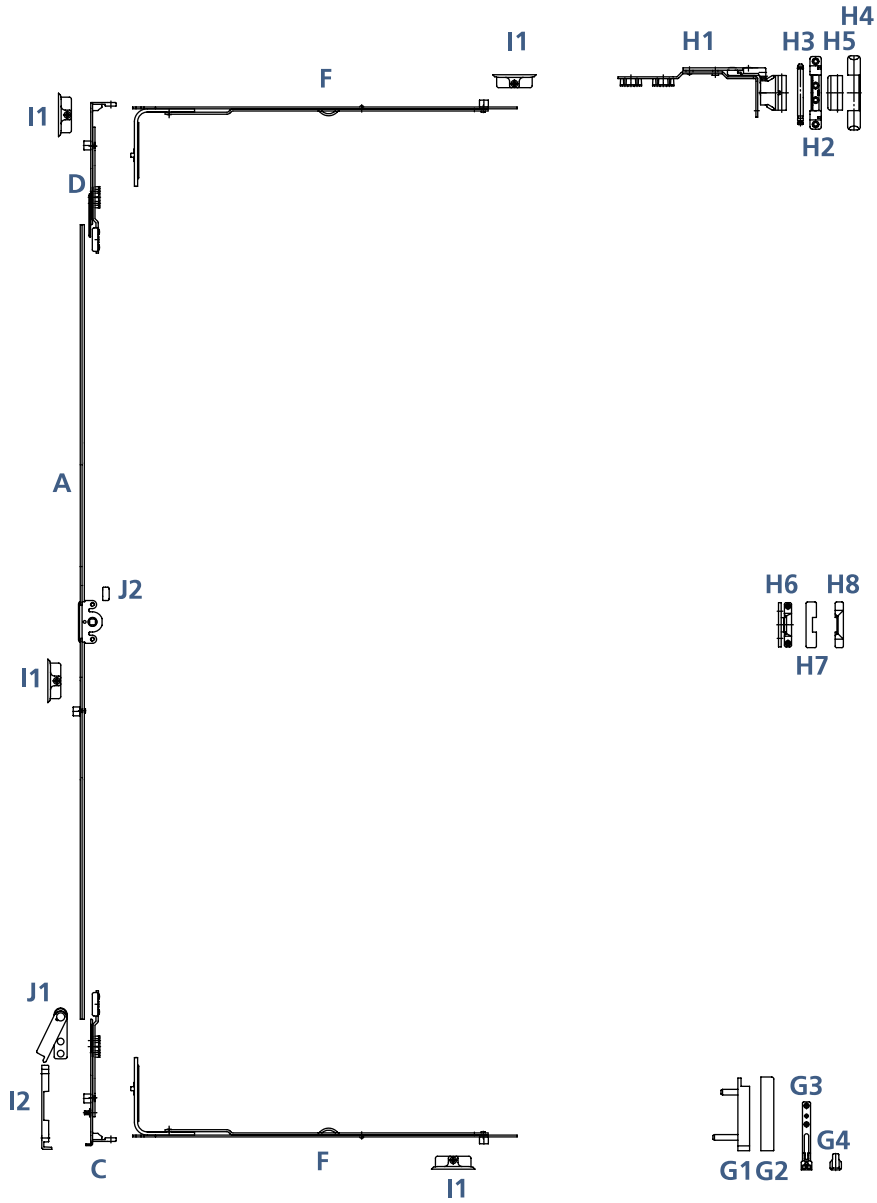
Standard

variable handle height | 13 mm axis



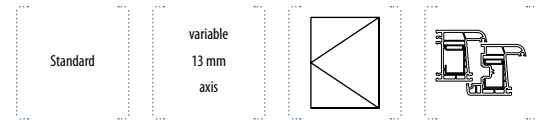
variable
13 mm
axis

Standard



OPTIONAL (further options see page 190 and following)

| Part | Description | Article No. | EAN No. 4033449... |  |
|------|--|-------------|-----------------------|---|
| J1 | Sash lifter - l/h (installation only with tip unit/corner drive for sash lifter) | DXKF654L | 128918 | 200 |
| | Sash lifter - r/h (installation only with tip unit/corner drive for sash lifter) | DXKF654R | 128925 | 200 |
| J2 | Handle limiter 90° | DMZ752 | 016802 | 200 |



INDIVIDUAL PARTS

| Part | Description | Sash size 1 | Sash size 2 | Cams | Article No. | EAN No. 4033449... | |
|--------------------------|---|-----------------|-----------------|------|--|-----------------------|--------|
| A | Gear - 570 | 566 - 870 | | - | DXGV1505 | 129779 | 10 |
| | Gear - 740 | 871 - 1040 | | | DXGV1507R | 129786 | 10 |
| | Gear - 1040 | 1041 - 1340 | | | DXGV1510 | 128901 | 10 |
| | Gear - 1300 | 1341 - 1600 | | | DXGV1513 | 129793 | 10 |
| | Gear - 1600 | 1601 - 1900 | | | DXGV1516 | 129809 | 10 |
| | Gear - 1900 | 1901 - 2200 | | | DXGV1519 | 129816 | 10 |
| | C | Tip unit | | | | DXK01 | 129670 |
| Tip unit for sash lifter | | | | | DXK01F | 130485 | 50 |
| D | End bolt | | | | DXV150HR | 129939 | 50 |
| F | Side and bottom bolt - 200 | 280 - 750 FFB | | | DXV200R | 144956 | 50 |
| | Side and bottom bolt - 400 | 751 - 920 FFB | 870 - 1040 FFH | | DXV400R | 129717 | 50 |
| | Side and bottom bolt - 600 | 921 - 1220 FFB | 1041 - 1340 FFH | | DXV600R | 130041 | 50 |
| | Side and bottom bolt - 800 | 1221 - 1520 FFB | 1341 - 2350 FFH | | DXV800R | 129724 | 25 |
| G1 | Bottom hinge - sash part 3DV-100kg | | | - | DXL3DVF | 130515 | 100 |
| G2 | Cap for bottom hinge - sash part - white | | | - | DLNZ13378W | 012392 | 100 |
| G3 | Bottom hinge - frame part 3DV-100kg | | | - | DXL3DV100R | 130508 | 100 |
| G4 | Cap for bottom hinge - frame part - white | | | - | DLZ12205W | 012422 | 100 |
| H1 | Side hung hinge top | | | - | DXDNA77285 | 130218 | 50 |
| H2 | Top hinge bearing | | | - | DXSZ13278 | 129694 | 100 |
| H3 | Pin for top hinge bearing | | | - | DXSZ40119 | 129700 | 100 |
| H4 | Cap for top hinge bearing - white | | | - | DMZ12931W | 016680 | 100 |
| H5 | Cap for top hinge sash part - white | | | - | DMSZ13386W | 015911 | 100 |
| H6 | Side hung centre hinge | | | - | DD11693S | 130034 | 100 |
| H7 | Cap for side hung centre hinge - sash part - white | | | - | DD41339W | 011548 | 100 |
| H8 | Cap for side hung centre hinge - frame part - white | | | - | DD41342W | 011562 | 100 |
| I1 | Roller plate | | | | see chapter 4 - profile-related components | | |
| I2 | Tip plate | | | | see chapter 4 - profile-related components | | |

CHAPTER | 1
COMPANYCHAPTER | 2
HARDWARE OVERVIEWCHAPTER | 3
INDIVIDUAL COMPONENTSCHAPTER | 4
PROFILE-RELATED
COMPONENTSCHAPTER | 5
INSTALLATION
INSTRUCTIONSCHAPTER | 6
IMPORTANT DETAILS

HARDWARE OVERVIEW

DK2001M | TURN-ONLY | SINGLE-LEAF

with central lock

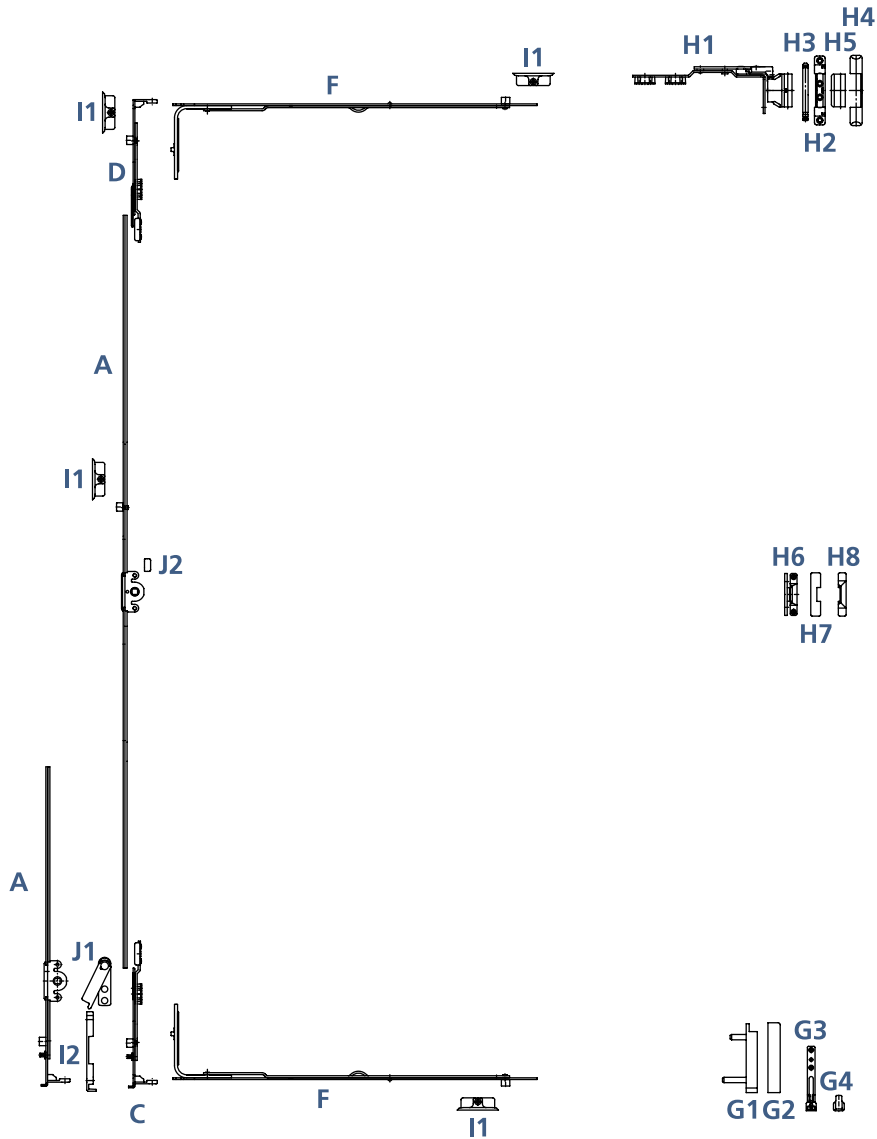
Standard

fixed handle height | 13 mm axis



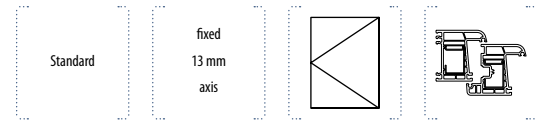
fixed
13 mm
axis

Standard



OPTIONAL (further options see page 190 and following)

| Part | Description | Article No. | EAN No. 4033449... |  |
|------|--|-------------|-----------------------|---|
| J1 | Sash lifter - l/h (installation only with tip unit/corner drive for sash lifter) | DXKF654L | 128918 | 200 |
| | Sash lifter - r/h (installation only with tip unit/corner drive for sash lifter) | DXKF654R | 128925 | 200 |
| J2 | Handle limiter 90° | DMZ752 | 016802 | 200 |



INDIVIDUAL PARTS

| Part | Description | Sash size 1 | Sash size 2 | Cams | Article No. | EAN No. 4033449... | | |
|------|---|--------------------------|-----------------|------|--|-----------------------|--------|----|
| A | Gear - 410 | 300 - 565 | | - | DXGK1504 | 129441 | 10 | |
| | Gear - 500 | 566 - 650 | | - | DXGK15052 | 138481 | 10 | |
| | Gear - 700 | 651 - 850 | | - | DXGK1507 | 129403 | 10 | |
| | Gear - 900 | 851 - 1050 | | | DXGK1509 | 129472 | 10 | |
| | Gear - 1100 | 1051 - 1250 | | | DXGK15115 | 129489 | 10 | |
| | Gear - 1300 | 1251 - 1450 | | | DXGK1513 | 138498 | 10 | |
| | Gear - 1500 | 1451 - 1650 | | | DXGK15156 | 138504 | 10 | |
| | Gear - 1700 | 1651 - 1850 | | | DXGK15177 | 138511 | 10 | |
| | Gear - 1950 | 1851 - 2100 | | | DXGK1519 | 138528 | 10 | |
| | Gear - 2200 | 2101 - 2350 | | | DXGK1522 | 138535 | 10 | |
| | C | Tip unit | | | | DXK01 | 129670 | 50 |
| | | Tip unit for sash lifter | | | | DXK01F | 130485 | 50 |
| D | End bolt | | | | DXV150HR | 129939 | 50 | |
| F | Side and bottom bolt - 200 | 280 - 750 FFB | | | DXV200R | 144956 | 50 | |
| | Side and bottom bolt - 400 | 751 - 920 FFB | 870 - 1040 FFH | | DXV400R | 129717 | 50 | |
| | Side and bottom bolt - 600 | 921 - 1220 FFB | 1041 - 1340 FFH | | DXV600R | 130041 | 50 | |
| | Side and bottom bolt - 800 | 1221 - 1520 FFB | 1341 - 2350 FFH | | DXV800R | 129724 | 25 | |
| G1 | Bottom hinge - sash part 3DV-100kg | | | - | DXL3DVF | 130515 | 100 | |
| G2 | Cap for bottom hinge - sash part - white | | | - | DLNZ13378W | 012392 | 100 | |
| G3 | Bottom hinge - frame part 3DV-100kg | | | - | DXL3DV100R | 130508 | 100 | |
| G4 | Cap for bottom hinge - frame part - white | | | - | DLZ12205W | 012422 | 100 | |
| H1 | Side hung hinge top | | | - | DXDNA77285 | 130218 | 50 | |
| H2 | Top hinge bearing | | | - | DXSZ13278 | 129694 | 100 | |
| H3 | Pin for top hinge bearing | | | - | DXSZ40119 | 129700 | 100 | |
| H4 | Cap for top hinge bearing - white | | | - | DMZ12931W | 016680 | 100 | |
| H5 | Cap for top hinge sash part - white | | | - | DMSZ13386W | 015911 | 100 | |
| H6 | Side hung centre hinge | | | - | DD11693S | 130034 | 100 | |
| H7 | Cap for side hung centre hinge - sash part - white | | | - | DD41339W | 011548 | 100 | |
| H8 | Cap for side hung centre hinge - frame part - white | | | - | DD41342W | 011562 | 100 | |
| I1 | Roller plate | | | | see chapter 4 - profile-related components | | | |
| I2 | Tip plate | | | | see chapter 4 - profile-related components | | | |

HARDWARE OVERVIEW

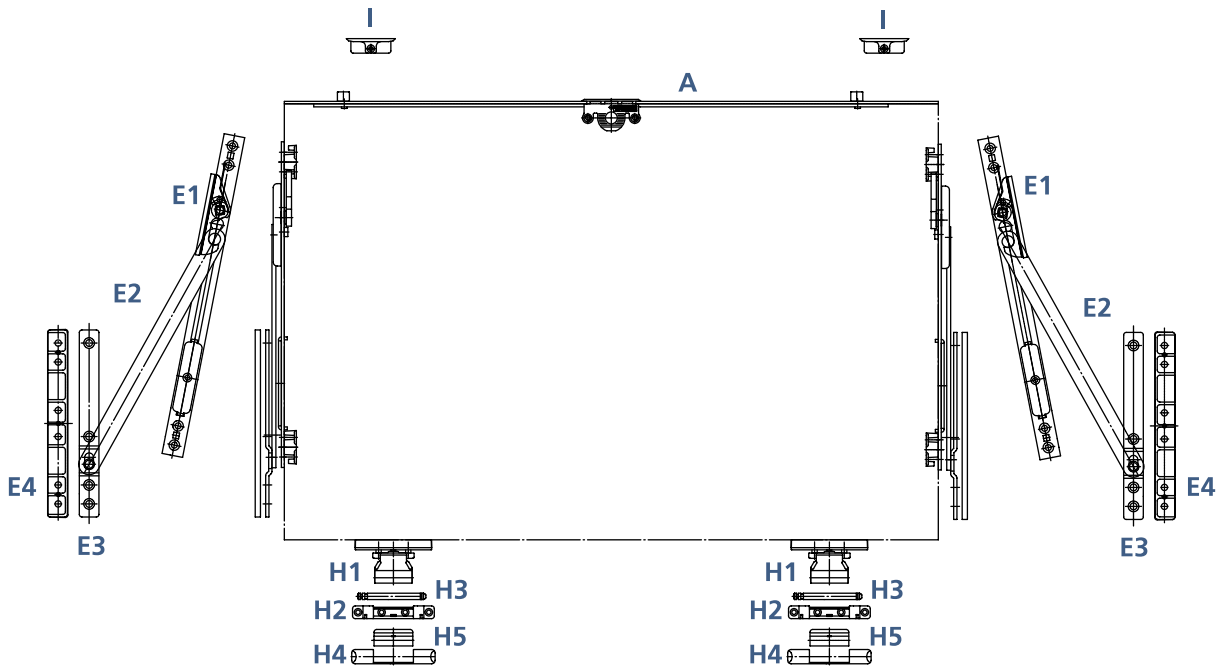
TILT-ONLY LEAF

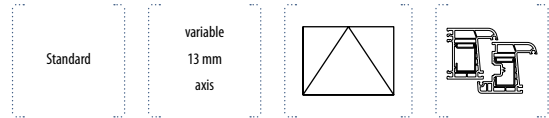
with espagnolette
 with tip and cleaning stay no. 70
 max. sash weight per stay 25 kg



variable
 13 mm
 axis

Standard





INDIVIDUAL PARTS

| Part | Description | Sash size | Cams | Article No. | EAN No. 4033449... | |
|--------------------------|---------------------------------------|--------------------------|------|--|-----------------------|--------|
| A | Gear - 600 | 400 - 600 | | DXKM1506F | 154559 | 10 |
| | Gear - 600 | 400 - 600 | | DXKM1506 | 154542 | 10 |
| | Gear - 1000 | 601 - 1000 | | DXKM1510 | 154566 | 10 |
| | Gear - 1200 | 1001 - 1200 | | DXKM1512 | 154573 | 10 |
| | Gear - 1400 | 1201 - 1400 | | DXKM1514 | 154580 | 10 |
| | Gear - 1600 | 1401 - 1600 | | DXKM1516 | 154597 | 10 |
| | Gear - 1800 | 1601 - 1800 | | DXKM1518 | 154603 | 10 |
| | Gear - 2000 | 1801 - 2000 | | DXKM1520 | 154610 | 10 |
| | E1 | Tip stay sash part - l/h | | - | DXJP70L | 158342 |
| Tip stay sash part - r/h | | | - | DXJP70R | 158359 | 25 |
| E2 | Tip stay arm - no. 70/1 - size 1 | 280 - 570 | - | DXJP7011 | 158908 | 25 |
| | Tip stay arm - no. 70/2 - size 1 | 280 - 570 | - | DXJP7021 | 158922 | 25 |
| | Tip stay arm - no. 70/1 - size 2 | 565 - 1100 | - | DXJP7012 | 158915 | 25 |
| | Tip stay arm - no. 70/2 - size 2 | 565 - 1100 | - | DXJP7022 | 158939 | 25 |
| H1 | Rebate fitted turn or tilt-only hinge | | - | DXD829 | 162653 | 50 |
| H2 | Top hinge bearing | | - | DXSZ13278 | 129694 | 100 |
| H3 | Pin for top hinge bearing | | - | DXSZ40119 | 129700 | 100 |
| H4 | Cap for top hinge bearing - white | | - | DMZ12931W | 016680 | 100 |
| H5 | Cap for top hinge sash part - white | | - | DMSZ13386W | 015911 | 100 |
| E3 | Frame plate for no. 70 | | | see chapter 4 - profile-related components | | |
| E4 | Shim for frame plate for no. 70 | | | see chapter 4 - profile-related components | | |
| I | Roller plate | | | see chapter 4 - profile-related components | | |

CHAPTER | 1
COMPANY

CHAPTER | 2
HARDWARE OVERVIEW

CHAPTER | 3
INDIVIDUAL COMPONENTS

CHAPTER | 4
PROFILE-RELATED COMPONENTS

CHAPTER | 5
INSTALLATION INSTRUCTIONS

CHAPTER | 6
IMPORTANT DETAILS

HARDWARE OVERVIEW

TILT-ONLY LEAF

with espagnolette

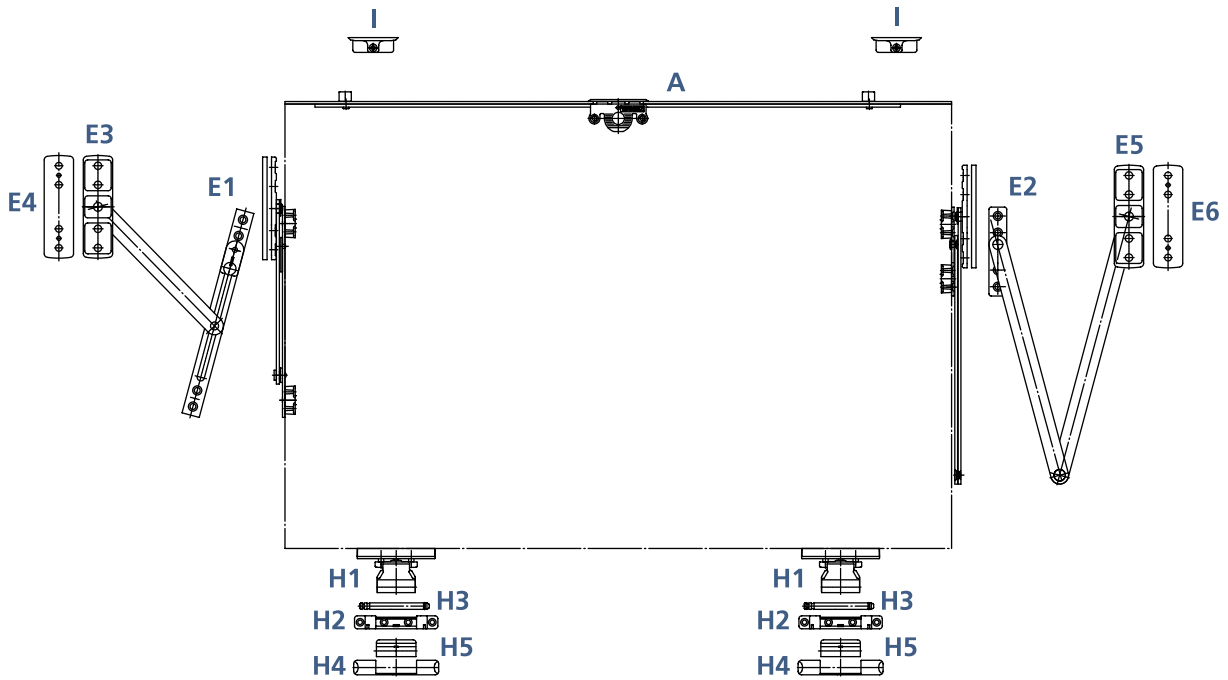
with tip stay no. 61 and security stay no. 64

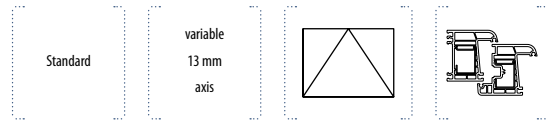
max. sash weight per cleaning stay 25 kg











variable
13 mm
axis

Standard





INDIVIDUAL PARTS

| Part | Description | Sash size | Cams | Article No. | EAN No. 4033449... |  |
|------|---------------------------------------|----------------------|---|--|-----------------------|---|
| A | Gear - 600 | 400 - 600 |  | DXKM1506 | 154542 | 10 |
| | Gear - 1000 | 601 - 1000 |  | DXKM1510 | 154566 | 10 |
| | Gear - 1200 | 1001 - 1200 |  | DXKM1512 | 154573 | 10 |
| | Gear - 1400 | 1201 - 1400 |  | DXKM1514 | 154580 | 10 |
| | Gear - 1600 | 1401 - 1600 |  | DXKM1516 | 154597 | 10 |
| | Gear - 1800 | 1601 - 1800 |  | DXKM1518 | 154603 | 10 |
| | Gear - 2000 | 1801 - 2000 |  | DXKM1520 | 154610 | 10 |
| | E1 | Tip stay - sash part | | - | DXJF61E | 158298 |
| E2 | Security stay - size 0 | 280 - 500 | - | DXJP6400 | 158311 | 25 |
| | Security stay - size 1 | 500 - 850 | - | DXJP6401 | 158328 | 25 |
| | Security stay - size 2 | 850 - 1200 | - | DXJP6402 | 158335 | 25 |
| H1 | Rebate fitted turn or tilt-only hinge | | - | DXD829 | 162653 | 50 |
| H2 | Top hinge bearing | | - | DXSZ13278 | 129694 | 100 |
| H3 | Pin for top hinge bearing | | - | DXSZ40119 | 129700 | 100 |
| H4 | Cap for top hinge bearing - white | | - | DMZ12931W | 016680 | 100 |
| H5 | Cap for top hinge sash part - white | | - | DMSZ13386W | 015911 | 100 |
| E3 | Frame plate for no. 61 | | | see chapter 4 - profile-related components | | |
| E4 | Shim for frame plate for no. 61 | | | see chapter 4 - profile-related components | | |
| E5 | Frame plate for no. 64 | | | see chapter 4 - profile-related components | | |
| E6 | Shim for frame plate for no. 64 | | | see chapter 4 - profile-related components | | |
| I | Roller plate | | | see chapter 4 - profile-related components | | |

CHAPTER | 1
COMPANYCHAPTER | 2
HARDWARE OVERVIEWCHAPTER | 3
INDIVIDUAL COMPONENTSCHAPTER | 4
PROFILE-RELATED
COMPONENTSCHAPTER | 5
INSTALLATION
INSTRUCTIONSCHAPTER | 6
IMPORTANT DETAILS

HARDWARE OVERVIEW

TILT-ONLY LEAF

with espagnolette

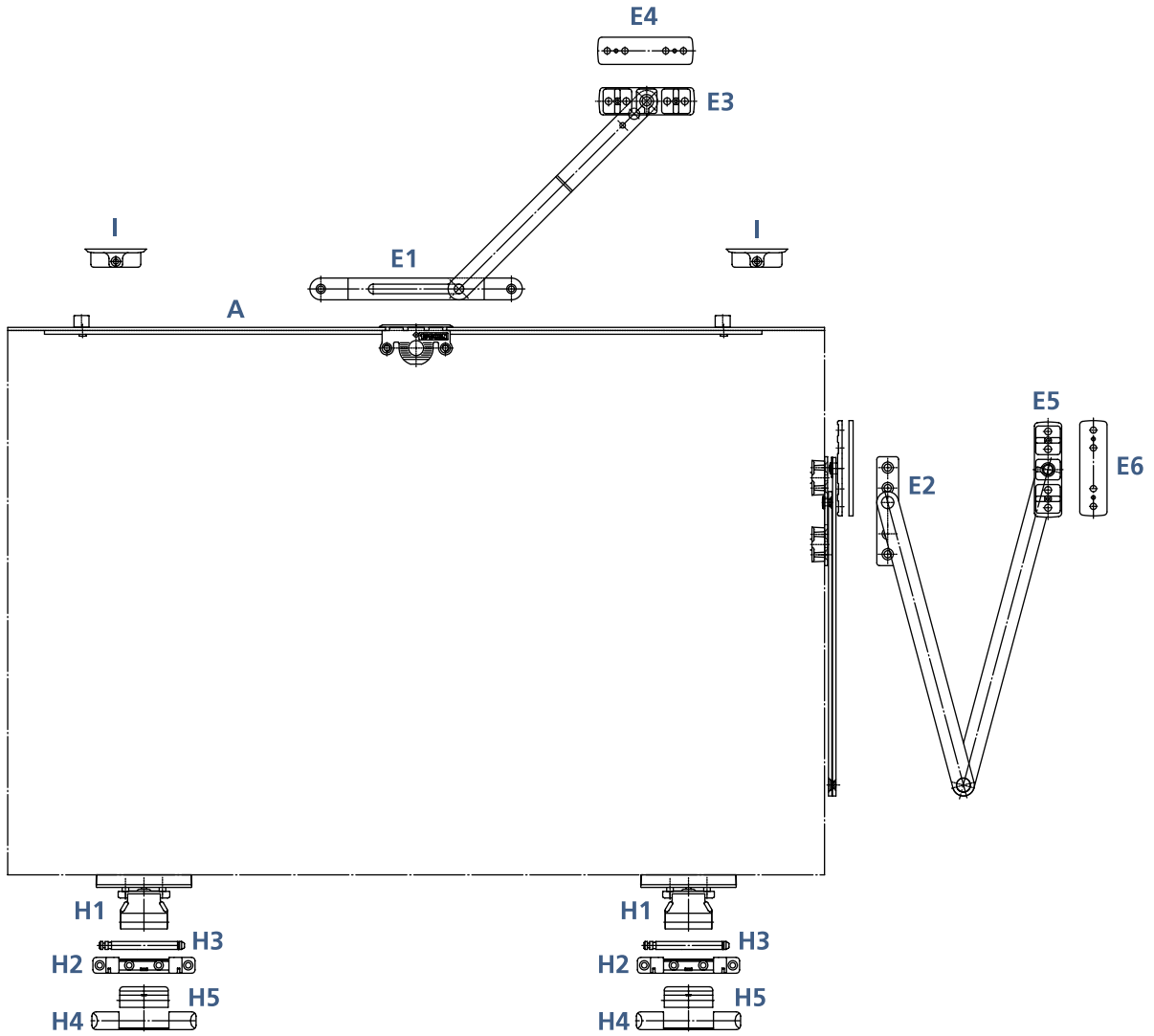
with tip stay no. 62 and security stay no. 64

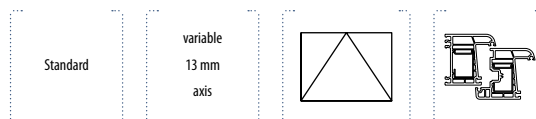
max. sash weight per cleaning stay 25 kg











variable
13 mm
axis

Standard





INDIVIDUAL PARTS

| Part | Description | Sash size | Cams | Article No. | EAN No. 4033449... |  |
|------|---------------------------------------|-------------|---|--|-----------------------|---|
| A | Gear - 600 | 400 - 600 |  | DXKM1506F | 154559 | 10 |
| | Gear - 1000 | 601 - 1000 |  | DXKM1510 | 154566 | 10 |
| | Gear - 1200 | 1001 - 1200 |  | DXKM1512 | 154573 | 10 |
| | Gear - 1400 | 1201 - 1400 |  | DXKM1514 | 154580 | 10 |
| | Gear - 1600 | 1401 - 1600 |  | DXKM1516 | 154597 | 10 |
| | Gear - 1800 | 1601 - 1800 |  | DXKM1518 | 154603 | 10 |
| | Gear - 2000 | 1801 - 2000 |  | DXKM1520 | 154610 | 10 |
| E1 | Tip stay - sash part | | - | DXJO62 | 158304 | 25 |
| E2 | Security stay - size 0 | 280 - 500 | - | DXJP6400 | 158311 | 25 |
| | Security stay - size 1 | 500 - 850 | - | DXJP6401 | 158328 | 25 |
| | Security stay - size 2 | 850 - 1200 | - | DXJP6402 | 158335 | 25 |
| H1 | Rebate fitted turn or tilt-only hinge | | - | DXD829 | 162653 | 50 |
| H2 | Top hinge bearing | | - | DXSZ13278 | 129694 | 100 |
| H3 | Pin for top hinge bearing | | - | DXSZ40119 | 129700 | 100 |
| H4 | Cap for top hinge bearing - white | | - | DMZ12931W | 016680 | 100 |
| H5 | Cap for top hinge sash part - white | | - | DMSZ13386W | 015911 | 100 |
| E3 | Frame plate for no. 62 | | | see chapter 4 - profile-related components | | |
| E4 | Shim for frame plate for no. 62 | | | see chapter 4 - profile-related components | | |
| E5 | Frame plate for no. 64 | | | see chapter 4 - profile-related components | | |
| E6 | Shim for frame plate for no. 64 | | | see chapter 4 - profile-related components | | |
| I | Roller plate | | | see chapter 4 - profile-related components | | |

CHAPTER | 1
COMPANYCHAPTER | 2
HARDWARE OVERVIEWCHAPTER | 3
INDIVIDUAL COMPONENTSCHAPTER | 4
PROFILE-RELATED
COMPONENTSCHAPTER | 5
INSTALLATION
INSTRUCTIONSCHAPTER | 6
IMPORTANT DETAILS

HARDWARE OVERVIEW

TILT-ONLY LEAF

with central lock

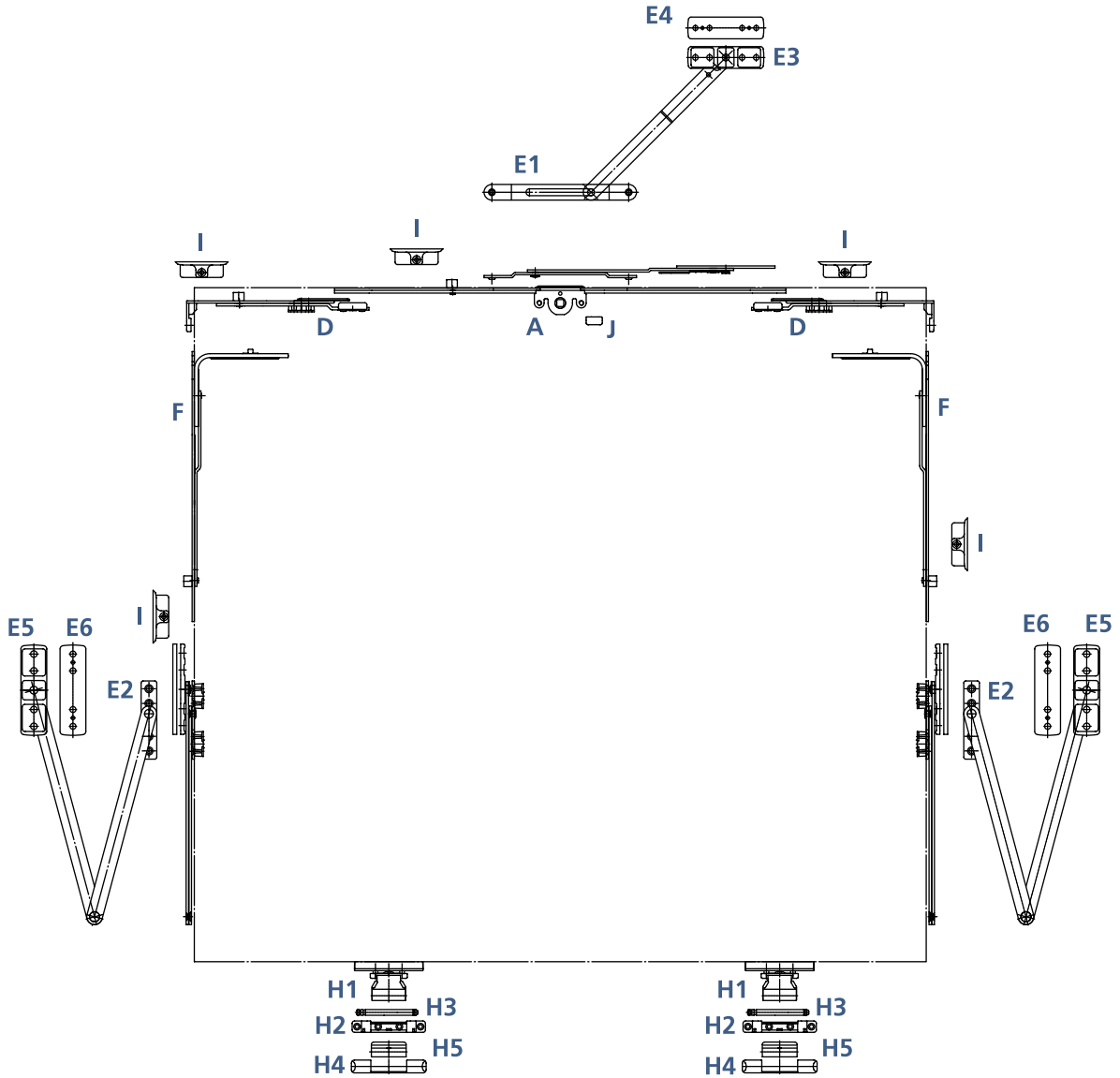
with tip stay no. 62 and security stay no. 64

max. sash weight per cleaning stay 25 kg



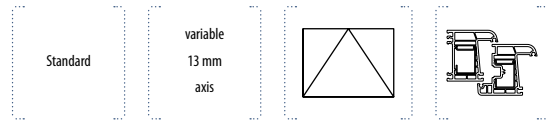
variable
13 mm
axis

Standard














OPTIONAL (further options see page 190 and following)

| Part | Description | Article No. | EAN No. 4033449... | 200 |
|------|--------------------|-------------|-----------------------|-----|
| J | Handle limiter 90° | DMZ752 | 016802 | |

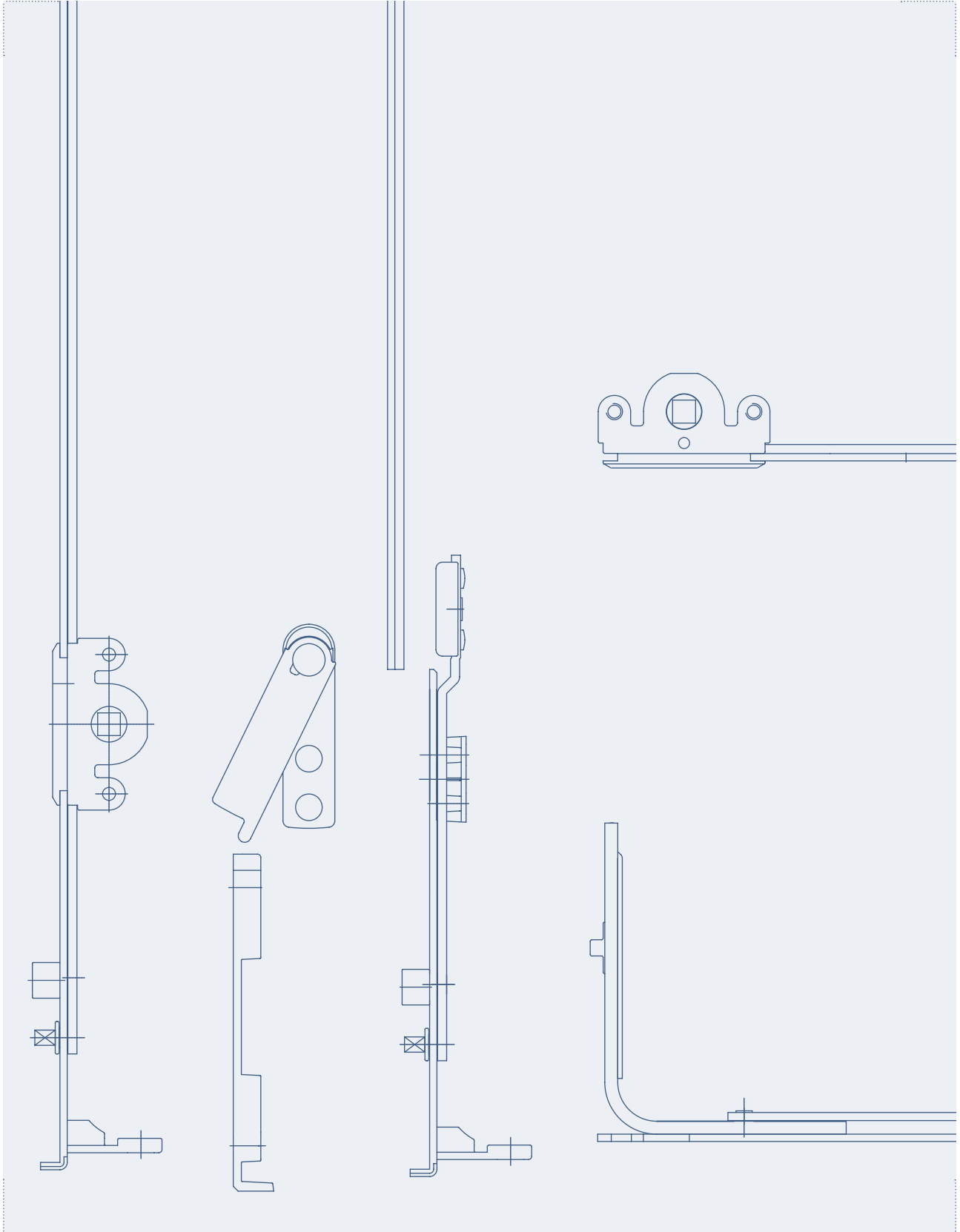


INDIVIDUAL PARTS

| Part | Description | Sash size 1 | Sash size 2 | Cams | Article No. | EAN No. 4033449... |  |
|------|---------------------------------------|-----------------|-----------------|---|--|-----------------------|---|
| A | Gear - 570 | 566 - 870 | | - | DXGV1505 | 129779 | 10 |
| | Gear - 740 | 871 - 1040 | |  | DXGV1507R | 129786 | 10 |
| | Gear - 1040 | 1041 - 1340 | |  | DXGV1510 | 128901 | 10 |
| | Gear - 1300 | 1341 - 1600 | |  | DXGV1513 | 129793 | 10 |
| | Gear - 1600 | 1601 - 1900 | |  | DXGV1516 | 129809 | 10 |
| | Gear - 1900 | 1901 - 2200 | |  | DXGV1519 | 129816 | 10 |
| D | End bolt | | |  | DXV150HR | 129939 | 50 |
| E1 | Tip stay - sash part | | | - | DXJO62 | 158304 | 25 |
| E2 | Security stay - size 0 | 280 - 500 | | - | DXJP6400 | 158311 | 25 |
| | Security stay - size 1 | 500 - 850 | | - | DXJP6401 | 158328 | 25 |
| | Security stay - size 2 | 850 - 1200 | | - | DXJP6402 | 158335 | 25 |
| F | Side and bottom bolt - 200 | 280 - 750 FFB | |  | DXV200R | 144956 | 50 |
| | Side and bottom bolt - 400 | 751 - 920 FFB | 870 - 1040 FFH |  | DXV400R | 129717 | 50 |
| | Side and bottom bolt - 600 | 921 - 1220 FFB | 1041 - 1340 FFH |  | DXV600R | 130041 | 50 |
| | Side and bottom bolt - 800 | 1221 - 1520 FFB | 1341 - 2350 FFH |  | DXV800R | 129724 | 25 |
| H1 | Rebate fitted turn or tilt-only hinge | | | - | DXD829 | 162653 | 50 |
| H2 | Top hinge bearing | | | - | DXSZ13278 | 129694 | 100 |
| H3 | Pin for top hinge bearing | | | - | DXSZ40119 | 129700 | 100 |
| H4 | Cap for top hinge bearing - white | | | - | DMZ12931W | 016680 | 100 |
| H5 | Cap for top hinge sash part - white | | | - | DMSZ13386W | 015911 | 100 |
| E3 | Frame plate for no. 62 | | | | see chapter 4 - profile-related components | | |
| E4 | Shim for frame plate for no. 62 | | | | see chapter 4 - profile-related components | | |
| E5 | Frame plate for no. 64 | | | | see chapter 4 - profile-related components | | |
| E6 | Shim for frame plate for no. 64 | | | | see chapter 4 - profile-related components | | |
| I | Roller plate | | | | see chapter 4 - profile-related components | | |

CHAPTER | 1
COMPANYCHAPTER | 2
HARDWARE OVERVIEWCHAPTER | 3
INDIVIDUAL COMPONENTSCHAPTER | 4
PROFILE-RELATED
COMPONENTSCHAPTER | 5
INSTALLATION
INSTRUCTIONSCHAPTER | 6
IMPORTANT DETAILS

INDIVIDUAL COMPONENTS



CHAPTER | 1
COMPANY

CHAPTER | 2
HARDWARE OVERVIEW

CHAPTER | 3
INDIVIDUAL COMPONENTS

CHAPTER | 4
PROFILE-RELATED COMPONENTS

CHAPTER | 5
INSTALLATION INSTRUCTIONS

CHAPTER | 6
IMPORTANT DETAILS

INDIVIDUAL
COMPONENTS

INDEX OF CONTENTS

| | | |
|---------------------------------|--------------------------------------|-----------------|
| GEARS | | PAGE 112 |
| | ↳ Tilt & Turn gear | Page 112 |
| | ↳ Rebate lever gear | Page 122 |
| | ↳ Espagnolette | Page 125 |
| CORNER DRIVES | | PAGE 128 |
| | ↳ Standard | Page 128 |
| | ↳ Basic Security | Page 131 |
| | ↳ Certified Security | Page 136 |
| TIP UNITS | | PAGE 140 |
| | ↳ Tilt & Turn and Turn-Only | Page 140 |
| END BOLTS | | PAGE 142 |
| | ↳ Turn and arched leafs | Page 142 |
| | ↳ End bolt for slave leaf | Page 143 |
| STAYS | | PAGE 144 |
| | ↳ Tilt & Turn | Page 144 |
| | ↳ Second stay tilt & turn | Page 145 |
| | ↳ Tilt & Turn angled window | Page 146 |
| | ↳ Tilt before turn TIPSAFE | Page 147 |
| | ↳ Top hinge bearing and caps | Page 148 |
| | ↳ Arched windows | Page 150 |
| | ↳ Tilt-Only leaf | Page 151 |
| | ↳ Friction stay | Page 156 |
| BOLTS | | PAGE 158 |
| | ↳ Side and bottom bolts | Page 158 |
| | ↳ Additional bolts | Page 163 |
| | ↳ Connecting rails | Page 164 |
| | ↳ Bolts for arched windows | Page 165 |
| | ↳ Extensions | Page 166 |
| BOTTOM HINGES | | PAGE 168 |
| | ↳ 3DV-100 kg | Page 168 |
| | ↳ 3DV-130 kg | Page 170 |
| | ↳ 3DV-100 kg / 14 mm higher position | Page 172 |
| | ↳ 2DV-80 kg | Page 174 |
| | ↳ 2DV-100 kg | Page 176 |
| | ↳ Rebate fitted hinge 3DV-80 kg | Page 178 |
| | ↳ Rebate fitted hinge 3DV-100 kg | Page 180 |
| TURN OR TILT-ONLY HINGES | | PAGE 182 |
| | ↳ Hinges and caps | Page 182 |

INDEX OF CONTENTS

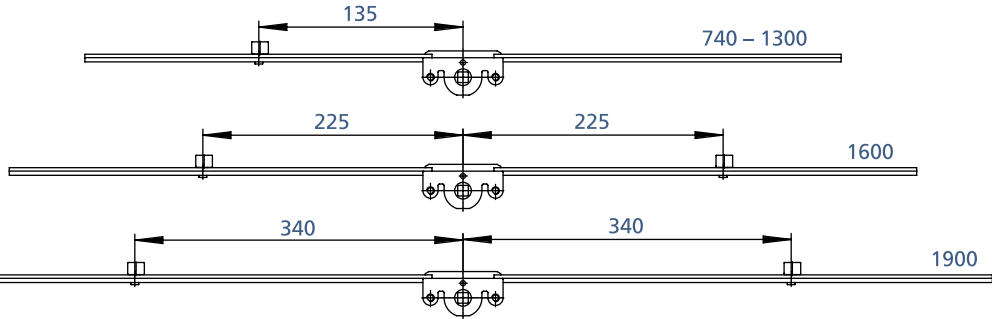
| | |
|---------------------------------------|----------|
| PROFILE-RELATED COMPONENTS | PAGE 186 |
| OPTIONAL ACCESSORIES | PAGE 190 |
| INSTALLATION AND MAINTENANCE PRODUCTS | PAGE 196 |
| ▶ Drilling jigs for frames | Page 196 |
| ▶ Drilling jigs for sashes | Page 198 |
| ▶ Jigs for striker | Page 199 |
| ▶ Jigs | Page 203 |
| ▶ Cropper | Page 204 |
| ▶ Slave and Allen keys | Page 205 |
| ▶ Maintenance spray | Page 207 |

CHAPTER | 1
COMPANYCHAPTER | 2
HARDWARE OVERVIEWCHAPTER | 3
INDIVIDUAL COMPONENTSCHAPTER | 4
PROFILE-RELATED
COMPONENTSCHAPTER | 5
INSTALLATION
INSTRUCTIONSCHAPTER | 6
IMPORTANT DETAILS

INDIVIDUAL COMPONENTS

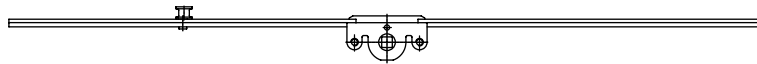
GEARS

Tilt & Turn gear
variable handle height
15 mm backset



15 MM BACKSET | WITH ROLLER CAMS

| Size | Application range | Cams | Article No. | EAN No. 4033449... | | |
|------|-------------------|------|-------------|-----------------------|----|-------|
| 570 | 566 - 870 | - | DXGV1505 | 129779 | 10 | 0,298 |
| 740 | 871 - 1040 | | DXGV1507R | 129786 | 10 | 0,363 |
| 1040 | 1041 - 1340 | | DXGV1510 | 128901 | 10 | 0,497 |
| 1300 | 1341 - 1600 | | DXGV1513 | 129793 | 10 | 0,634 |
| 1600 | 1601 - 1900 | | DXGV1516 | 129809 | 10 | 0,772 |
| 1900 | 1901 - 2200 | | DXGV1519 | 129816 | 10 | 0,919 |



15 MM BACKSET | WITH MUSHROOM CAMS

| Size | Application range | Cams | Article No. | EAN No. 4033449... | | |
|------|-------------------|------|-------------|-----------------------|----|-------|
| 740 | 871 - 1040 | | DXGV1507P | 148114 | 10 | 0,366 |
| 1040 | 1041 - 1340 | | DXGV1510P | 148121 | 10 | 0,500 |
| 1300 | 1341 - 1600 | | DXGV1513P | 144048 | 10 | 0,634 |
| 1600 | 1601 - 1900 | | DXGV1516P | 147636 | 10 | 0,770 |
| 1900 | 1901 - 2200 | | DXGV1519P | 147643 | 10 | 0,919 |

Part group A

Part group B

Part group C

Part group C

Part group E

Part group F

Part group G

Part group H

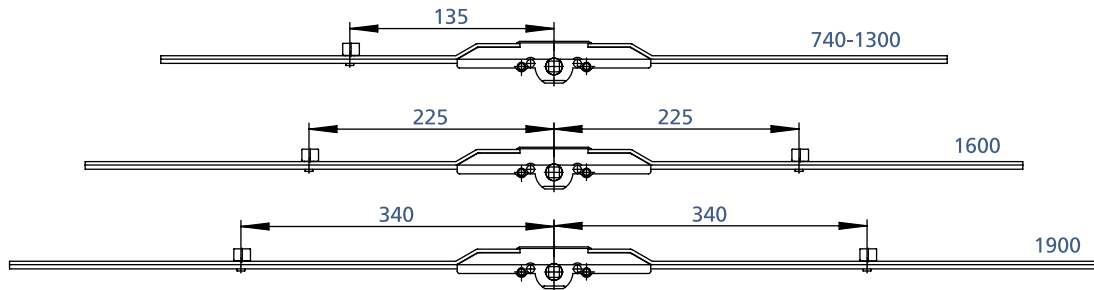
Part group I

Part group J

Part group K

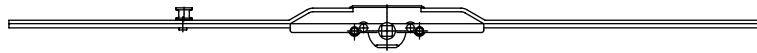
GEARS

Tilt & Turn gear
variable handle height
7 mm backset



7 MM BACKSET | WITH ROLLER CAMS

| Size | Application range | Cams | Article No. | EAN No. 4033449... | | |
|------|-------------------|------|-------------|-----------------------|----|-------|
| 520 | 520 - 820 | - | DXGV705 | 147650 | 10 | 0,313 |
| 740 | 821 - 1040 | | DXGV707R | 147674 | 10 | 0,387 |
| 1040 | 1041 - 1340 | | DXGV710 | 147681 | 10 | 0,514 |
| 1300 | 1341 - 1600 | | DXGV713 | 147698 | 10 | 0,660 |
| 1600 | 1601 - 1900 | | DXGV716 | 147704 | 10 | 0,772 |
| 1900 | 1901 - 2200 | | DXGV719 | 147711 | 10 | 0,956 |



7 MM BACKSET | WITH MUSHROOM CAMS

| Size | Application range | Cams | Article No. | EAN No. 4033449... | | |
|------|-------------------|------|-------------|-----------------------|----|-------|
| 740 | 821 - 1040 | | DXGV707P | 148138 | 10 | 0,387 |
| 1040 | 1041 - 1340 | | DXGV710P | 148145 | 10 | 0,514 |
| 1300 | 1341 - 1600 | | DXGV713P | 148152 | 10 | 0,658 |
| 1600 | 1601 - 1900 | | DXGV716P | 148169 | 10 | 0,772 |
| 1900 | 1901 - 2200 | | DXGV719P | 148176 | 10 | 0,956 |

CHAPTER | 1
COMPANY

CHAPTER | 2
HARDWARE OVERVIEW

CHAPTER | 3
INDIVIDUAL COMPONENTS

CHAPTER | 4
PROFILE-RELATED COMPONENTS

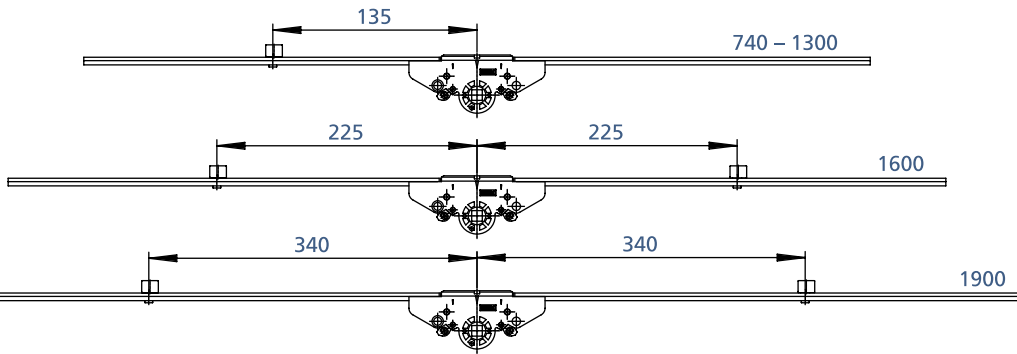
CHAPTER | 5
INSTALLATION INSTRUCTIONS

CHAPTER | 6
IMPORTANT DETAILS

INDIVIDUAL COMPONENTS

GEARS

Tilt & Turn gear
variable handle height
higher backsets



- Part group A
- Part group B
- Part group C
- Part group C
- Part group E
- Part group F
- Part group G
- Part group H
- Part group I
- Part group J
- Part group K

25 MM BACKSET | WITH ROLLER CAMS

| Size | Application range | Cams | Article No. | EAN No. 4033449... | | |
|------|-------------------|------|-------------|--------------------|----|-------|
| 570 | 566 - 870 | - | DXGV2505 | 148459 | 10 | 0,320 |
| 740 | 871 - 1040 | | DXGV2507R | 148473 | 10 | 0,390 |
| 1040 | 1041 - 1340 | | DXGV2510R | 148497 | 10 | 0,500 |
| 1300 | 1341 - 1600 | | DXGV2513R | 148510 | 10 | 0,660 |
| 1600 | 1601 - 1900 | | DXGV2516R | 148534 | 10 | 0,800 |
| 1900 | 1901 - 2200 | | DXGV2519R | 148558 | 10 | 0,950 |

30 MM BACKSET | WITH ROLLER CAMS

| Size | Application range | Cams | Article No. | EAN No. 4033449... | | |
|------|-------------------|------|-------------|--------------------|----|-------|
| 570 | 566 - 870 | - | DXGV3005 | 148565 | 10 | 0,320 |
| 740 | 871 - 1040 | | DXGV3007R | 148589 | 10 | 0,390 |
| 1040 | 1041 - 1340 | | DXGV3010R | 148602 | 10 | 0,500 |
| 1300 | 1341 - 1600 | | DXGV3013R | 148626 | 10 | 0,660 |
| 1600 | 1601 - 1900 | | DXGV3016R | 148640 | 10 | 0,800 |
| 1900 | 1901 - 2200 | | DXGV3019R | 148664 | 10 | 0,950 |








35 MM BACKSET | WITH ROLLER CAMS

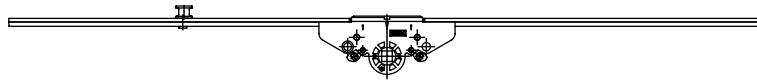
| Size | Application range | Cams | Article No. | EAN No. 4033449... | | |
|------|-------------------|------|-------------|--------------------|----|-------|
| 570 | 566 - 870 | - | DXGV3505 | 148671 | 10 | 0,320 |
| 740 | 871 - 1040 | | DXGV3507R | 148695 | 10 | 0,390 |
| 1040 | 1041 - 1340 | | DXGV3510R | 148718 | 10 | 0,500 |
| 1300 | 1341 - 1600 | | DXGV3513R | 144062 | 10 | 0,660 |
| 1600 | 1601 - 1900 | | DXGV3516R | 148732 | 10 | 0,800 |
| 1900 | 1901 - 2200 | | DXGV3519R | 148756 | 10 | 0,950 |

GEARS








Tilt & Turn gear
variable handle height
higher backsets

40 MM BACKSET | WITH ROLLER CAMS








| Size | Application range | Cams | Article No. | EAN No. 4033449... |  |  |
|------|-------------------|---|-------------|-----------------------|---|---|
| 570 | 566 - 870 | - | DXGV4005 | 148763 | 10 | 0,320 |
| 740 | 871 - 1040 |  | DXGV4007R | 148787 | 10 | 0,390 |
| 1040 | 1041 - 1340 |  | DXGV4010R | 148800 | 10 | 0,500 |
| 1300 | 1341 - 1600 |  | DXGV4013R | 148824 | 10 | 0,660 |
| 1600 | 1601 - 1900 |  | DXGV4016R | 148848 | 10 | 0,800 |
| 1900 | 1901 - 2200 |  | DXGV4019R | 148862 | 10 | 0,950 |









25 MM BACKSET | WITH MUSHROOM CAMS

| Size | Application range | Cams | Article No. | EAN No. 4033449... |  |  |
|------|-------------------|---|-------------|-----------------------|--|--|
| 740 | 871 - 1040 |  | DXGV2507P | 148466 | 10 | 0,323 |
| 1040 | 1041 - 1340 |  | DXGV2510P | 148480 | 10 | 0,503 |
| 1300 | 1341 - 1600 |  | DXGV2513P | 148503 | 10 | 0,663 |
| 1600 | 1601 - 1900 |  | DXGV2516P | 148527 | 10 | 0,805 |
| 1900 | 1901 - 2200 |  | DXGV2519P | 148541 | 10 | 0,955 |

30 MM BACKSET | WITH MUSHROOM CAMS

| Size | Application range | Cams | Article No. | EAN No. 4033449... |  |  |
|------|-------------------|---|-------------|-----------------------|---|---|
| 740 | 871 - 1040 |  | DXGV3007P | 148572 | 10 | 0,393 |
| 1040 | 1041 - 1340 |  | DXGV3010P | 148596 | 10 | 0,503 |
| 1300 | 1341 - 1600 |  | DXGV3013P | 148619 | 10 | 0,660 |
| 1600 | 1601 - 1900 |  | DXGV3016P | 148633 | 10 | 0,805 |
| 1900 | 1901 - 2200 |  | DXGV3019P | 148657 | 10 | 0,955 |

35 MM BACKSET | WITH MUSHROOM CAMS

| Size | Application range | Cams | Article No. | EAN No. 4033449... |  |  |
|------|-------------------|---|-------------|-----------------------|---|---|
| 740 | 871 - 1040 |  | DXGV3507P | 148688 | 10 | 0,393 |
| 1040 | 1041 - 1340 |  | DXGV3510P | 148701 | 10 | 0,503 |
| 1300 | 1341 - 1600 |  | DXGV3513P | 144055 | 10 | 0,663 |
| 1600 | 1601 - 1900 |  | DXGV3516P | 148725 | 10 | 0,805 |
| 1900 | 1901 - 2200 |  | DXGV3519P | 148749 | 10 | 0,955 |

INDIVIDUAL COMPONENTS

GEARS

Tilt & Turn gear
variable handle height
higher backsets

40 MM BACKSET | WITH MUSHROOM CAMS

Part group
A

Part group
B

Part group
C

Part group
C

Part group
E

Part group
F








Part group
G

Part group
H

Part group
I

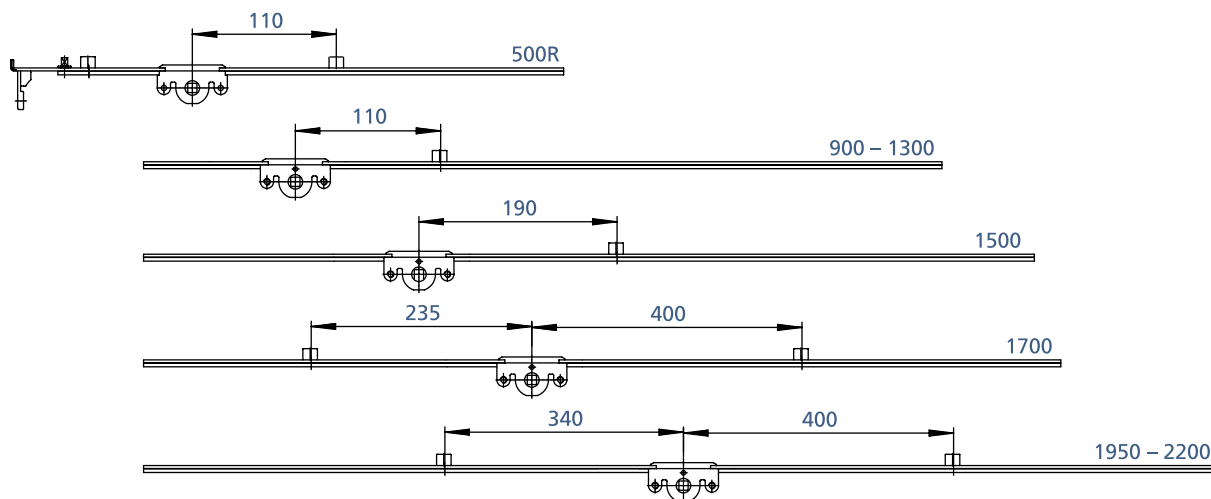
Part group
J

Part group
K

| Size | Application range | Cams | Article No. | EAN No. 4033449... |  |  |
|------|-------------------|---|-------------|-----------------------|---|---|
| 740 | 871 - 1040 |  | DXGV4007P | 148770 | 10 | 0,393 |
| 1040 | 1041 - 1340 |  | DXGV4010P | 148794 | 10 | 0,503 |
| 1300 | 1341 - 1600 |  | DXGV4013P | 148817 | 10 | 0,663 |
| 1600 | 1601 - 1900 |  | DXGV4016P | 148831 | 10 | 0,805 |
| 1900 | 1901 - 2200 |  | DXGV4019P | 148855 | 10 | 0,955 |

GEARS

Tilt & Turn gear
 fixed handle height
 15 mm backset



15 MM BACKSET | WITH ROLLER CAMS

| Size | Application range | Handle height | Cams | Article No. | EAN No. 4033449... | | |
|------|-------------------|---------------|------|-------------|-----------------------|----|-------|
| 410 | 300 - 565 | 130 | - | DXGK1504 | 129441 | 10 | 0,241 |
| 500 | 566 - 650 | 130 | | DXGK1505R | 129465 | 10 | 0,283 |
| 500 | 566 - 650 | 200 | - | DXGK15052 | 138481 | 10 | 0,280 |
| 700 | 651 - 850 | 300 | - | DXGK1507 | 129403 | 10 | 0,368 |
| 900 | 851 - 1050 | 400 | | DXGK1509 | 129472 | 10 | 0,460 |
| 1100 | 1051 - 1250 | 500 | | DXGK15115 | 129489 | 10 | 0,553 |
| 1300 | 1251 - 1450 | 500 | | DXGK1513 | 138498 | 10 | 0,547 |
| 1500 | 1451 - 1650 | 600 | | DXGK15156 | 138504 | 10 | 0,639 |
| 1700 | 1651 - 1850 | 700 | | DXGK15177 | 138511 | 10 | 0,733 |
| 1950 | 1851 - 2100 | 1050 | | DXGK1519 | 138528 | 10 | 0,850 |
| 2200 | 2101 - 2350 | 1050 | | DXGK1522 | 138535 | 10 | 0,943 |



15 MM BACKSET | WITH MUSHROOM CAMS

| Size | Application range | Handle height | Cams | Article No. | EAN No. 4033449... | | |
|------|-------------------|---------------|------|-------------|-----------------------|----|-------|
| 500 | 566 - 650 | 130 | | DXGK1505P | 147896 | 10 | 0,286 |
| 900 | 851 - 1050 | 400 | | DXGK1509P | 149234 | 10 | 0,463 |
| 1100 | 1051 - 1250 | 500 | | DXGK15115P | 147629 | 10 | 0,559 |
| 1300 | 1251 - 1450 | 500 | | DXGK1513P | 147902 | 10 | 0,547 |
| 1500 | 1451 - 1650 | 600 | | DXGK15156P | 147919 | 10 | 0,639 |
| 1700 | 1651 - 1850 | 700 | | DXGK15177P | 147926 | 10 | 0,733 |
| 1950 | 1851 - 2100 | 1050 | | DXGK1519P | 147933 | 10 | 0,850 |
| 2200 | 2101 - 2350 | 1050 | | DXGK1522P | 147940 | 10 | 0,943 |

CHAPTER | 1
COMPANY

CHAPTER | 2
HARDWARE OVERVIEW

CHAPTER | 3
INDIVIDUAL COMPONENTS

CHAPTER | 4
PROFILE-RELATED COMPONENTS

CHAPTER | 5
INSTALLATION INSTRUCTIONS

CHAPTER | 6
IMPORTANT DETAILS

INDIVIDUAL COMPONENTS

GEARS

Tilt & Turn gear
 fixed handle height
 15 mm backset

Part group
A

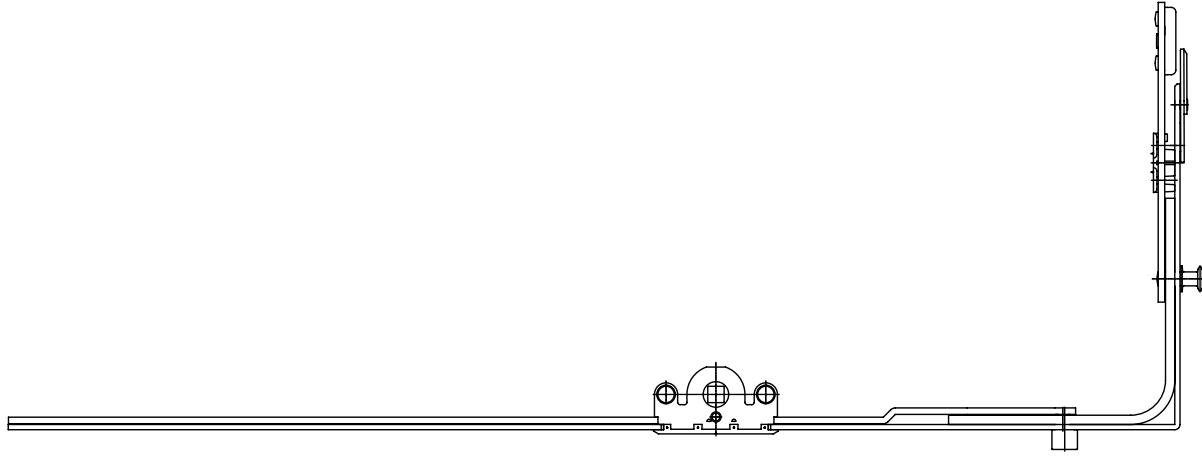
Part group
B

Part group
C

Part group
C

Part group
E

Part group
F



15 MM BACKSET

| Size | Application range | Strike plates | Article No. | EAN No. 4033449... |  |  |
|------|-------------------|---------------|-------------|-----------------------|--|--|
| 500 | 566 - 650 | - | DXGK15500R | 172454 | 25 | 0,410 |

Part group
G

Part group
H

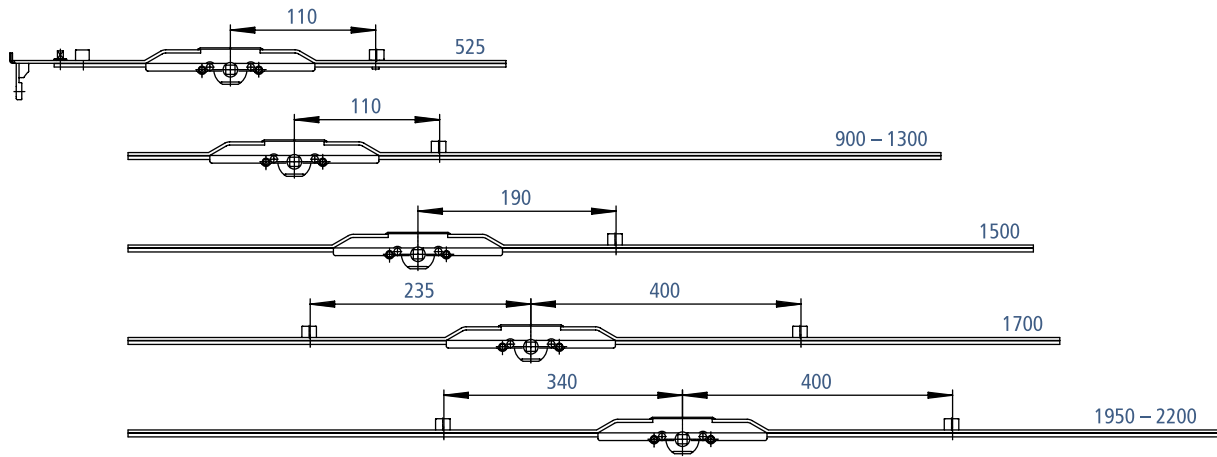
Part group
I

Part group
J

Part group
K

GEARS

Tilt & Turn gear
 fixed handle height
 7 mm backset



CHAPTER | 1
COMPANY

CHAPTER | 2
HARDWARE OVERVIEW

7 MM BACKSET | WITH ROLLER CAMS

| Size | Application range | Handle height | Cams | Article No. | EAN No. 4033449... | | |
|------|-------------------|---------------|------|-------------|-----------------------|----|-------|
| 525 | 365 - 475 | 170 | - | DXGK705 | 147957 | 10 | 0,284 |
| 525 | 476 - 675 | 170 | | DXGK705R | 147971 | 10 | 0,284 |
| 700 | 651 - 850 | 300 | - | DXGK707 | 147988 | 10 | 0,305 |
| 900 | 851 - 1050 | 400 | | DXGK709 | 129502 | 10 | 0,385 |
| 1100 | 1051 - 1250 | 500 | | DXGK711 | 147995 | 10 | 0,472 |
| 1300 | 1251 - 1450 | 500 | | DXGK713 | 148015 | 10 | 0,566 |
| 1500 | 1451 - 1650 | 600 | | DXGK715 | 148039 | 10 | 0,675 |
| 1700 | 1651 - 1850 | 700 | | DXGK717 | 148053 | 10 | 0,755 |
| 1950 | 1851 - 2100 | 1050 | | DXGK719 | 148077 | 10 | 0,875 |
| 2200 | 2101 - 2350 | 1050 | | DXGK722 | 148091 | 10 | 0,979 |

CHAPTER | 3
INDIVIDUAL COMPONENTS

CHAPTER | 4
PROFILE-RELATED COMPONENTS



7 MM BACKSET | WITH MUSHROOM CAMS

| Size | Application range | Handle height | Cams | Article No. | EAN No. 4033449... | | |
|------|-------------------|---------------|------|-------------|-----------------------|----|-------|
| 525 | 476 - 675 | 170 | | DXGK705P | 147964 | 10 | 0,284 |
| 900 | 851 - 1050 | 400 | | DXGK709P | 144574 | 10 | 0,385 |
| 1100 | 1051 - 1250 | 500 | | DXGK711P | 148008 | 10 | 0,472 |
| 1300 | 1251 - 1450 | 500 | | DXGK713P | 148022 | 10 | 0,566 |
| 1500 | 1451 - 1650 | 600 | | DXGK715P | 148046 | 10 | 0,675 |
| 1700 | 1651 - 1850 | 700 | | DXGK717P | 148060 | 10 | 0,755 |
| 1950 | 1851 - 2100 | 1050 | | DXGK719P | 148084 | 10 | 0,875 |
| 2200 | 2101 - 2350 | 1050 | | DXGK722P | 148107 | 10 | 0,979 |

CHAPTER | 5
INSTALLATION INSTRUCTIONS

CHAPTER | 6
IMPORTANT DETAILS

INDIVIDUAL COMPONENTS

GEARS

Tilt & Turn gear
 fixed handle height
 lockable

Part group A

Part group B

Part group C

Part group C

Part group E

Part group F

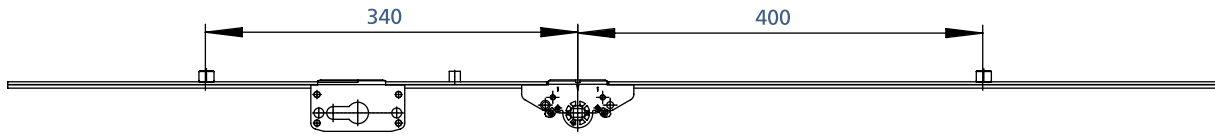
Part group G

Part group H

Part group I

Part group J

Part group K



25 MM BACKSET | WITH ROLLER CAMS

| Size | Application range | Handle height | Cams | Article No. | EAN No. | | |
|------|-------------------|---------------|------|-------------|------------|--------|-----------|
| 1900 | 1850 - 2100 | 1050 | | DXGK2518R | 4033449... | 148381 | 10 1,127 |

30 MM BACKSET | WITH ROLLER CAMS

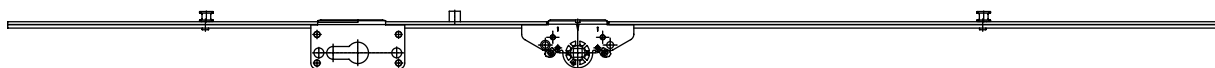
| Size | Application range | Handle height | Cams | Article No. | EAN No. | | |
|------|-------------------|---------------|------|-------------|------------|--------|-----------|
| 1900 | 1850 - 2100 | 1050 | | DXGK3018R | 4033449... | 148404 | 10 1,127 |

35 MM BACKSET | WITH ROLLER CAMS

| Size | Application range | Handle height | Cams | Article No. | EAN No. | | |
|------|-------------------|---------------|------|-------------|------------|--------|-----------|
| 1900 | 1850 - 2100 | 1050 | | DXGK3518R | 4033449... | 148428 | 10 1,127 |

40 MM BACKSET | WITH ROLLER CAMS

| Size | Application range | Handle height | Cams | Article No. | EAN No. | | |
|------|-------------------|---------------|------|-------------|------------|--------|-----------|
| 1900 | 1850 - 2100 | 1050 | | DXGK4018R | 4033449... | 148442 | 10 1,127 |



25 MM BACKSET | WITH MUSHROOM CAMS

| Size | Application range | Handle height | Cams | Article No. | EAN No. | | |
|------|-------------------|---------------|------|-------------|------------|--------|-----------|
| 1900 | 1850 - 2100 | 1050 | | DXGK2518P | 4033449... | 148374 | 10 1,132 |

30 MM BACKSET | WITH MUSHROOM CAMS

| Size | Application range | Handle height | Cams | Article No. | EAN No. | | |
|------|-------------------|---------------|------|-------------|------------|--------|-----------|
| 1900 | 1850 - 2100 | 1050 | | DXGK3018P | 4033449... | 148398 | 10 1,132 |

35 MM BACKSET | WITH MUSHROOM CAMS

| Size | Application range | Handle height | Cams | Article No. | EAN No. | | |
|------|-------------------|---------------|------|-------------|------------|--------|-----------|
| 1900 | 1850 - 2100 | 1050 | | DXGK3518P | 4033449... | 148411 | 10 1,132 |

GEARS

Tilt & Turn gear
 fixed handle height
 lockable

40 MM BACKSET | WITH MUSHROOM CAMS

| Size | Application range | Handle height | Cams | Article No. | EAN No. 4033449... |  |  |
|------|-------------------|---------------|---|-------------|-----------------------|---|---|
| 1900 | 1850 - 2100 | 1050 |  | DXGK4018P | 148435 | 10 | 1,132 |

CHAPTER | 1
COMPANY

CHAPTER | 2
HARDWARE OVERVIEW

CHAPTER | 3
INDIVIDUAL COMPONENTS

CHAPTER | 4
PROFILE-RELATED COMPONENTS

CHAPTER | 5
INSTALLATION INSTRUCTIONS

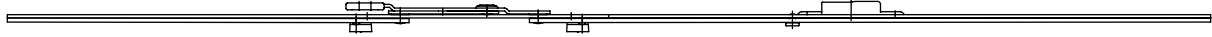
CHAPTER | 6
IMPORTANT DETAILS

INDIVIDUAL COMPONENTS

GEARS



Rebate lever gear
variable handle height
for opposite Euro groove

Part group
A



Part group
B

REBATE LEVER GEAR | EQUIPPED WITH A MOVABLE ROLLER/MUSHROOM PLATE

| Size | Application range | Strike plates | Article No. | EAN No. 4033449... |  |  |
|------|-------------------|---------------|-------------|-----------------------|---|---|
| 700 | 700 - 870 | - | DXDP07V | 156843 | 10 | 0,309 |
| 820 | 871 - 1040 | 1 | DXDP08V | 168006 | 10 | 0,309 |
| 1040 | 1041 - 1340 | 1 | DXDP10V | 142594 | 10 | 0,443 |
| 1300 | 1341 - 1600 | 1 | DXDP13V | 156881 | 10 | 0,595 |
| 1600 | 1601 - 1900 | 2 | DXDP16V | 156904 | 10 | 0,714 |
| 1900 | 1901 - 2200 | 2 | DXDP19V | 156935 | 10 | 0,882 |

Part group
C

Part group
E

Part group
F

Part group
G

Part group
H

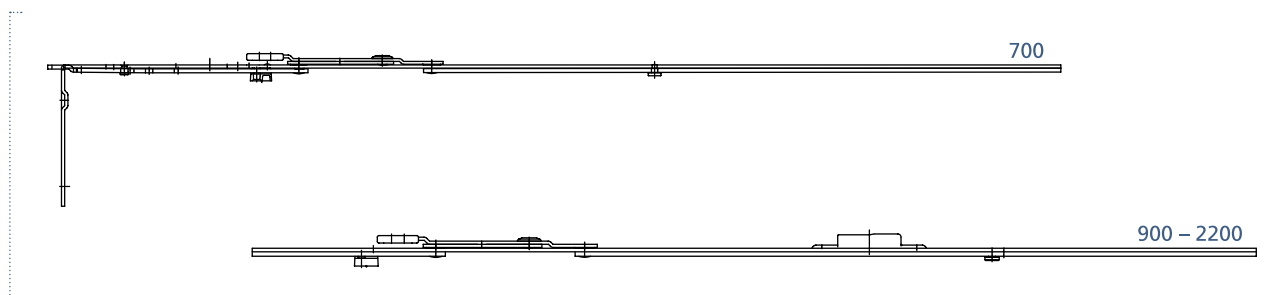
Part group
I

Part group
J



Part group
K

GEARS

Rebate lever gear
fixed handle height
for opposite Euro groove



REBATE LEVER GEAR | EQUIPPED WITH A MOVABLE ROLLER/MUSHROOM PLATE

| Size | Application range | Strike plates | Article No. | EAN No. 4033449... |  |  |
|------|-------------------|---------------|-------------|-----------------------|---|---|
| 700 | 650 - 850 | - | DXDP07K | 156836 | 10 | 0,309 |
| 900 | 851 - 1050 | 1 | DXDP09K | 156850 | 10 | 0,401 |
| 1100 | 1051 - 1250 | 1 | DXDP11K | 156867 | 10 | 0,500 |
| 1300 | 1251 - 1450 | 1 | DXDP13K | 156874 | 10 | 0,587 |
| 1500 | 1451 - 1650 | 1 | DXDP15K | 156898 | 10 | 0,668 |
| 1700 | 1651 - 1850 | 2 | DXDP17K | 156911 | 10 | 0,802 |
| 1950 | 1851 - 2100 | 2 | DXDP19K | 156928 | 10 | 0,923 |
| 2200 | 2101 - 2350 | 2 | DXDP22K | 156942 | 10 | 1,042 |

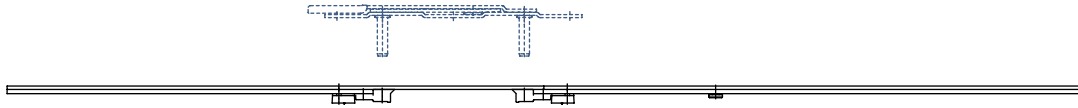
INDIVIDUAL COMPONENTS

GEARS

Rebate lever gear
variable handle height
for concealed groove

Part group
A

Part group
B



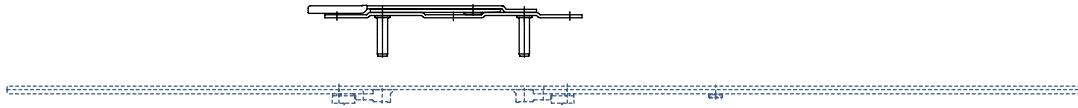
Part group
C

REBATE LEVER GEAR

| Size | Application range | Article No. | EAN No. 4033449... | | |
|------|-------------------|-------------|-----------------------|----|-------|
| 700 | 700 - 770 | DXPM07V | 161151 | 10 | 0,309 |
| 770 | 771 - 1000 | DXPM077V | 161144 | 10 | 0,320 |
| 1000 | 1001 - 1300 | DXPM10V | 141269 | 10 | 0,443 |
| 1300 | 1301 - 1600 | DXPM13V | 165371 | 10 | 0,595 |
| 1600 | 1601 - 1900 | DXPM16V | 161168 | 10 | 0,714 |
| 1900 | 1901 - 2200 | DXPM19V | 161175 | 10 | 0,882 |

Part group
F

Part group
G



Part group
H

HANDLE FOR REBATE LEVER GEAR

| Specification | Article No. | EAN No. 4033449... | | |
|---|-------------|-----------------------|----|-------|
| Mullion thickness 0 - 17 mm - pin length 25 mm | DXPMG52 | 161182 | 50 | 0,108 |
| Mullion thickness 18 - 37 mm - pin length 45 mm | DXPMG95 | 161199 | 50 | 0,108 |

Part group
I

Part group
J

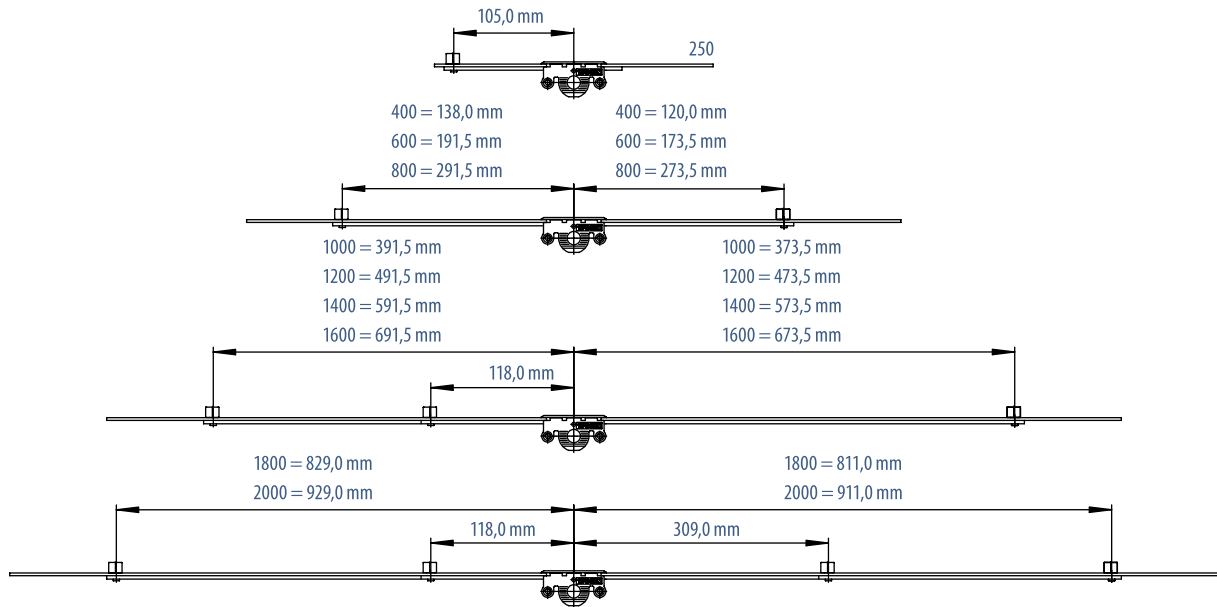
Part group
K

GEARS

Espagnolette

for turn-only and tilt-only leaves

15 mm backset | faceplate length fix



15 MM BACKSET | WITH ROLLER CAMS

| Size | Application range | Cams | Article No. | EAN No. 4033449... | | |
|------|-------------------|------|-------------|-----------------------|----|-------|
| 250 | 250 - 400 | | DXKM150250 | 136746 | 10 | 0,143 |
| 400 | 401 - 600 | | DXKM150400 | 136753 | 10 | 0,209 |
| 600 | 601 - 800 | | DXKM150600 | 136760 | 10 | 0,284 |
| 800 | 801 - 1000 | | DXKM150800 | 136777 | 10 | 0,388 |
| 1000 | 1001 - 1200 | | DXKM151000 | 136784 | 10 | 0,678 |
| 1200 | 1201 - 1400 | | DXKM151200 | 136791 | 10 | 0,567 |
| 1400 | 1401 - 1600 | | DXKM151400 | 136807 | 10 | 0,671 |
| 1600 | 1601 - 1800 | | DXKM151600 | 136814 | 10 | 0,731 |
| 1800 | 1801 - 2000 | | DXKM151800 | 136821 | 10 | 0,860 |
| 2000 | 2001 - 2200 | | DXKM152000 | 142853 | 10 | 0,977 |

INDIVIDUAL COMPONENTS

GEARS

Espagnolette

for turn-only and tilt-only leaves

15 mm backset | faceplate length croppable

Part group A

Part group B

Part group C

Part group C

Part group E

Part group F

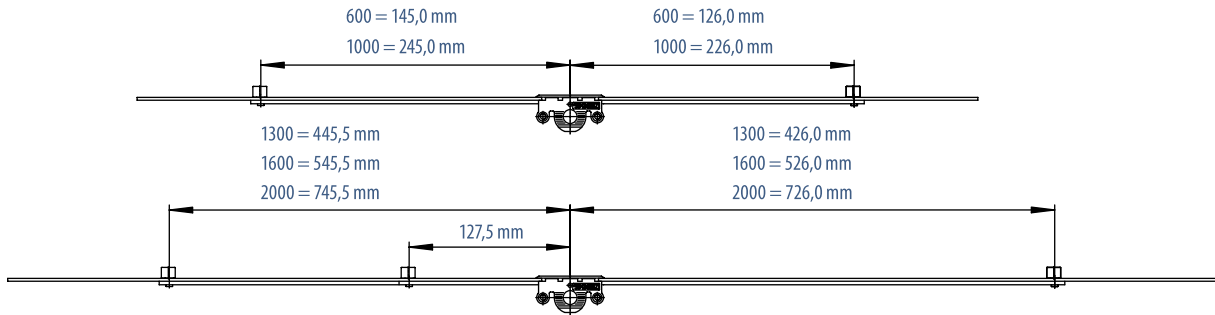
Part group G

Part group H

Part group I

Part group J

Part group K



15 MM BACKSET | WITH ROLLER CAMS

| Size | Application range | Cams | Article No. | EAN No. 4033449... | | |
|------|-------------------|------|-------------|-----------------------|----|-------|
| 600 | 400 - 600 | | DXKM1506F | 154559 | 10 | 0,277 |
| 600 | 400 - 600 | | DXKM1506 | 154542 | 10 | 0,277 |
| 1000 | 601 - 1000 | | DXKM1510 | 154566 | 10 | 0,430 |
| 1200 | 1001 - 1200 | | DXKM1512 | 154573 | 10 | 0,546 |
| 1400 | 1201 - 1400 | | DXKM1514 | 154580 | 10 | 0,646 |
| 1600 | 1401 - 1600 | | DXKM1516 | 154597 | 10 | 0,746 |
| 1800 | 1601 - 1800 | | DXKM1518 | 154603 | 10 | 0,837 |
| 2000 | 1801 - 2000 | | DXKM1520 | 154610 | 10 | 0,760 |

CHAPTER | 1
COMPANY

CHAPTER | 2
HARDWARE OVERVIEW

CHAPTER | 3
INDIVIDUAL COMPONENTS

CHAPTER | 4
PROFILE-RELATED
COMPONENTS

CHAPTER | 5
INSTALLATION
INSTRUCTIONS

CHAPTER | 6
IMPORTANT DETAILS

INDIVIDUAL COMPONENTS

CORNER DRIVES

Standard

Part group A

Part group B

Part group C

Part group C

Part group E

Part group F

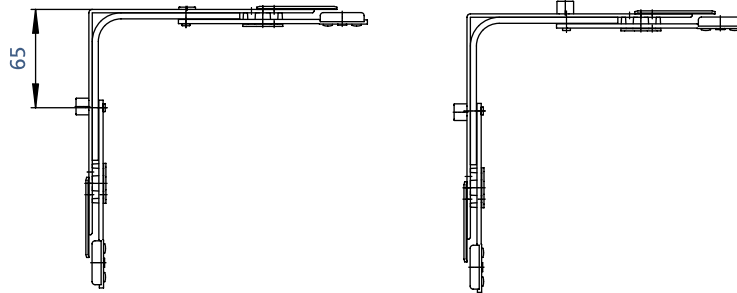
Part group G

Part group H

Part group I

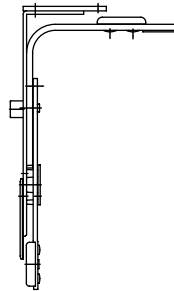
Part group J

Part group K



150 X 150 MM | FOR SASH REBATE WIDTH FROM 390 MM

| Cams | Article No. | EAN No. 4033449... | | |
|------|-------------|-----------------------|----|-------|
| | DXE150R1 | 128192 | 50 | 0,184 |
| | DXE150R2 | 144925 | 50 | 0,184 |

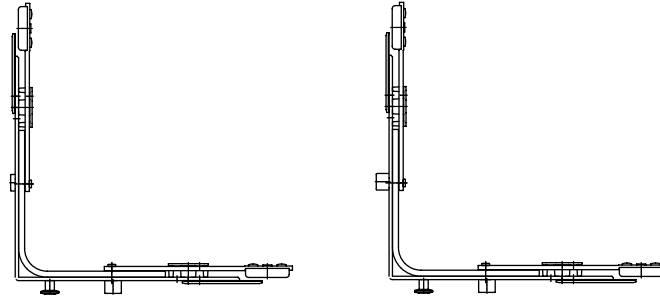


150 X 40 MM | FOR SASH REBATE WIDTH UP TO 390 MM

| Cams | Article No. | EAN No. 4033449... | | |
|------|-------------|-----------------------|----|-------|
| | DXE04 | 129656 | 50 | 0,145 |

CORNER DRIVES

Standard



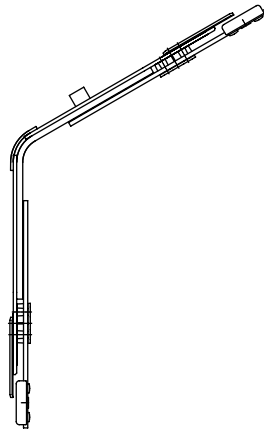
CHAPTER | 1
COMPANY

CHAPTER | 2
HARDWARE OVERVIEW

150 X 150 MM | BOTTOM | FOR TILT BEFORE TURN TIPSAFE

| Cams | Article No. | EAN No. 4033449... | | |
|------|-------------|-----------------------|----|-------|
| | DXE150RK | 160123 | 50 | 0,192 |
| | DXE150R2K | 141191 | 50 | 0,192 |

CHAPTER | 3
INDIVIDUAL COMPONENTS



CHAPTER | 4
PROFILE-RELATED
COMPONENTS

150 X 150 MM | FOR ANGLED WINDOWS

| Cams | Article No. | EAN No. 4033449... | | |
|------|-------------|-----------------------|----|-------|
| | DXE150 | 154320 | 50 | 0,181 |

CHAPTER | 5
INSTALLATION
INSTRUCTIONS

CHAPTER | 6
IMPORTANT DETAILS

INDIVIDUAL COMPONENTS

CORNER DRIVES

Standard

Part group
A

Part group
B

Part group
C

Part group
C

Part group
E

Part group
F

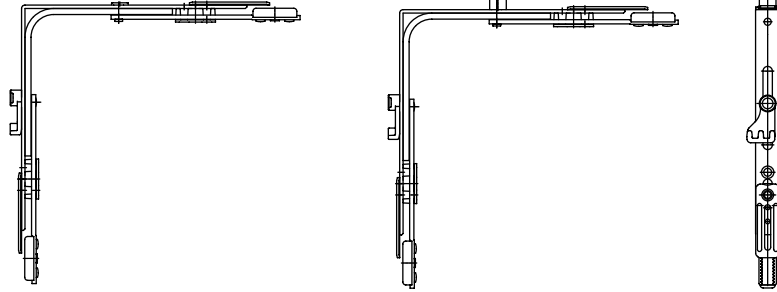
Part group
G

Part group
H





Part group
I

Part group
J

Part group
K

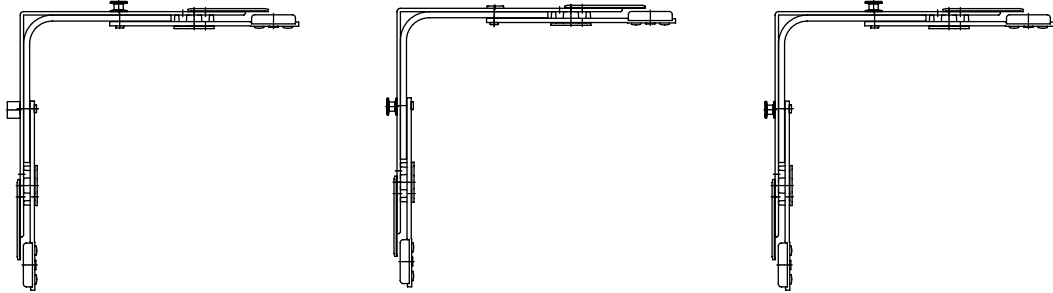


150 X 150 MM | FOR MULTI NIGHT VENT

| Cams | Handedness | Article No. | EAN No. 4033449... |  |  |
|--|------------|-------------|-----------------------|---|---|
| - | l/h | DXE150NFL | 143164 | 50 | 0,184 |
| - | r/h | DXE150NFR | 143171 | 50 | 0,184 |
|  | l/h | DXE150NRL | 151985 | 50 | 0,184 |
|  | r/h | DXE150NRR | 151992 | 50 | 0,184 |

CORNER DRIVES

Basic Security



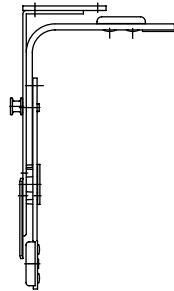
CHAPTER | 1
COMPANY

CHAPTER | 2
HARDWARE OVERVIEW

150 X 150 MM | FOR SASH REBATE WIDTH FROM 390 MM

| Cams | Article No. | EAN No. 4033449... | | |
|------|-------------|-----------------------|----|-------|
| | DXE150RP | 129663 | 50 | 0,184 |
| | DXE150P1 | 122312 | 50 | 0,226 |
| | DXE150P2 | 150780 | 50 | 0,226 |

CHAPTER | 3
INDIVIDUAL COMPONENTS



CHAPTER | 4
PROFILE-RELATED COMPONENTS

150 X 40 MM | FOR SASH REBATE WIDTH UP TO 390 MM

| Cams | Article No. | EAN No. 4033449... | | |
|------|-------------|-----------------------|----|-------|
| | DXE04P | 135237 | 50 | 0,145 |

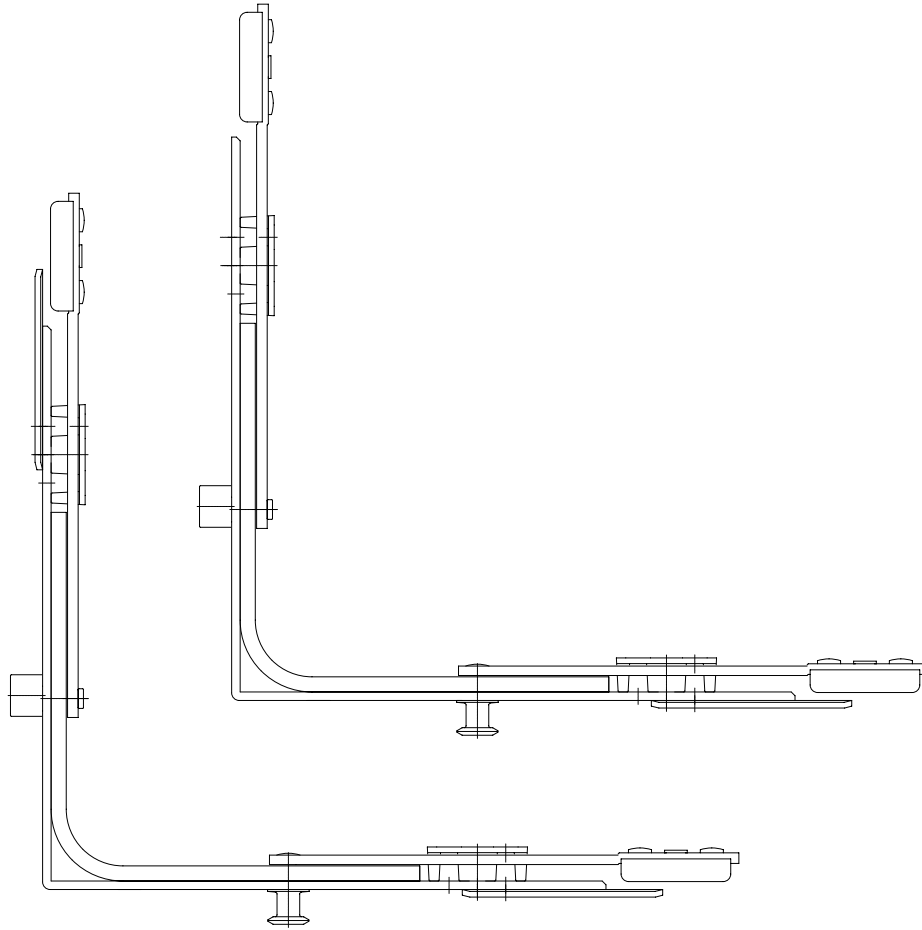
CHAPTER | 5
INSTALLATION INSTRUCTIONS

CHAPTER | 6
IMPORTANT DETAILS

INDIVIDUAL COMPONENTS

CORNER DRIVES

Basic Security



Part group A

Part group B

Part group C

Part group C

Part group E

Part group F

Part group G


Part group H

Part group I

Part group J

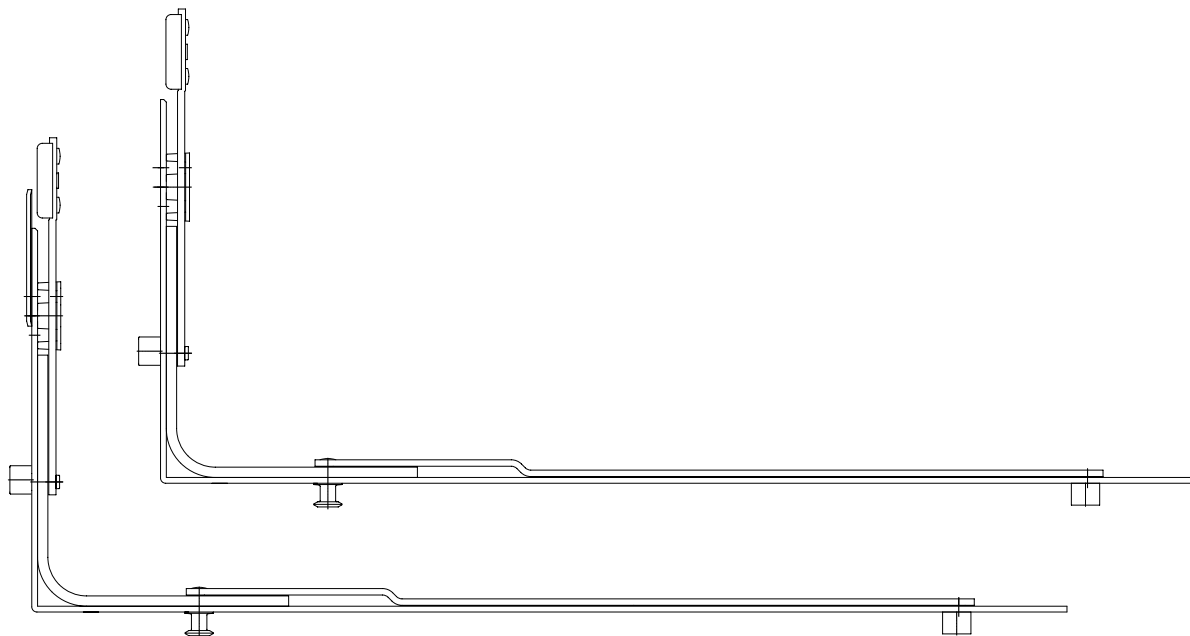
Part group K

150 X 150 MM | BOTTOM

| Cams | for sash lifter | Article No. | EAN No. 4033449... |  |  |
|---|-----------------|-------------|-----------------------|---|---|
|  | - | DXDE150RP | 172027 | 50 | 0,184 |
|  | ✓ | DXDE150RPF | 160116 | 50 | 0,184 |

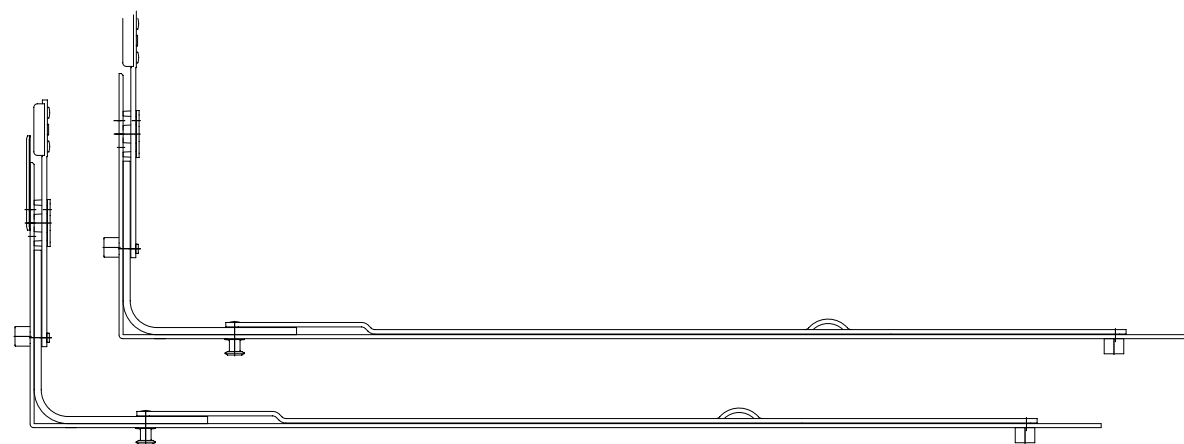
CORNER DRIVES

Basic Security



150 X 400 MM | BOTTOM

| Cams | for sash lifter | Article No. | EAN No. 4033449... | | |
|------|-----------------|-------------|-----------------------|----|-------|
| | - | DXDE400RP | 172041 | 25 | 0,186 |
| | ✓ | DXDE400RPF | 172058 | 25 | 0,186 |



150 X 600 MM | BOTTOM

| Cams | for sash lifter | Article No. | EAN No. 4033449... | | |
|------|-----------------|-------------|-----------------------|----|-------|
| | - | DXDE600RP | 172065 | 25 | 0,280 |
| | ✓ | DXDE600RPF | 172072 | 25 | 0,280 |

CHAPTER | 1
COMPANY

CHAPTER | 2
HARDWARE OVERVIEW

CHAPTER | 3
INDIVIDUAL COMPONENTS

CHAPTER | 4
PROFILE-RELATED COMPONENTS

CHAPTER | 5
INSTALLATION INSTRUCTIONS

CHAPTER | 6
IMPORTANT DETAILS

INDIVIDUAL COMPONENTS

CORNER DRIVES

Basic Security

Part group
A

Part group
B

Part group
C

Part group
C

Part group
E

Part group
F

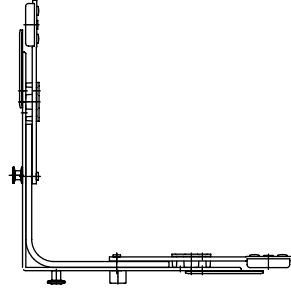
Part group
G

Part group
H

Part group
I

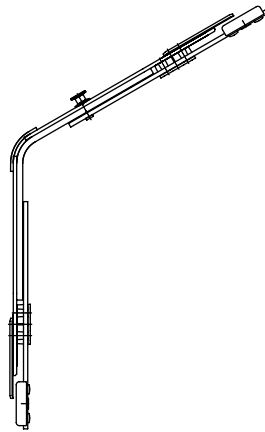
Part group
J

Part group
K



150 X 150 MM | BOTTOM | FOR TILT BEFORE TURN TIPSAFE

| Cams | Article No. | EAN No. 4033449... | | |
|------|-------------|-----------------------|----|-------|
| | DXE150RKP | 160130 | 50 | 0,192 |

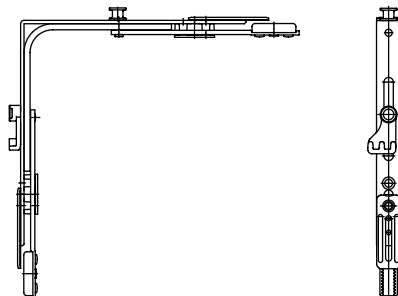


150 X 150 MM | FOR ANGLED WINDOWS

| Cams | Article No. | EAN No. 4033449... | | |
|------|-------------|-----------------------|----|-------|
| | DXE150P | 152005 | 50 | 0,186 |

CORNER DRIVES

Basic Security



150 X 150 MM | FOR MULTI NIGHT VENT

| Cams | Handedness | Article No. | EAN No. 4033449... |  |  |
|---|------------|-------------|-----------------------|---|---|
|  | l/h | DXE150NPL | 151961 | 50 | 0,189 |
|  | r/h | DXE150NPR | 151978 | 50 | 0,189 |

CHAPTER | 1
COMPANY

CHAPTER | 2
HARDWARE OVERVIEW

CHAPTER | 3
INDIVIDUAL COMPONENTS

CHAPTER | 4
PROFILE-RELATED
COMPONENTS

CHAPTER | 5
INSTALLATION
INSTRUCTIONS

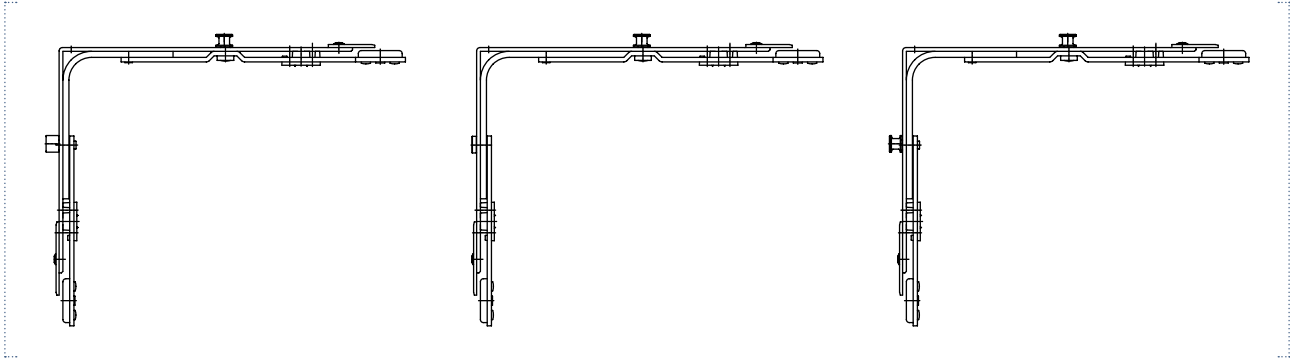
CHAPTER | 6
IMPORTANT DETAILS

INDIVIDUAL COMPONENTS

CORNER DRIVES

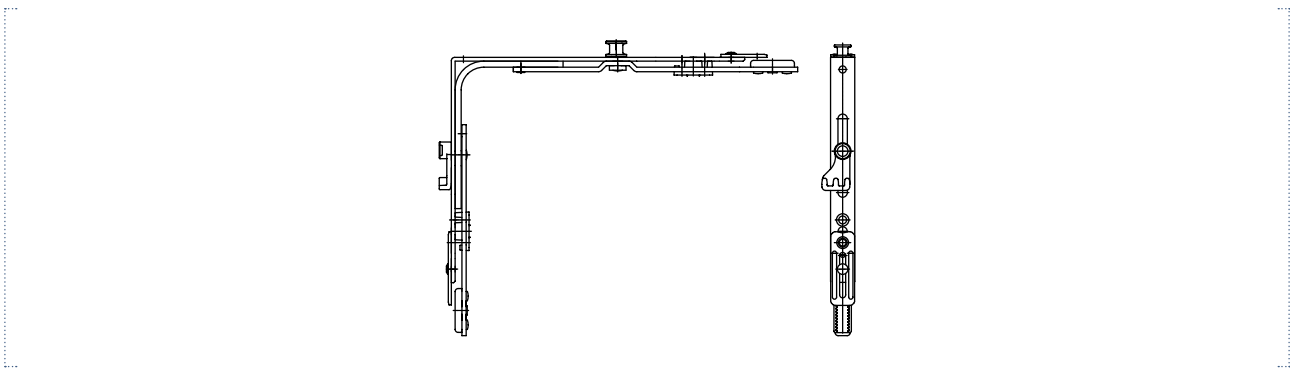
Certified Security

- Part group A
- Part group B
- Part group C
- Part group C
- Part group E
- Part group F
- Part group G
- Part group H
- Part group I
- Part group J
- Part group K



150 X 194 MM | TOP

| Cams | Article No. | EAN No. 4033449... | | |
|------|-------------|-----------------------|----|-------|
| | DXES1940 | 152517 | 50 | 0,181 |
| | DXES19400 | 152524 | 50 | 0,181 |
| | DXES1940P2 | 166163 | 50 | 0,181 |

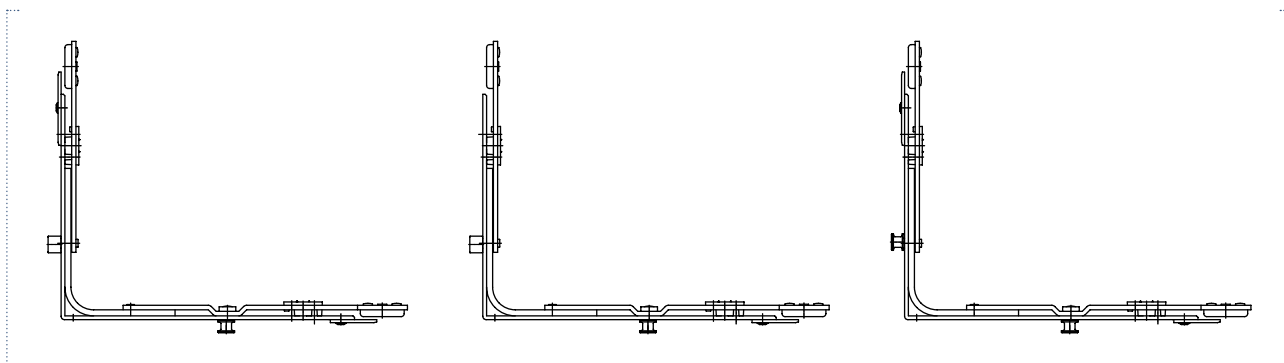


150 X 194 MM | TOP | FOR MULTI NIGHT VENT

| Cams | Handedness | Article No. | EAN No. 4033449... | | |
|------|------------|-------------|-----------------------|----|-------|
| | l/h | DXE194NPL | 152500 | 50 | 0,187 |
| | r/h | DXE194NPR | 152609 | 50 | 0,187 |

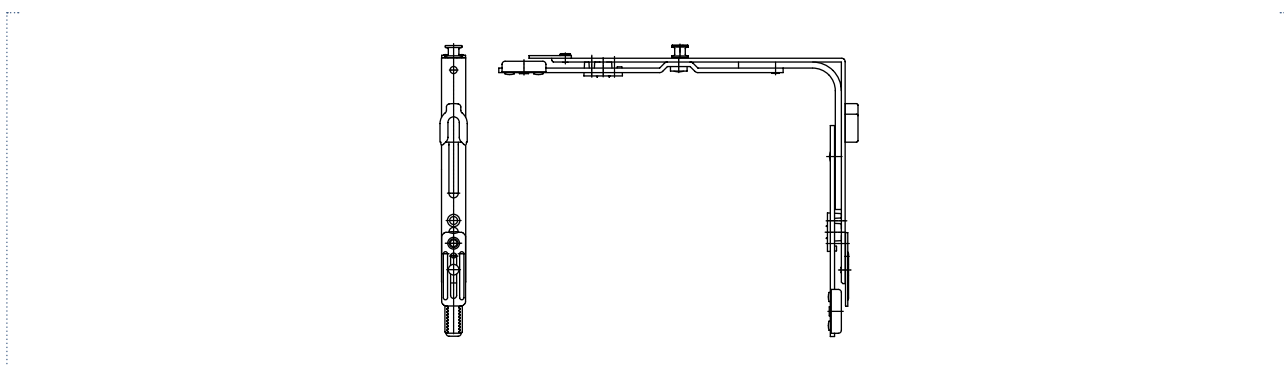
CORNER DRIVES

Certified Security



150 X 194 MM | BOTTOM

| Cams | for sash lifter | Article No. | EAN No. 4033449... | | |
|------|-----------------|-------------|-----------------------|----|-------|
| | - | DXES194U | 152531 | 50 | 0,181 |
| | ✓ | DXES194F | 152012 | 50 | 0,181 |
| | - | DXES194UP2 | 166170 | 50 | 0,181 |



150 X 194 MM | TOP | FOR FRENCH WINDOW | WITH MUSHROOM PLATE

| Cams | Article No. | EAN No. 4033449... | | |
|------|-------------|-----------------------|----|-------|
| | DXES194ST0 | 161120 | 10 | 0,181 |

CHAPTER | 1
COMPANY

CHAPTER | 2
HARDWARE OVERVIEW

CHAPTER | 3
INDIVIDUAL COMPONENTS

CHAPTER | 4
PROFILE-RELATED COMPONENTS

CHAPTER | 5
INSTALLATION INSTRUCTIONS

CHAPTER | 6
IMPORTANT DETAILS

INDIVIDUAL COMPONENTS

CORNER DRIVES

Certified Security

Part group
A

Part group
B

Part group
C

Part group
C

Part group
E

Part group
F

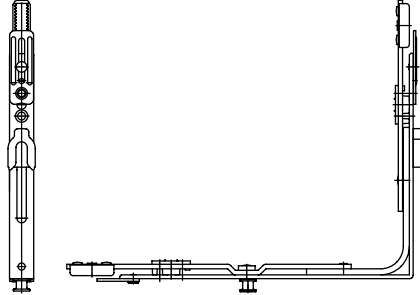
Part group
G

Part group
H

Part group
I

Part group
J

Part group
K



150 X 194 MM | BOTTOM | FOR FRENCH WINDOW | WITH MUSHROOM PLATE

| Cams | Article No. | EAN No. 4033449... | | |
|------|-------------|-----------------------|----|-------|
| | DXES194STU | 161137 | 10 | 0,181 |

CHAPTER | 1
COMPANY

CHAPTER | 2
HARDWARE OVERVIEW

CHAPTER | 3
INDIVIDUAL COMPONENTS

CHAPTER | 4
PROFILE-RELATED
COMPONENTS

CHAPTER | 5
INSTALLATION
INSTRUCTIONS

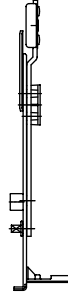
CHAPTER | 6
IMPORTANT DETAILS

INDIVIDUAL COMPONENTS

TIP UNITS

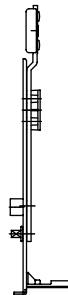
Tilt & Turn and Turn-Only

- Part group A
- Part group B
- Part group C
- Part group C
- Part group E
- Part group F
- Part group G
- Part group H
- Part group I
- Part group J
- Part group K



150 MM

| Cams | Article No. | EAN No. 4033449... | | |
|------|-------------|-----------------------|----|-------|
| | DXK01 | 129670 | 50 | 0,094 |



150 MM | PREPARED FOR SASH LIFTER

| Cams | Article No. | EAN No. 4033449... | | |
|------|-------------|-----------------------|----|-------|
| | DXK01F | 130485 | 50 | 0,094 |

CHAPTER | 1
COMPANY

CHAPTER | 2
HARDWARE OVERVIEW

CHAPTER | 3
INDIVIDUAL COMPONENTS

CHAPTER | 4
PROFILE-RELATED
COMPONENTS

CHAPTER | 5
INSTALLATION
INSTRUCTIONS

CHAPTER | 6
IMPORTANT DETAILS

INDIVIDUAL COMPONENTS

END BOLTS

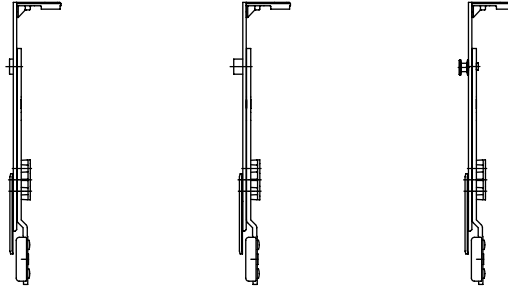
Turn and arched leaves

Part group
A

Part group
B

Part group
C

Part group
C



Part group
E

Part group
F

Part group
G

Part group
H

Part group
I

Part group
J

Part group
K

FOR TURN-ONLY LEAVES

| Cams | Article No. | EAN No. 4033449... | | |
|------|-------------|-----------------------|----|-------|
| - | DXV150HF | 150797 | 50 | 0,103 |
| | DXV150HR | 129939 | 50 | 0,103 |
| | DXV150HP | 150803 | 50 | 0,103 |

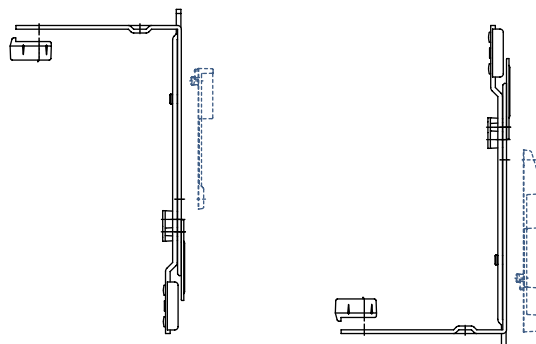


FOR ARCHED WINDOWS

| Cams | Article No. | EAN No. 4033449... | | |
|------|-------------|-----------------------|----|-------|
| | DXVR150R | 154337 | 50 | 0,103 |

END BOLTS

End bolt for slave leaf



CHAPTER | 1
COMPANY

CHAPTER | 2
HARDWARE OVERVIEW

CHAPTER | 3
INDIVIDUAL COMPONENTS

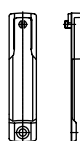
CHAPTER | 4
PROFILE-RELATED COMPONENTS

CHAPTER | 5
INSTALLATION INSTRUCTIONS

CHAPTER | 6
IMPORTANT DETAILS

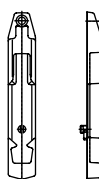
SECOND SASH END BOLT WITH SHOOT BOLT FOR TOP AND BOTTOM

| Article No. | EAN No. 4033449... | | |
|-------------|-----------------------|----|-------|
| DXPME43 | 165388 | 50 | 0,443 |



ROLLER PLATE FOR END BOLT

| Article No. | EAN No. 4033449... | | |
|-------------|-----------------------|-----|-------|
| RZD48006X | 095623 | 200 | 0,024 |



TIP PLATE FOR SECOND SASH END BOLT

| Article No. | EAN No. 4033449... | | |
|-------------|-----------------------|-----|-------|
| RKD47837X | 095531 | 100 | 0,042 |



INDIVIDUAL COMPONENTS

STAYS

Tilt & Turn

Part group A

Part group B

Part group C

Part group C

Part group E

Part group F

Part group G

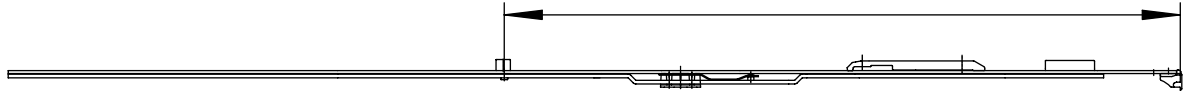
Part group H

Part group I

Part group J


Part group K

90 = 447 mm
120 = 586 mm
150 = 786 mm



TOP STAY RAILS | WITH ROLLER CAMS

| Size | Application range | Cams | Article No. | EAN No. 4033449... | | |
|------|-------------------|------|-------------|-----------------------|----|-------|
| 40 | 280 - 470 | - | DXS040 | 129519 | 25 | 0,195 |
| 60 | 471 - 670 | - | DXS060 | 128949 | 25 | 0,246 |
| 90 | 671 - 920 | - | DXS090 | 129526 | 25 | 0,355 |
| 90R | 671 - 920 | | DXS090R | 130348 | 25 | 0,361 |
| 120 | 921 - 1220 | | DXS120 | 129533 | 25 | 0,503 |
| 150 | 1221 - 1520 | | DXS150 | 129687 | 25 | 0,647 |



TOP STAY RAILS | WITH MUSHROOM CAMS

| Size | Application range | Cams | Article No. | EAN No. 4033449... | | |
|------|-------------------|------|-------------|-----------------------|----|-------|
| 90 | 671 - 920 | | DXS090P | 161540 | 25 | 0,361 |
| 120 | 921 - 1220 | | DXS120P | 143560 | 25 | 0,503 |
| 150 | 1221 - 1520 | | DXS150P | 143577 | 25 | 0,647 |

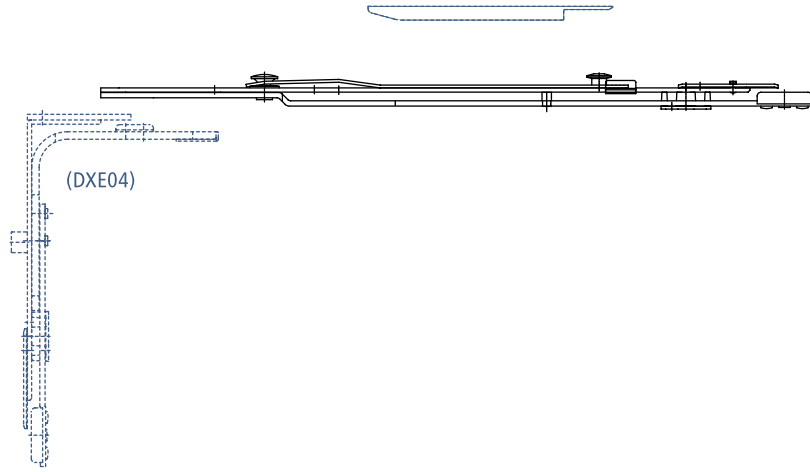


TOP STAY ARMS

| Size | Application range | Axis | Article No. | EAN No. 4033449... | | |
|--------|-------------------|-------|-------------|-----------------------|----|-------|
| 40 | 280 - 470 | 9/20 | DXSR012 | 130522 | 25 | 0,171 |
| 40 | 280 - 470 | 13/20 | DXSR015 | 138351 | 25 | 0,171 |
| 60 | 471 - 670 | 9/20 | DXSR022 | 130539 | 25 | 0,176 |
| 60 | 471 - 670 | 13/20 | DXSR025 | 129540 | 25 | 0,176 |
| 90/120 | 671 - 1220 | 9/20 | DXSR032 | 130546 | 25 | 0,214 |
| 90/120 | 671 - 1220 | 13/20 | DXSR035 | 129557 | 25 | 0,214 |
| 150 | 1221 - 1520 | 9/20 | DXSR042 | 138542 | 25 | 0,269 |
| 150 | 1221 - 1520 | 13/20 | DXSR045 | 138559 | 25 | 0,269 |

STAYS

Second stay tilt & turn



CHAPTER | 1
COMPANY

CHAPTER | 2
HARDWARE OVERVIEW

CHAPTER | 3
INDIVIDUAL COMPONENTS


CHAPTER | 4
PROFILE-RELATED COMPONENTS

CHAPTER | 5
INSTALLATION INSTRUCTIONS

CHAPTER | 6
IMPORTANT DETAILS

FACEPLATE

| Application range | Article No. | EAN No. 4033449... |  |  |
|-------------------|-------------|-----------------------|--|--|
| 1521 - 1650 | DXS449 | 161557 | 10 | 0,208 |



GUIDE RAIL PLATE

see chapter 4 - profile-related components

INDIVIDUAL COMPONENTS

STAYS

Tilt & Turn | angled window

Part group A



Part group B

TOP STAY RAILS

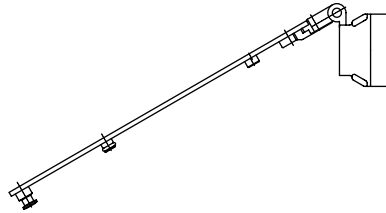
| Size | Application range | Cams | Article No. | EAN No. 4033449... | | |
|------|-------------------|------|-------------|-----------------------|----|-------|
| 40 | 280 - 470 | - | DXS0400 | 156454 | 25 | 0,195 |
| 60 | 471 - 670 | - | DXS0600 | 156461 | 25 | 0,246 |
| 90 | 671 - 920 | | DXS090R0 | 156478 | 25 | 0,361 |
| 120 | 921 - 1220 | | DXS120R0 | 156485 | 25 | 0,503 |
| 150 | 1221 - 1520 | | DXS150R0 | 156492 | 25 | 0,647 |

Part group E

Part group F

Part group G

Part group H



Part group I

TOP STAY ARMS

| Size | Application range | Axis | Article No. | EAN No. 4033449... | | |
|--------|-------------------|-------|-------------|-----------------------|----|-------|
| 40 | 280 - 470 | 9/20 | DXSS012 | 156362 | 25 | 0,122 |
| 40 | 280 - 470 | 13/20 | DXSS015 | 156379 | 25 | 0,122 |
| 60 | 471 - 670 | 9/20 | DXSS022 | 156386 | 25 | 0,129 |
| 60 | 471 - 670 | 13/20 | DXSS025 | 156393 | 25 | 0,129 |
| 90/120 | 671 - 1220 | 9/20 | DXSS032 | 156409 | 25 | 0,166 |
| 90/120 | 671 - 1220 | 13/20 | DXSS035 | 156416 | 25 | 0,166 |
| 150 | 1221 - 1520 | 9/20 | DXSS042 | 156423 | 25 | 0,220 |
| 150 | 1221 - 1520 | 13/20 | DXSS045 | 156430 | 25 | 0,220 |

Part group J

Part group K

INSTALLATION INSTRUCTIONS AND JIGS

| |
|--|
| Installation instructions see page 279 and following |
| Drilling jigs for frames see page 197 |
| Sash jig see page 203 |

STAYS

Tilt before turn TIPSAFE



TOP STAY RAILS | WITH ROLLER CAMS

| Size | Application range | Cams | Article No. | EAN No. 4033449... | | |
|------|-------------------|------|-------------|-----------------------|----|-------|
| 40 | 280 - 470 | - | DXST040 | 141214 | 25 | 0,195 |
| 60 | 471 - 670 | - | DXST060 | 141276 | 25 | 0,246 |
| 90 | 671 - 920 | - | DXST090 | 141283 | 25 | 0,355 |
| 90R | 671 - 920 | | DXST090R | 144772 | 25 | 0,348 |
| 120 | 921 - 1220 | | DXST120 | 141290 | 25 | 0,503 |
| 150 | 1221 - 1520 | | DXST150 | 141306 | 25 | 0,647 |



TOP STAY RAILS | WITH MUSHROOM CAMS

| Size | Application range | Cams | Article No. | EAN No. 4033449... | | |
|------|-------------------|------|-------------|-----------------------|----|-------|
| 90 | 671 - 920 | | DXST090P | 152029 | 25 | 0,353 |
| 120 | 921 - 1220 | | DXST120P | 152036 | 25 | 0,508 |
| 150 | 1221 - 1520 | | DXST150P | 152043 | 25 | 0,652 |



TOP STAY ARMS

| Size | Application range | Axis | Article No. | EAN No. 4033449... | | |
|--------|-------------------|-------|-------------|-----------------------|----|-------|
| 40 | 280 - 470 | 9/20 | DXSTR012 | 151442 | 25 | 0,171 |
| 40 | 280 - 470 | 13/20 | DXSTR015 | 141313 | 25 | 0,171 |
| 60 | 471 - 670 | 9/20 | DXSTR022 | 151459 | 25 | 0,176 |
| 60 | 471 - 670 | 13/20 | DXSTR025 | 141320 | 25 | 0,176 |
| 90/120 | 671 - 1220 | 9/20 | DXSTR032 | 151466 | 25 | 0,214 |
| 90/120 | 671 - 1220 | 13/20 | DXSTR035 | 141337 | 25 | 0,214 |
| 150 | 1221 - 1520 | 9/20 | DXSTR042 | 151473 | 25 | 0,269 |
| 150 | 1221 - 1520 | 13/20 | DXSTR045 | 141344 | 25 | 0,269 |

INDIVIDUAL COMPONENTS

STAYS

Top hinge bearing and caps

Part group A

Part group B

Part group C

Part group C

Part group E

Part group F

Part group G

Part group H

Part group I

Part group J

Part group K



TOP HINGE BEARING

| Article No. | EAN No. 4033449... | | |
|-------------|-----------------------|-----|-------|
| DXSZ13278 | 129694 | 100 | 0,034 |



PIN FOR TOP HINGE BEARING

| Article No. | EAN No. 4033449... | | |
|-------------|-----------------------|-----|-------|
| DXSZ40119 | 129700 | 100 | 0,022 |



CAPS FOR TOP HINGE BEARING



| Colour | Article No. | EAN No. 4033449... | | |
|---------------|-------------|-----------------------|-----|-------|
| bronze | DMZ12931M | 161977 | 100 | 0,002 |
| brown | DMZ12931B | 016666 | 100 | 0,002 |
| gold-coloured | DMZ12931G | 110616 | 100 | 0,002 |
| silver mat | DMZ12931S | 165364 | 100 | 0,002 |
| titanium | DMZ12931T | 161984 | 100 | 0,002 |
| white | DMZ12931W | 016680 | 100 | 0,002 |

STAYS

Top hinge bearing and caps



CAPS FOR TOP HINGE - SASH PART

| Colour | Article No. | EAN No. 4033449... |  |  |
|---------------|-------------|-----------------------|---|---|
| bronze | DMSZ13386M | 161953 | 100 | 0,001 |
| brown | DMSZ13386B | 015904 | 100 | 0,001 |
| gold-coloured | DMSZ13386G | 110609 | 100 | 0,001 |
| silver mat | DMSZ13386S | 165357 | 100 | 0,001 |
| titanium | DMSZ13386T | 161960 | 100 | 0,001 |
| white | DMSZ13386W | 015911 | 100 | 0,001 |

INSTALLATION INSTRUCTIONS AND JIGS

Installation instructions see page 283 and following

Drilling jigs see page 196 and following

CHAPTER | 1
COMPANY

CHAPTER | 2
HARDWARE OVERVIEW

CHAPTER | 3
INDIVIDUAL COMPONENTS

CHAPTER | 4
PROFILE-RELATED
COMPONENTS

CHAPTER | 5
INSTALLATION
INSTRUCTIONS

CHAPTER | 6
IMPORTANT DETAILS

INDIVIDUAL COMPONENTS

STAYS

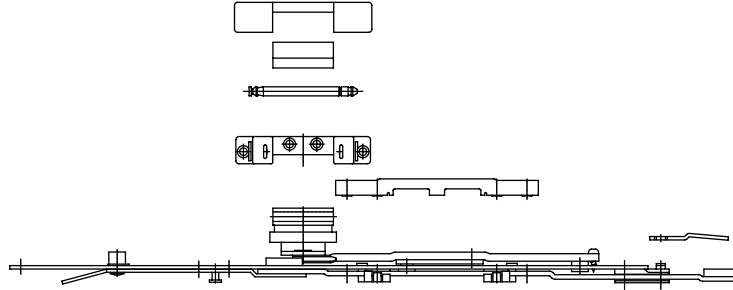
Arched windows

Part group A

Part group B

Part group C

Part group C



SET OF ARCHED WINDOW STAY

Part group E

| Axis | Colour | Handedness | Article No. | EAN No. 4033449... | | |
|-------|--------|------------|-------------|-----------------------|----|-------|
| 9/20 | brown | - | DXR283B | 160185 | 10 | 0,480 |
| 9/20 | white | - | DXR283W | 160192 | 10 | 0,480 |
| 13/20 | brown | l/h | DXR223LB | 160147 | 10 | 0,510 |
| 13/20 | brown | r/h | DXR223RB | 160161 | 10 | 0,510 |
| 13/20 | white | l/h | DXR223LW | 160154 | 10 | 0,510 |
| 13/20 | white | r/h | DXR223RW | 160178 | 10 | 0,510 |

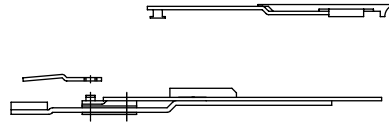
Part group F

Part group G

Part group H

Part group I

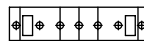
Part group J



SET OF SECOND STAY (SASH AND FRAME PART, WITHOUT SHIM)

Part group K

| Article No. | EAN No. 4033449... | | |
|-------------|-----------------------|----|-------|
| DXRZFR | 160222 | 10 | 0,120 |



SHIM FOR FRAME PART - PROFILE-RELATED

see chapter 4 - profile-related components

INSTALLATION INSTRUCTIONS AND JIGS

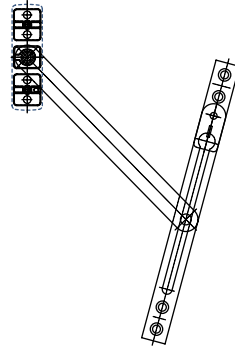
Installation instructions see page 276 and following

Drilling jigs for frames see page 197 and following

STAYS

Tilt-Only leaf

Tip stay no. 61 | max. sash weight per stay 25 kg



CHAPTER | 1
COMPANY

CHAPTER | 2
HARDWARE OVERVIEW

CHAPTER | 3
INDIVIDUAL COMPONENTS

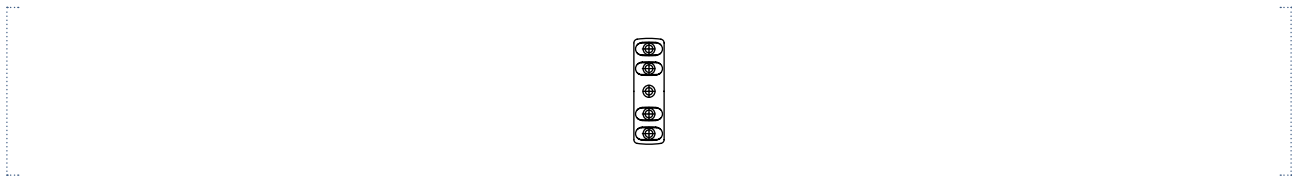
CHAPTER | 4
PROFILE-RELATED COMPONENTS

CHAPTER | 5
INSTALLATION INSTRUCTIONS

CHAPTER | 6
IMPORTANT DETAILS

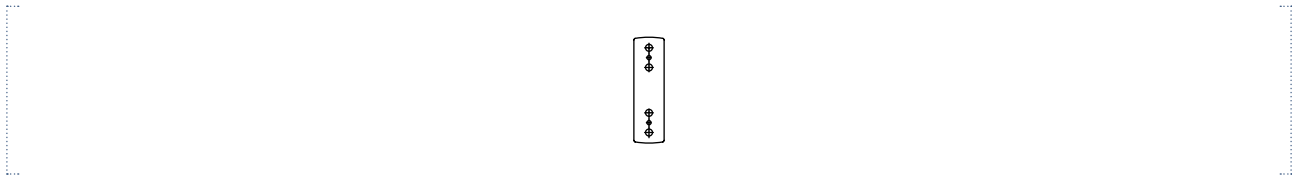
SASH PART

| Article No. | EAN No. 4033449... | | |
|-------------|-----------------------|----|-------|
| DXJF61E | 158298 | 25 | 0,057 |



FRAME PLATE

see chapter 4 - profile-related components



SHIM FOR FRAME PLATE

see chapter 4 - profile-related components

INSTALLATION INSTRUCTIONS

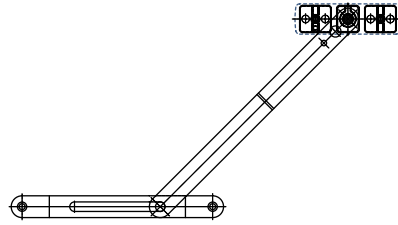
Installation instructions see page 300

INDIVIDUAL COMPONENTS

STAYS

Tilt-Only leaf

Tip stay no. 62 | max. sash weight per stay 25 kg



- Part group A
- Part group B
- Part group C
- Part group C
- Part group E
- Part group F
- Part group G
- Part group H
- Part group I
- Part group J
- Part group K

SASH PART

| Article No. | EAN No. 4033449... | | |
|-------------|-----------------------|----|-------|
| DXJ062 | 158304 | 25 | 0,132 |



FRAME PLATE

see chapter 4 - profile-related components



SHIM FOR FRAME PLATE

see chapter 4 - profile-related components

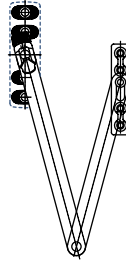
INSTALLATION INSTRUCTIONS

Installation instructions see page 301

STAYS



Tilt-Only leaf

Security stay no. 64 | max. sash weight per stay 25 kg



CHAPTER | 1
COMPANY

SASH PART

| Specification | Application range | Article No. | EAN No. 4033449... |  25 |  0,146 |
|---------------|-------------------|-------------|-----------------------|--|---|
| Size 0 | 280 - 500 | DXJP6400 | 158311 | 25 | 0,146 |
| Size 1 | 500 - 850 | DXJP6401 | 158328 | 25 | 0,179 |
| Size 2 | 850 - 1200 | DXJP6402 | 158335 | 25 | 0,327 |

CHAPTER | 2
HARDWARE OVERVIEW



CHAPTER | 3
INDIVIDUAL COMPONENTS

FRAME PLATE

see chapter 4 - profile-related components



CHAPTER | 4
PROFILE-RELATED COMPONENTS

SHIM FOR FRAME PLATE

see chapter 4 - profile-related components

CHAPTER | 5
INSTALLATION INSTRUCTIONS

INSTALLATION INSTRUCTIONS

Installation instructions see page 302

CHAPTER | 6
IMPORTANT DETAILS

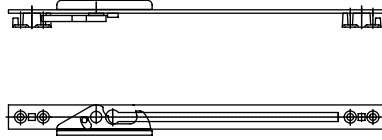
INDIVIDUAL COMPONENTS

STAYS

Tilt-Only leaf

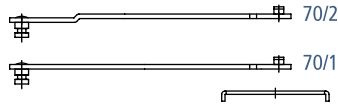
Tip and cleaning stay no. 70 | max. sash weight per stay 25 kg

- Part group A
- Part group B
- Part group C
- Part group C
- Part group E
- Part group F
- Part group G
- Part group H
- Part group I
- Part group J
- Part group K



SASH PART

| Handedness | Article No. | EAN No. 4033449... | | |
|------------|-------------|-----------------------|----|-------|
| l/h | DXJP70L | 158342 | 25 | 0,083 |
| r/h | DXJP70R | 158359 | 25 | 0,083 |



TIP STAY ARM

| Specification | Application range | Article No. | EAN No. 4033449... | | |
|-------------------|-------------------|-------------|-----------------------|----|-------|
| No. 70/1 - size 1 | 280 - 570 | DXJP7011 | 158908 | 25 | 0,080 |
| No. 70/1 - size 2 | 565 - 1100 | DXJP7012 | 158915 | 25 | 0,155 |
| No. 70/2 - size 1 | 280 - 570 | DXJP7021 | 158922 | 25 | 0,080 |
| No. 70/2 - size 2 | 565 - 1100 | DXJP7022 | 158939 | 25 | 0,155 |



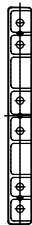
FRAME PLATE

see chapter 4 - profile-related components

STAYS

Tilt-Only leaf

Tip and cleaning stay no. 70 | max. sash weight per stay 25 kg



SHIM FOR FRAME PLATE

see chapter 4 - profile-related components

INSTALLATION INSTRUCTIONS

Installation instructions see page 303

CHAPTER | 1
COMPANY

CHAPTER | 2
HARDWARE OVERVIEW

CHAPTER | 3
INDIVIDUAL COMPONENTS

CHAPTER | 4
PROFILE-RELATED
COMPONENTS

CHAPTER | 5
INSTALLATION
INSTRUCTIONS

CHAPTER | 6
IMPORTANT DETAILS

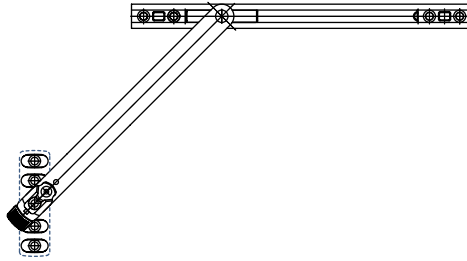
INDIVIDUAL COMPONENTS

STAYS

Friction stay

No. 52

- Part group A
- Part group B
- Part group C
- Part group C



SASH PART

- Part group E
- Part group F
- Part group G
- Part group H
- Part group I
- Part group J
- Part group K

| Specification | Article No. | EAN No. 4033449... |  |  |
|------------------------|-------------|-----------------------|---|---|
| Size 1 - length 225 mm | DXJB52 | 158274 | 25 | 0,169 |
| Size 2 - length 350 mm | DXJB52L | 158281 | 25 | 0,277 |



FRAME PLATE

see chapter 4 - profile-related components



SHIM FOR FRAME PLATE

see chapter 4 - profile-related components

INSTALLATION INSTRUCTIONS

Installation instructions see page 299

CHAPTER | 1
COMPANY

CHAPTER | 2
HARDWARE OVERVIEW

CHAPTER | 3
INDIVIDUAL COMPONENTS

CHAPTER | 4
PROFILE-RELATED
COMPONENTS

CHAPTER | 5
INSTALLATION
INSTRUCTIONS

CHAPTER | 6
IMPORTANT DETAILS

INDIVIDUAL COMPONENTS

BOLTS

Side and bottom bolts

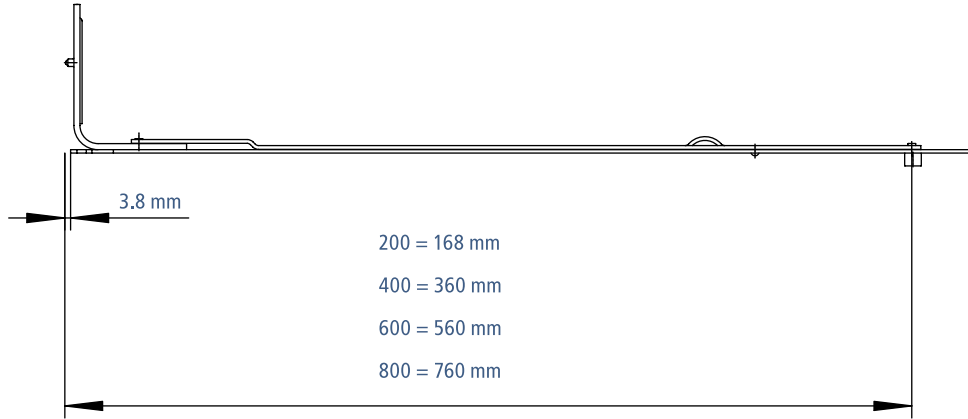
Part group A

Part group B

Part group C

Part group C

Part group E



Part group F

WITH ROLLER CAMS

| Size | Sash rebate width | Sash rebate height | Cams | Article No. | EAN No. 4033449... | | |
|------|-------------------|--------------------|------|-------------|-----------------------|----|-------|
| 200 | 280 - 750 | | | DXV200R | 144956 | 50 | 0,102 |
| 400 | 751 - 920 | 870 - 1040 | | DXV400R | 129717 | 50 | 0,185 |
| 600 | 921 - 1220 | 1041 - 1340 | | DXV600R | 130041 | 50 | 0,280 |
| 800 | 1221 - 1520 | 1341 - 2350 | | DXV800R | 129724 | 25 | 0,369 |

Part group G

Part group H

Part group I

Part group J

Part group K

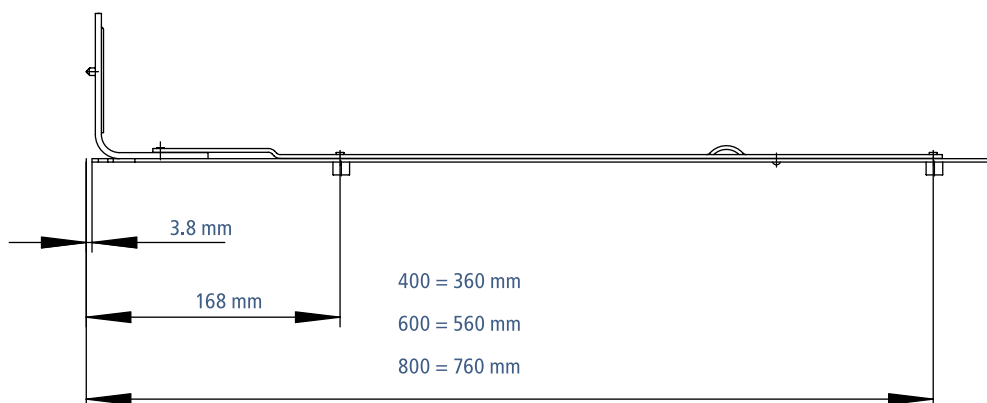


WITH MUSHROOM CAMS

| Size | Sash rebate width | Sash rebate height | Cams | Article No. | EAN No. 4033449... | | |
|------|-------------------|--------------------|------|-------------|-----------------------|----|-------|
| 200 | 280 - 750 | | | DXV200P | 142112 | 50 | 0,102 |
| 400 | 751 - 920 | 870 - 1040 | | DXV400P | 147506 | 50 | 0,185 |
| 600 | 921 - 1220 | 1041 - 1340 | | DXV600P | 147537 | 50 | 0,285 |
| 800 | 1221 - 1520 | 1241 - 2350 | | DXV800P | 147551 | 25 | 0,374 |

BOLTS

Side and bottom bolts



WITH 2 ROLLER CAMS

| Size | Sash rebate width | Sash rebate height | Cams | Article No. | EAN No. 4033449... | | |
|------|-------------------|--------------------|------|-------------|-----------------------|----|-------|
| 400 | 751 - 920 | 870 - 1040 | | DXV400R2 | 147520 | 50 | 0,185 |
| 600 | 921 - 1220 | 1041 - 1340 | | DXV600R2 | 147544 | 50 | 0,285 |
| 800 | 1221 - 1520 | 1341 - 2350 | | DXV800R2 | 148251 | 25 | 0,375 |



WITH MUSHROOM AND ROLLER CAMS

| Size | Sash rebate width | Sash rebate height | Cams | Article No. | EAN No. 4033449... | | |
|------|-------------------|--------------------|------|-------------|-----------------------|----|-------|
| 400 | 751 - 920 | 870 - 1040 | | DXV400PR | 148183 | 50 | 0,186 |
| 600 | 921 - 1220 | 1041 - 1340 | | DXV600PR | 147582 | 50 | 0,295 |
| 800 | 1221 - 1520 | 1341 - 2350 | | DXV800PR | 147605 | 25 | 0,374 |

CHAPTER | 1
COMPANY

CHAPTER | 2
HARDWARE OVERVIEW

CHAPTER | 3
INDIVIDUAL COMPONENTS

CHAPTER | 4
PROFILE-RELATED COMPONENTS

CHAPTER | 5
INSTALLATION INSTRUCTIONS

CHAPTER | 6
IMPORTANT DETAILS






INDIVIDUAL COMPONENTS

BOLTS

Side and bottom bolts



WITH 2 MUSHROOM CAMS

| Size | Sash rebate width | Sash rebate height | Cams | Article No. | EAN No. 4033449... |  |  |
|------|-------------------|--------------------|---|-------------|-----------------------|---|---|
| 400 | 751 - 920 | 870 - 1040 |  | DXV400P2 | 147513 | 50 | 0,194 |
| 600 | 921 - 1220 | 1041 - 1340 |  | DXV600P2 | 147575 | 50 | 0,290 |
| 800 | 1221 - 1520 | 1341 - 2350 |  | DXV800P2 | 147599 | 25 | 0,379 |

Part group
A

Part group
B

Part group
C

Part group
C

Part group
E

Part group
F

Part group
G

Part group
H

Part group
I

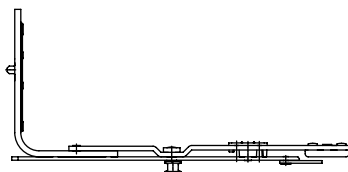
Part group
J

Part group
K

BOLTS

Side and bottom bolts

Certified Security



CHAPTER | 1
COMPANY

SECURITY CORNER UNIT

| Size | Sash rebate width | Sash rebate height | Cams | Article No. | EAN No. 4033449... | | |
|------|-------------------|--------------------|------|-------------|-----------------------|----|-------|
| 194 | | | | DXVS194P | 161335 | 10 | 0,110 |

CHAPTER | 2
HARDWARE OVERVIEW



SECURITY BOLT

| Size | Sash rebate width | Sash rebate height | Cams | Article No. | EAN No. 4033449... | | |
|------|-------------------|--------------------|------|-------------|-----------------------|----|-------|
| 675 | 566 - 870 | 566 - 870 | | DXVE0675P | 161274 | 10 | 0,280 |
| 845 | 871 - 1040 | 871 - 1040 | | DXVE0845P | 161281 | 10 | 0,350 |
| 1145 | 1041 - 1340 | 1041 - 1340 | | DXVE1145RP | 168013 | 10 | 0,480 |
| 1405 | 1341 - 1600 | 1341 - 1600 | | DXVE1405RP | 168020 | 10 | 0,590 |
| 1705 | | 1601 - 1900 | | DXVE1705RP2 | 168037 | 10 | 0,600 |
| 2005 | | 1901 - 2350 | | DXVE2005RP2 | 161328 | 10 | 0,710 |

CHAPTER | 3
INDIVIDUAL COMPONENTS

CHAPTER | 4
PROFILE-RELATED
COMPONENTS

CHAPTER | 5
INSTALLATION
INSTRUCTIONS

CHAPTER | 6
IMPORTANT DETAILS

INDIVIDUAL COMPONENTS

BOLTS

Side and bottom bolts

bottom | tilt before turn TIPS SAFE



WITH ROLLER CAMS

| Size | Sash rebate width | Sash rebate height | Cams | Article No. | EAN No. 4033449... | | |
|------|-------------------|--------------------|------|-------------|-----------------------|----|-------|
| 200 | 280 - 750 | | - | DXV200RK | 144963 | 50 | 0,102 |
| 400 | 751 - 920 | | | DXV400R2K | 147032 | 50 | 0,185 |
| 600 | 921 - 1220 | | | DXV600R2K | 144970 | 50 | 0,280 |
| 800 | 1221 - 1520 | | | DXV800R2K | 148268 | 25 | 0,380 |



WITH MUSHROOM CAMS

| Size | Sash rebate width | Sash rebate height | Cams | Article No. | EAN No. 4033449... | | |
|------|-------------------|--------------------|------|-------------|-----------------------|----|-------|
| 400 | 751 - 920 | | | DXV400RKP | 148190 | 50 | 0,190 |
| 600 | 921 - 1220 | | | DXV600RKP | 148206 | 50 | 0,285 |
| 800 | 1221 - 1520 | | | DXV800RKP | 148213 | 25 | 0,385 |

Part group A

Part group B

Part group C

Part group C

Part group E

Part group F

Part group G

Part group H

Part group I

Part group J

Part group K

BOLTS

Additional bolts



WITH ROLLER CAMS

| Size | Sash rebate width | Sash rebate height | Cams | Article No. | EAN No. 4033449... | | |
|------|-------------------|--------------------|------|-------------|-----------------------|----|-------|
| 600 | | 1901 - 2200 | | DXV600Z | 129830 | 50 | 0,280 |



WITH MUSHROOM CAMS

| Size | Sash rebate width | Sash rebate height | Cams | Article No. | EAN No. 4033449... | | |
|------|-------------------|--------------------|------|-------------|-----------------------|----|-------|
| 600 | | 1901 - 2200 | | DXV600ZP | 150193 | 50 | 0,280 |

CHAPTER | 1
COMPANY

CHAPTER | 2
HARDWARE OVERVIEW

CHAPTER | 3
INDIVIDUAL COMPONENTS

CHAPTER | 4
PROFILE-RELATED COMPONENTS

CHAPTER | 5
INSTALLATION INSTRUCTIONS

CHAPTER | 6
IMPORTANT DETAILS

INDIVIDUAL COMPONENTS

BOLTS

Connecting rails





WITH ROLLER CAMS

| Size | Sash rebate width | Sash rebate height | Cams | Article No. | EAN No. 4033449... | | |
|------|-------------------|--------------------|------|-------------|-----------------------|----|-------|
| 400 | 436 - 700 | 590 - 860 | - | DXSF04 | 161205 | 50 | 0,216 |
| 600 | 701 - 900 | 861 - 1060 | | DXSF06 | 161212 | 50 | 0,326 |
| 800 | 901 - 1100 | 1061 - 1260 | | DXSF08 | 161236 | 50 | 0,429 |
| 1000 | 1101 - 1300 | 1261 - 1460 | | DXSF10 | 161250 | 50 | 0,519 |
| 1200 | | 1461 - 1660 | | DXSF12 | 165395 | 25 | 0,641 |
| 1400 | | 1661 - 1860 | | DXSF14 | 165418 | 25 | 0,780 |
| 1600 | | 1861 - 2060 | | DXSF16 | 165432 | 25 | 0,869 |



WITH MUSHROOM CAMS

| Size | Sash rebate width | Sash rebate height | Cams | Article No. | EAN No. 4033449... | | |
|------|-------------------|--------------------|------|-------------|-----------------------|----|-------|
| 600 | 701 - 900 | 861 - 1060 | | DXSF06P | 161229 | 50 | 0,326 |
| 800 | 901 - 1100 | 1061 - 1260 | | DXSF08P | 161243 | 50 | 0,429 |
| 1000 | 1101 - 1300 | 1261 - 1460 | | DXSF10P | 161267 | 50 | 0,519 |
| 1200 | | 1461 - 1660 | | DXSF12P | 165401 | 25 | 0,641 |
| 1400 | | 1661 - 1860 | | DXSF14P | 165425 | 25 | 0,780 |
| 1600 | | 1861 - 2060 | | DXSF16P | 165449 | 25 | 0,869 |



FOR ANGLED WINDOWS

| Article No. | EAN No. 4033449... | | |
|-------------|-----------------------|----|-------|
| DXVV70 | 156027 | 10 | 0,103 |

Part group A

Part group B

Part group C

Part group C

Part group E

Part group F

Part group G

Part group H

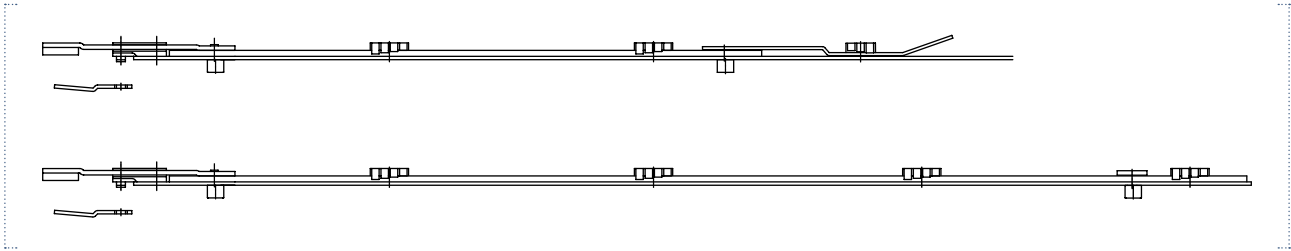
Part group I

Part group J



Part group K

BOLTS

Bolts for arched windows



WITH ROLLER CAMS | WITH FASTENING PLATE

| Size | Cams | Article No. | EAN No. 4033449... |  |  |
|------|---|-------------|-----------------------|---|---|
| 590 |  | DXRGUK | 160215 | 10 | 0,510 |
| 750 |  | DXRGU | 160208 | 10 | 0,340 |

CHAPTER | 1
COMPANY

CHAPTER | 2
HARDWARE OVERVIEW

CHAPTER | 3
INDIVIDUAL COMPONENTS

CHAPTER | 4
PROFILE-RELATED
COMPONENTS

CHAPTER | 5
INSTALLATION
INSTRUCTIONS

CHAPTER | 6
IMPORTANT DETAILS

INDIVIDUAL COMPONENTS

BOLTS

Extensions

Part group
A

Part group
B

Part group
C

Part group
C

Part group
E

Part group
F

Part group
G

Part group
H

Part group
I

Part group
J

Part group
K



WITH ROLLER CAMS

| Size | Cropping length | Cams | Article No. | EAN No. 4033449... | | |
|------|-----------------|------|-------------|-----------------------|----|-------|
| 200 | - | - | DXVL200 | 134865 | 50 | 0,101 |
| 200 | - | | DXVL200R | 138566 | 50 | 0,101 |
| 400 | 200 | - | DXVL400 | 150360 | 50 | 0,188 |
| 400 | 200 | | DXVL400R | 138573 | 50 | 0,194 |
| 600 | 200 | - | DXVL600 | 150384 | 50 | 0,283 |
| 600 | 200 | | DXVL600R | 138580 | 50 | 0,288 |



WITH MUSHROOM CAMS

| Size | Cropping length | Cams | Article No. | EAN No. 4033449... | | |
|------|-----------------|------|-------------|-----------------------|----|-------|
| 200 | - | | DXVL200P | 150353 | 50 | 0,101 |
| 400 | 200 | | DXVL400P | 150377 | 50 | 0,194 |
| 600 | 200 | | DXVL600P | 150391 | 50 | 0,288 |

CHAPTER | 1
COMPANY

CHAPTER | 2
HARDWARE OVERVIEW

CHAPTER | 3
INDIVIDUAL COMPONENTS

CHAPTER | 4
PROFILE-RELATED
COMPONENTS

CHAPTER | 5
INSTALLATION
INSTRUCTIONS

CHAPTER | 6
IMPORTANT DETAILS

INDIVIDUAL COMPONENTS

BOTTOM HINGES

3DV-100 kg

Part group A

Part group B

Part group C

Part group C

Part group E

Part group F

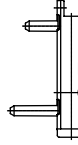
Part group G

Part group H

Part group I

Part group J

Part group K



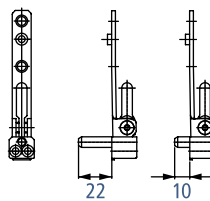
BOTTOM HINGE - SASH PART

| Article No. | EAN No. 4033449... | | |
|-------------|-----------------------|-----|-------|
| DXL3DVF | 130515 | 100 | 0,062 |



CAPS FOR BOTTOM HINGE - SASH PART

| Colour | Article No. | EAN No. 4033449... | | |
|---------------|-------------|-----------------------|-----|-------|
| bronze | DLNZ13378M | 161748 | 100 | 0,025 |
| brown | DLNZ13378B | 012378 | 100 | 0,025 |
| gold-coloured | DLNZ13378G | 159288 | 100 | 0,025 |
| silver mat | DLNZ13378S | 165227 | 100 | 0,025 |
| titanium | DLNZ13378T | 161755 | 100 | 0,025 |
| white | DLNZ13378W | 012392 | 100 | 0,025 |



BOTTOM HINGE - FRAME PART



| Specification | Article No. | EAN No. 4033449... | | |
|-----------------------------|-------------|-----------------------|-----|-------|
| 10 mm pin length | DXL3DV100RK | 165562 | 100 | 0,061 |
| 22 mm pin length (standard) | DXL3DV100R | 130508 | 100 | 0,061 |

BOTTOM HINGES

3DV-100 kg



CAPS FOR BOTTOM HINGE - FRAME PART

| Colour | Article No. | EAN No. 4033449... |  |  |
|---------------|-------------|-----------------------|---|---|
| bronze | DLZ12205M | 165968 | 100 | 0,001 |
| brown | DLZ12205B | 012408 | 100 | 0,001 |
| gold-coloured | DLZ12205G | 110586 | 100 | 0,001 |
| silver mat | DLZ12205S | 165234 | 100 | 0,001 |
| titanium | DLZ12205T | 161762 | 100 | 0,001 |
| white | DLZ12205W | 012422 | 100 | 0,001 |

INSTALLATION INSTRUCTIONS AND JIGS

| |
|--|
| Installation instructions see page 283 and following |
| Drilling jigs for frames see page 196 and following |
| Drilling jigs for sashes see page 198 and following |

CHAPTER | 1
COMPANY

CHAPTER | 2
HARDWARE OVERVIEW

CHAPTER | 3
INDIVIDUAL COMPONENTS

CHAPTER | 4
PROFILE-RELATED
COMPONENTS

CHAPTER | 5
INSTALLATION
INSTRUCTIONS

CHAPTER | 6
IMPORTANT DETAILS

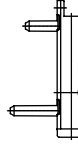
INDIVIDUAL COMPONENTS

BOTTOM HINGES

3DV-130 kg

Part group
A

Part group
B



Part group
C

BOTTOM HINGE - SASH PART

Part group
C

| Article No. | EAN No. 4033449... | | |
|-------------|-----------------------|-----|-------|
| DXL3DVF | 130515 | 100 | 0,062 |

Part group
E

Part group
F



Part group
G

CAPS FOR BOTTOM HINGE - SASH PART

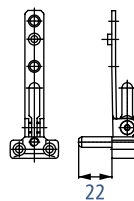
Part group
H

| Colour | Article No. | EAN No. 4033449... | | |
|---------------|-------------|-----------------------|-----|-------|
| bronze | DLNZ13378M | 161748 | 100 | 0,025 |
| brown | DLNZ13378B | 012378 | 100 | 0,025 |
| gold-coloured | DLNZ13378G | 159288 | 100 | 0,025 |
| silver mat | DLNZ13378S | 165227 | 100 | 0,025 |
| titanium | DLNZ13378T | 161755 | 100 | 0,025 |
| white | DLNZ13378W | 012392 | 100 | 0,025 |

Part group
I

Part group
J

Part group
K



BOTTOM HINGE - FRAME PART


| Article No. | EAN No. 4033449... | | |
|-------------|-----------------------|-----|-------|
| DXL3DV130R | 150025 | 100 | 0,062 |

BOTTOM HINGES

3DV-130 kg



CAPS FOR BOTTOM HINGE - FRAME PART

| Colour | Article No. | EAN No. 4033449... |  |  |
|---------------|-------------|-----------------------|---|---|
| bronze | DLZ12255M | 161786 | 100 | 0,001 |
| brown | DLZ12255B | 012439 | 100 | 0,001 |
| gold-coloured | DLZ12255G | 161779 | 100 | 0,001 |
| silver mat | DLZ12255S | 165241 | 100 | 0,001 |
| titanium | DLZ12255T | 161793 | 100 | 0,001 |
| white | DLZ12255W | 012446 | 100 | 0,001 |

INSTALLATION INSTRUCTIONS AND JIGS

| |
|--|
| Installation instructions see page 284 and following |
| Drilling jigs for frames see page 196 and following |
| Drilling jigs for sashes see page 198 and following |

CHAPTER | 1
COMPANY

CHAPTER | 2
HARDWARE OVERVIEW

CHAPTER | 3
INDIVIDUAL COMPONENTS

CHAPTER | 4
PROFILE-RELATED
COMPONENTS

CHAPTER | 5
INSTALLATION
INSTRUCTIONS

CHAPTER | 6
IMPORTANT DETAILS

INDIVIDUAL COMPONENTS

BOTTOM HINGES

3DV-100 kg / 14 mm higher position

Part group A

Part group B

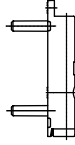
Part group C

Part group C

Part group E

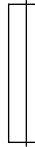
Part group F

Part group G



BOTTOM HINGE - SASH PART

| Article No. | EAN No. 4033449... | | |
|-------------|-----------------------|-----|-------|
| DXL3DVFN | 150292 | 100 | 0,062 |



CAPS FOR BOTTOM HINGE - SASH PART

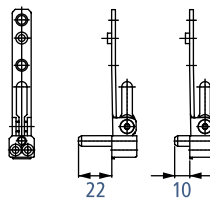
| Colour | Article No. | EAN No. 4033449... | | |
|---------------|-------------|-----------------------|-----|-------|
| bronze | DLZ13850M | 161908 | 100 | 0,025 |
| brown | DLZ13850B | 151411 | 100 | 0,025 |
| gold-coloured | DLZ13850G | 161892 | 100 | 0,025 |
| silver mat | DLZ13850S | 165319 | 100 | 0,025 |
| titanium | DLZ13850T | 161915 | 100 | 0,025 |
| white | DLZ13850W | 151428 | 100 | 0,025 |

Part group H

Part group I

Part group J

Part group K



BOTTOM HINGE - FRAME PART

| Specification | Article No. | EAN No. 4033449... | | |
|-----------------------------|-------------|-----------------------|-----|-------|
| 10 mm pin length | DXL3DV100RK | 165562 | 100 | 0,061 |
| 22 mm pin length (standard) | DXL3DV100R | 130508 | 100 | 0,061 |

BOTTOM HINGES

3DV-100 kg / 14 mm higher position



CAPS FOR BOTTOM HINGE - FRAME PART

| Colour | Article No. | EAN No. 4033449... |  100 |  0,001 |
|---------------|-------------|-----------------------|---|---|
| bronze | DLZ12205M | 165968 | 100 | 0,001 |
| brown | DLZ12205B | 012408 | 100 | 0,001 |
| gold-coloured | DLZ12205G | 110586 | 100 | 0,001 |
| silver mat | DLZ12205S | 165234 | 100 | 0,001 |
| titanium | DLZ12205T | 161762 | 100 | 0,001 |
| white | DLZ12205W | 012422 | 100 | 0,001 |

INSTALLATION INSTRUCTIONS AND JIGS

| |
|--|
| Installation instructions see page 285 and following |
| Drilling jigs for frames see page 196 and following |
| Drilling jigs for sashes see page 198 and following |

CHAPTER | 1
COMPANY

CHAPTER | 2
HARDWARE OVERVIEW

CHAPTER | 3
INDIVIDUAL COMPONENTS

CHAPTER | 4
PROFILE-RELATED
COMPONENTS

CHAPTER | 5
INSTALLATION
INSTRUCTIONS

CHAPTER | 6
IMPORTANT DETAILS

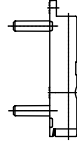
INDIVIDUAL COMPONENTS

BOTTOM HINGES

2DV-80 kg

Part group
A

Part group
B



Part group
C

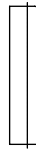
BOTTOM HINGE - SASH PART

Part group
C

| Article No. | EAN No. 4033449... | | |
|-------------|-----------------------|-----|-------|
| DXL3DVFN | 150292 | 100 | 0,062 |

Part group
E

Part group
F



Part group
G

CAPS FOR BOTTOM HINGE - SASH PART


Part group
H

| Colour | Article No. | EAN No. 4033449... | | |
|---------------|-------------|-----------------------|-----|-------|
| bronze | DLZ13850M | 161908 | 100 | 0,025 |
| brown | DLZ13850B | 151411 | 100 | 0,025 |
| gold-coloured | DLZ13850G | 161892 | 100 | 0,025 |
| silver mat | DLZ13850S | 165319 | 100 | 0,025 |
| titanium | DLZ13850T | 161915 | 100 | 0,025 |
| white | DLZ13850W | 151428 | 100 | 0,025 |

Part group
I

Part group
J

Part group
K



BOTTOM HINGE - FRAME PART

| Article No. | EAN No. 4033449... | | |
|-------------|-----------------------|-----|-------|
| DXL2DV100R | 130492 | 100 | 0,045 |

BOTTOM HINGES

2DV-80 kg





CAPS FOR BOTTOM HINGE - FRAME PART BACKPLATE

| Colour | Article No. | EAN No. 4033449... |  |  |
|---------------|-------------|-----------------------|---|---|
| bronze | DLZ13900AM | 161939 | 100 | 0,008 |
| brown | DLZ13900AB | 151435 | 100 | 0,008 |
| gold-coloured | DLZ13900AG | 161922 | 100 | 0,008 |
| silver mat | DLZ13900AS | 165333 | 100 | 0,008 |
| titanium | DLZ13900AT | 161946 | 100 | 0,008 |
| white | DLZ13900AW | 139273 | 100 | 0,008 |



CAPS FOR BOTTOM HINGE - FRAME PART

| Colour | Article No. | EAN No. 4033449... |  |  |
|---------------|-------------|-----------------------|---|---|
| bronze | DLZ13739M | 161878 | 100 | 0,008 |
| brown | DLZ13739B | 113952 | 100 | 0,008 |
| gold-coloured | DLZ13739G | 161861 | 100 | 0,008 |
| silver mat | DLZ13739S | 165302 | 100 | 0,008 |
| titanium | DLZ13739T | 161885 | 100 | 0,008 |
| white | DLZ13739W | 113969 | 100 | 0,008 |

INSTALLATION INSTRUCTIONS AND JIGS

| |
|--|
| Installation instructions see page 286 and following |
| Drilling jigs for frames see page 196 and following |
| Drilling jigs for sashes see page 198 and following |

INDIVIDUAL COMPONENTS

BOTTOM HINGES

2DV-100 kg

Part group A

Part group B

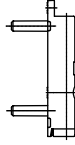
Part group C

Part group C

Part group E

Part group F

Part group G



BOTTOM HINGE - SASH PART

| Article No. | EAN No. 4033449... | | |
|-------------|-----------------------|-----|-------|
| DXL3DVFN | 150292 | 100 | 0,062 |

Part group H

Part group I

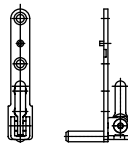
Part group J

Part group K



CAPS FOR BOTTOM HINGE - SASH PART

| Colour | Article No. | EAN No. 4033449... | | |
|---------------|-------------|-----------------------|-----|-------|
| bronze | DLZ13850M | 161908 | 100 | 0,025 |
| brown | DLZ13850B | 151411 | 100 | 0,025 |
| gold-coloured | DLZ13850G | 161892 | 100 | 0,025 |
| silver mat | DLZ13850S | 165319 | 100 | 0,025 |
| titanium | DLZ13850T | 161915 | 100 | 0,025 |
| white | DLZ13850W | 151428 | 100 | 0,025 |



BOTTOM HINGE - FRAME PART

| Article No. | EAN No. 4033449... | | |
|-------------|-----------------------|----|-------|
| DL322RS | 114669 | 50 | 0,038 |

BOTTOM HINGES

2DV-100 kg



CAPS FOR BOTTOM HINGE - FRAME PART BACKPLATE

| Colour | Article No. | EAN No. 4033449... |  |  |
|---------------|-------------|-----------------------|---|---|
| bronze | DLZ13900AM | 161939 | 100 | 0,008 |
| brown | DLZ13900AB | 151435 | 100 | 0,008 |
| gold-coloured | DLZ13900AG | 161922 | 100 | 0,008 |
| silver mat | DLZ13900AS | 165333 | 100 | 0,008 |
| titanium | DLZ13900AT | 161946 | 100 | 0,008 |
| white | DLZ13900AW | 139273 | 100 | 0,008 |



CAPS FOR BOTTOM HINGE - FRAME PART

| Colour | Article No. | EAN No. 4033449... |  |  |
|---------------|-------------|-----------------------|---|---|
| bronze | DLZ13739M | 161878 | 100 | 0,008 |
| brown | DLZ13739B | 113952 | 100 | 0,008 |
| gold-coloured | DLZ13739G | 161861 | 100 | 0,008 |
| silver mat | DLZ13739S | 165302 | 100 | 0,008 |
| titanium | DLZ13739T | 161885 | 100 | 0,008 |
| white | DLZ13739W | 113969 | 100 | 0,008 |

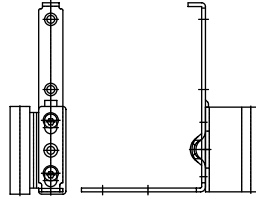
INSTALLATION INSTRUCTIONS AND JIGS

| |
|--|
| Installation instructions see page 287 and following |
| Drilling jigs for frames see page 196 and following |
| Drilling jigs for sashes see page 198 and following |

INDIVIDUAL COMPONENTS

BOTTOM HINGES

Rebate fitted hinge 3DV-80 kg



- Part group A
- Part group B
- Part group C
- Part group C
- Part group E
- Part group F
- Part group G
- Part group H
- Part group I
- Part group J
- Part group K

BOTTOM HINGE - SASH PART

| Axis | Handedness | Article No. | EAN No. 4033449... | | |
|-------|------------|-------------|-----------------------|----|-------|
| 9/20 | l/h | DL309LS | 108361 | 50 | 0,167 |
| 9/20 | r/h | DL309RS | 108378 | 50 | 0,167 |
| 13/20 | l/h | DL310LS | 108385 | 50 | 0,167 |
| 13/20 | r/h | DL310RS | 108392 | 50 | 0,167 |




CAPS FOR BOTTOM HINGE - SASH PART

| Colour | Handedness | Article No. | EAN No. 4033449... | | |
|---------------|------------|-------------|-----------------------|----|-------|
| bronze | l/h | DLZ12959ML | 161823 | 50 | 0,004 |
| bronze | r/h | DLZ12959MR | 161830 | 50 | 0,004 |
| brown | l/h | DLZ12959BL | 012484 | 50 | 0,004 |
| brown | r/h | DLZ12959BR | 012491 | 50 | 0,004 |
| gold-coloured | l/h | DLZ12959GL | 161809 | 50 | 0,004 |
| gold-coloured | r/h | DLZ12959GR | 161816 | 50 | 0,004 |
| silver mat | l/h | DLZ12959SL | 165272 | 50 | 0,004 |
| silver mat | r/h | DLZ12959SR | 165289 | 50 | 0,004 |
| titanium | l/h | DLZ12959TL | 161847 | 50 | 0,004 |
| titanium | r/h | DLZ12959TR | 161854 | 50 | 0,004 |
| white | l/h | DLZ12959WL | 012521 | 50 | 0,004 |
| white | r/h | DLZ12959WR | 012538 | 50 | 0,004 |

BOTTOM HINGES

Rebate fitted hinge 3DV-80 kg



CHAPTER | 1
COMPANY

BOTTOM HINGE - FRAME PART

| Article No. | EAN No. 4033449... | | |
|-------------|-----------------------|-----|-------|
| DXL2DV100R | 130492 | 100 | 0,045 |

CHAPTER | 2
HARDWARE OVERVIEW



CHAPTER | 3
INDIVIDUAL COMPONENTS

CAPS FOR BOTTOM HINGE - FRAME PART BACKPLATE

| Colour | Article No. | EAN No. 4033449... | | |
|---------------|-------------|-----------------------|-----|-------|
| bronze | DLZ13900AM | 161939 | 100 | 0,008 |
| brown | DLZ13900AB | 151435 | 100 | 0,008 |
| gold-coloured | DLZ13900AG | 161922 | 100 | 0,008 |
| silver mat | DLZ13900AS | 165333 | 100 | 0,008 |
| titanium | DLZ13900AT | 161946 | 100 | 0,008 |
| white | DLZ13900AW | 139273 | 100 | 0,008 |

CHAPTER | 4
PROFILE-RELATED
COMPONENTS



CAPS FOR BOTTOM HINGE - FRAME PART

| Colour | Article No. | EAN No. 4033449... | | |
|---------------|-------------|-----------------------|-----|-------|
| bronze | DLZ13739M | 161878 | 100 | 0,008 |
| brown | DLZ13739B | 113952 | 100 | 0,008 |
| gold-coloured | DLZ13739G | 161861 | 100 | 0,008 |
| silver mat | DLZ13739S | 165302 | 100 | 0,008 |
| titanium | DLZ13739T | 161885 | 100 | 0,008 |
| white | DLZ13739W | 113969 | 100 | 0,008 |

CHAPTER | 5
INSTALLATION
INSTRUCTIONS

INSTALLATION INSTRUCTIONS AND JIGS

| |
|--|
| Installation instructions see page 290 and following |
| Drilling jigs for frames see page 196 and following |

CHAPTER | 6
IMPORTANT DETAILS

INDIVIDUAL COMPONENTS

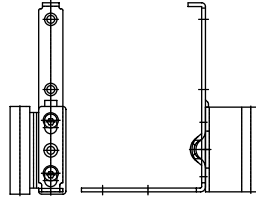
BOTTOM HINGES

Rebate fitted hinge 3DV-100 kg

Part group A

Part group B

Part group C



Part group C

BOTTOM HINGE - SASH PART

| Axis | Handedness | Article No. | EAN No. 4033449... | | |
|-------|------------|-------------|-----------------------|----|-------|
| 9/20 | l/h | DL309LS | 108361 | 50 | 0,167 |
| 9/20 | r/h | DL309RS | 108378 | 50 | 0,167 |
| 13/20 | l/h | DL310LS | 108385 | 50 | 0,167 |
| 13/20 | r/h | DL310RS | 108392 | 50 | 0,167 |

Part group E

Part group F

Part group G



Part group H

Part group I

CAPS FOR BOTTOM HINGE - SASH PART


| Colour | Handedness | Article No. | EAN No. 4033449... | | |
|---------------|------------|-------------|-----------------------|----|-------|
| bronze | l/h | DLZ12959ML | 161823 | 50 | 0,004 |
| bronze | r/h | DLZ12959MR | 161830 | 50 | 0,004 |
| brown | l/h | DLZ12959BL | 012484 | 50 | 0,004 |
| brown | r/h | DLZ12959BR | 012491 | 50 | 0,004 |
| gold-coloured | l/h | DLZ12959GL | 161809 | 50 | 0,004 |
| gold-coloured | r/h | DLZ12959GR | 161816 | 50 | 0,004 |
| silver mat | l/h | DLZ12959SL | 165272 | 50 | 0,004 |
| silver mat | r/h | DLZ12959SR | 165289 | 50 | 0,004 |
| titanium | l/h | DLZ12959TL | 161847 | 50 | 0,004 |
| titanium | r/h | DLZ12959TR | 161854 | 50 | 0,004 |
| white | l/h | DLZ12959WL | 012521 | 50 | 0,004 |
| white | r/h | DLZ12959WR | 012538 | 50 | 0,004 |

Part group J

Part group K



BOTTOM HINGES

Rebate fitted hinge 3DV-100 kg



CHAPTER | 1
COMPANY

BOTTOM HINGE - FRAME PART



| Article No. | EAN No. 4033449... |  |  |
|-------------|-----------------------|---|---|
| DL322RS | 114669 | 50 | 0,038 |

CHAPTER | 2
HARDWARE OVERVIEW



CHAPTER | 3
INDIVIDUAL COMPONENTS

CAPS FOR BOTTOM HINGE - FRAME PART BACKPLATE

| Colour | Article No. | EAN No. 4033449... |  |  |
|---------------|-------------|-----------------------|---|---|
| bronze | DLZ13900AM | 161939 | 100 | 0,008 |
| brown | DLZ13900AB | 151435 | 100 | 0,008 |
| gold-coloured | DLZ13900AG | 161922 | 100 | 0,008 |
| silver mat | DLZ13900AS | 165333 | 100 | 0,008 |
| titanium | DLZ13900AT | 161946 | 100 | 0,008 |
| white | DLZ13900AW | 139273 | 100 | 0,008 |

CHAPTER | 4
PROFILE-RELATED
COMPONENTS



CAPS FOR BOTTOM HINGE - FRAME PART

| Colour | Article No. | EAN No. 4033449... |  |  |
|---------------|-------------|-----------------------|---|---|
| bronze | DLZ13739M | 161878 | 100 | 0,008 |
| brown | DLZ13739B | 113952 | 100 | 0,008 |
| gold-coloured | DLZ13739G | 161861 | 100 | 0,008 |
| silver mat | DLZ13739S | 165302 | 100 | 0,008 |
| titanium | DLZ13739T | 161885 | 100 | 0,008 |
| white | DLZ13739W | 113969 | 100 | 0,008 |

CHAPTER | 5
INSTALLATION
INSTRUCTIONS

INSTALLATION INSTRUCTIONS AND JIGS

| |
|--|
| Installation instructions see page 291 and following |
| Drilling jigs for frames see page 196 and following |

CHAPTER | 6
IMPORTANT DETAILS

INDIVIDUAL COMPONENTS

TURN OR TILT-ONLY HINGES

Hinges and caps

- Part group A
- Part group B
- Part group C
- Part group C
- Part group E
- Part group F
- Part group G
- Part group H
- Part group I
- Part group J
- Part group K



SIDE HUNG CENTRE HINGE | OVERLAP-SCREWED

| Article No. | EAN No. 4033449... | | |
|-------------|-----------------------|-----|-------|
| DD11693S | 130034 | 100 | 0,027 |



CAP FOR SIDE HUNG CENTRE HINGE - SASH PART

| Colour | Article No. | EAN No. 4033449... | | |
|---------------|-------------|-----------------------|-----|-------|
| bronze | DD41339M | 161700 | 100 | 0,001 |
| brown | DD41340B | 011555 | 100 | 0,001 |
| gold-coloured | DD41339G | 126822 | 100 | 0,001 |
| silver mat | DD41339S | 165203 | 100 | 0,001 |
| titanium | DD41339T | 161717 | 100 | 0,001 |
| white | DD41339W | 011548 | 100 | 0,001 |



CAP FOR SIDE HUNG CENTRE HINGE - FRAME PART

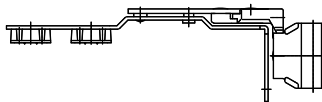
| Colour | Article No. | EAN No. 4033449... | | |
|---------------|-------------|-----------------------|-----|-------|
| bronze | DD41342M | 161724 | 100 | 0,001 |
| brown | DD41343B | 011579 | 100 | 0,001 |
| gold-coloured | DD41342G | 126839 | 100 | 0,001 |
| silver mat | DD41342S | 165210 | 100 | 0,001 |
| titanium | DD41342T | 161731 | 100 | 0,001 |
| white | DD41342W | 011562 | 100 | 0,001 |

INSTALLATION INSTRUCTIONS AND JIGS

| |
|--|
| Installation instructions see page 292 and following |
| Drilling jigs for frames see page 197 and following |

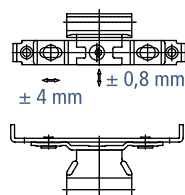
TURN OR TILT-ONLY HINGES

Hinges and caps



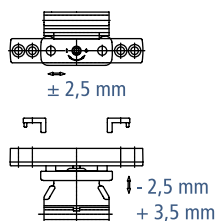
SIDE HUNG HINGE | TOP

| Axis | Article No. | EAN No. 4033449... |  |  |
|-------|-------------|-----------------------|---|---|
| 9/20 | DXDNA77282 | 130478 | 50 | 0,182 |
| 13/20 | DXDNA77285 | 130218 | 50 | 0,182 |



SIDE HUNG HINGE | ADJUSTABLE CONTACT PRESSURE AND AUTOMATICAL HEIGHT ADJUSTMENT

| Axis | Article No. | EAN No. 4033449... |  |  |
|-------|-------------|-----------------------|---|---|
| 9/20 | DXDAR77293 | 130461 | 50 | 0,092 |
| 13/20 | DXDAR77294 | 129649 | 50 | 0,092 |



REBATE FITTED TURN OR TILT-ONLY HINGE | ADJUSTABLE CLEARANCE AND HEIGHT AND SIDE SELF ADJUSTING

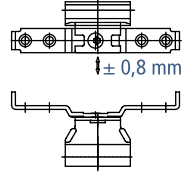
| Axis | Article No. | EAN No. 4033449... |  |  |
|-------|-------------|-----------------------|---|---|
| 9/20 | DXD828 | 162646 | 50 | 0,109 |
| 13/20 | DXD829 | 162653 | 50 | 0,109 |

INDIVIDUAL COMPONENTS

TURN OR TILT-ONLY HINGES

Hinges and caps

- Part group A
- Part group B
- Part group C
- Part group C
- Part group E
- Part group F
- Part group G
- Part group H
- Part group I
- Part group J
- Part group K



HINGE FOR TILT WINDOWS | ADJUSTABLE CONTACT PRESSURE

| Axis | Article No. | EAN No. 4033449... | | |
|-------|-------------|-----------------------|----|-------|
| 9/20 | DXD293 | 138467 | 50 | 0,092 |
| 13/20 | DXD294 | 138474 | 50 | 0,093 |



CAPS FOR TOP HINGE - SASH PART

| Colour | Article No. | EAN No. 4033449... | | |
|---------------|-------------|-----------------------|-----|-------|
| bronze | DMSZ13386M | 161953 | 100 | 0,001 |
| brown | DMSZ13386B | 015904 | 100 | 0,001 |
| gold-coloured | DMSZ13386G | 110609 | 100 | 0,001 |
| silver mat | DMSZ13386S | 165357 | 100 | 0,001 |
| titanium | DMSZ13386T | 161960 | 100 | 0,001 |
| white | DMSZ13386W | 015911 | 100 | 0,001 |

INSTALLATION INSTRUCTIONS

Installation instructions see page 293 and following

TURN OR TILT-ONLY HINGES

Hinges and caps



TOP HINGE BEARING

| Article No. | EAN No. 4033449... | | |
|-------------|-----------------------|-----|-------|
| DXSZ13278 | 129694 | 100 | 0,034 |



PIN FOR TOP HINGE BEARING

| Article No. | EAN No. 4033449... | | |
|-------------|-----------------------|-----|-------|
| DXSZ40119 | 129700 | 100 | 0,022 |



CAPS FOR TOP HINGE BEARING

| Colour | Article No. | EAN No. 4033449... | | |
|---------------|-------------|-----------------------|-----|-------|
| bronze | DMZ12931M | 161977 | 100 | 0,002 |
| brown | DMZ12931B | 016666 | 100 | 0,002 |
| gold-coloured | DMZ12931G | 110616 | 100 | 0,002 |
| silver mat | DMZ12931S | 165364 | 100 | 0,002 |
| titanium | DMZ12931T | 161984 | 100 | 0,002 |
| white | DMZ12931W | 016680 | 100 | 0,002 |

INSTALLATION INSTRUCTIONS AND JIGS

| |
|--|
| Installation instructions see page 283 and following |
| Drilling jigs see page 196 and following |

CHAPTER | 1
COMPANYCHAPTER | 2
HARDWARE OVERVIEWCHAPTER | 3
INDIVIDUAL COMPONENTSCHAPTER | 4
PROFILE-RELATED
COMPONENTSCHAPTER | 5
INSTALLATION
INSTRUCTIONSCHAPTER | 6
IMPORTANT DETAILS

INDIVIDUAL COMPONENTS

PROFILE-RELATED COMPONENTS

Part group
A

Part group
B



ROLLER PLATES

see chapter 4 - profile-related components

Part group
C

Part group
C

Part group
E



MUSHROOM PLATES

see chapter 4 - profile-related components

Part group
F

Part group
G

Part group
H

Part group
I



SHIMS FOR MUSHROOM PLATE

see chapter 4 - profile-related components

Part group
J

Part group
K



MUSHROOM PLATE BASIC SECURITY

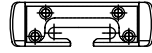
see chapter 4 - profile-related components



SECURITY PLATES

see chapter 4 - profile-related components

PROFILE-RELATED COMPONENTS



MUSHROOM TIP PLATES

see chapter 4 - profile-related components

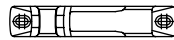
CHAPTER | 1
COMPANY



TIP PLATES

see chapter 4 - profile-related components

CHAPTER | 2
HARDWARE OVERVIEW



TIP PLATES TIPSAFE

see chapter 4 - profile-related components

CHAPTER | 3
INDIVIDUAL COMPONENTS



SHIMS FOR TIP PLATE TIPSAFE

see chapter 4 - profile-related components

CHAPTER | 4
PROFILE-RELATED COMPONENTS



ROLLER PLATES TIPSAFE FOR SASH LIFTER

see chapter 4 - profile-related components

CHAPTER | 5
INSTALLATION INSTRUCTIONS

CHAPTER | 6
IMPORTANT DETAILS

INDIVIDUAL COMPONENTS

PROFILE-RELATED COMPONENTS

Part group
A

Part group
B

Part group
C

Part group
C

Part group
E

Part group
F

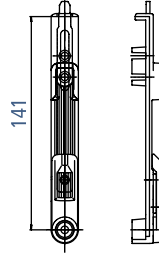
Part group
G

Part group
H

Part group
I

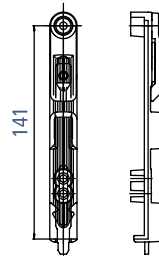
Part group
J

Part group
K



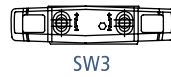
SHOOT BOLT | TOP

see chapter 4 - profile-related components



SHOOT BOLT | BOTTOM

see chapter 4 - profile-related components



SHOOT BOLT PLATES | ADJUSTABLE CONTACT PRESSURE

see chapter 4 - profile-related components



SHIMS FOR SHOOT BOLT PLATE

see chapter 4 - profile-related components

PROFILE-RELATED COMPONENTS



FRENCH WINDOW - ROLLER PLATES | TO INSTALL INTO THE EURO GROOVE

see chapter 4 - profile-related components

CHAPTER | 1
COMPANY



FRENCH WINDOW - ROLLER/MUSHROOM PLATES | TO INSTALL INTO THE EURO GROOVE

see chapter 4 - profile-related components

CHAPTER | 2
HARDWARE OVERVIEW

CHAPTER | 3
INDIVIDUAL COMPONENTS



FRENCH WINDOW - SNAPPER | TO INSTALL INTO THE EURO GROOVE

see chapter 4 - profile-related components

CHAPTER | 4
PROFILE-RELATED COMPONENTS

FRENCH WINDOW - SNAPPER | TO INSTALL ONTO THE FACEPLATE

see chapter 4 - profile-related components

CHAPTER | 5
INSTALLATION INSTRUCTIONS

CHAPTER | 6
IMPORTANT DETAILS

INDIVIDUAL COMPONENTS

OPTIONAL ACCESSORIES

Part group
A

Part group
B

Part group
C

Part group
C

Part group
E

Part group
F

Part group
G

Part group
H

Part group
I

Part group
J

Part group
K



NIGHT VENT PLATES

see chapter 4 - profile-related components



SHIMS FOR NIGHT VENT PLATE

see chapter 4 - profile-related components



MULTI NIGHT VENT PLATES

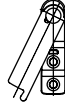
see chapter 4 - profile-related components



SHIMS FOR MULTI NIGHT VENT PLATE

see chapter 4 - profile-related components

OPTIONAL ACCESSORIES



CHAPTER | 1
COMPANY

SASH LIFTER

| Handedness | Article No. | EAN No. 4033449... | | |
|------------|-------------|-----------------------|-----|-------|
| l/h | DXKF654L | 128918 | 200 | 0,034 |
| r/h | DXKF654R | 128925 | 200 | 0,034 |

CHAPTER | 2
HARDWARE OVERVIEW



CHAPTER | 3
INDIVIDUAL COMPONENTS

SNAPPER

see chapter 4 - profile-related components



CHAPTER | 4
PROFILE-RELATED COMPONENTS

SHIMS FOR SNAPPER

see chapter 4 - profile-related components



CHAPTER | 5
INSTALLATION INSTRUCTIONS

SNAPPER CAM (DOOR GEARS ARE ALREADY FITTED WITH A SNAPPER CAM)

| Article No. | EAN No. 4033449... | | |
|-------------|-----------------------|-----|-------|
| DZ46R9X | 080070 | 100 | 0,005 |

CHAPTER | 6
IMPORTANT DETAILS

INDIVIDUAL COMPONENTS

OPTIONAL ACCESSORIES

- Part group A
- Part group B
- Part group C
- Part group C
- Part group E
- Part group F
- Part group G
- Part group H
- Part group I
- Part group J
- Part group K



SNAPPER PLATE WITH CAM FOR EURO GROOVE

| Article No. | EAN No. 4033449... | | |
|-------------|-----------------------|-----|-------|
| DZ46P9X | 095050 | 100 | 0,025 |

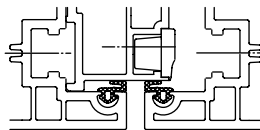


ANTI-MISHANDLING DEVICES

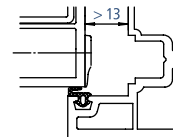
| Axis | Handedness | Article No. | EAN No. 4033449... | | |
|-------|------------|-------------|-----------------------|-----|-------|
| 9/20 | l/h | DXZ0983L | 130553 | 100 | 0,025 |
| 9/20 | r/h | DXZ0983R | 130560 | 100 | 0,025 |
| 13/20 | l/h | DXZ1383L | 128987 | 100 | 0,025 |
| 13/20 | r/h | DXZ1383R | 128994 | 100 | 0,025 |



(A)



(B)



FRAME PLATES FOR ANTI-MISHANDLING DEVICE

| Specification | Article No. | EAN No. 4033449... | | |
|--|-------------|-----------------------|-----|-------|
| (A) for opposite Euro groove | DXZ12982 | 166354 | 100 | 0,009 |
| (B) for plane rebate and/or clearance > 13mm | DXZ12771 | 166347 | 100 | 0,003 |

OPTIONAL ACCESSORIES



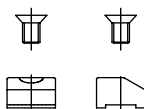
ANTI-SLAM DEVICE

| Specification | Article No. | EAN No. 4033449... | | |
|------------------------|-------------|-----------------------|-----|-------|
| for stays from size 60 | DZ12193 | 017205 | 200 | 0,005 |
| for stays size 40 | DZ12874 | 017212 | 200 | 0,002 |



HANDLE LIMITER FOR 90° TURN | GEAR WITH 15 MM BACKSET

| Specification | Article No. | EAN No. 4033449... | | |
|--------------------|-------------|-----------------------|-----|-------|
| Handle limiter 90° | DMZ752 | 016802 | 200 | 0,001 |



SPACER BLOCK | AGAINST MOVING OF THE SASH AT BURGLAR ATTEMPT | TO INSTALL ON THE CORNER DRIVE 150X150 IN THE AREA OF THE CORNER AND WITH A FITTING SCREW AT ONE FIXING SCREW HOLE

| Specification | Axis | Article No. | EAN No. 4033449... | | |
|----------------------------|-------|-------------|-----------------------|-----|-------|
| with self-forming M5 screw | 9/20 | DMZ12110 | 016635 | 100 | 0,002 |
| with self-forming M5 screw | 13/20 | DMZ12973 | 016758 | 100 | 0,004 |

INDIVIDUAL COMPONENTS

OPTIONAL ACCESSORIES

Part group
A

Part group
B

Part group
C

Part group
C

Part group
E

Part group
F

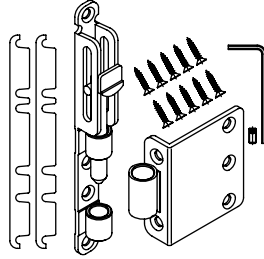
Part group
G

Part group
H

Part group
I

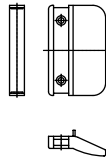
Part group
J

Part group
K



BURGLARY PREVENTION DEVICES

| Specification | Colour | Article No. | EAN No. 4033449... | | |
|---|--------|-------------|-----------------------|----|-------|
| No. 150S - for inwards opening windows | brown | DZ150SEB | 017274 | 10 | 0,209 |
| No. 150S - for inwards opening windows | white | DZ150SEW | 017298 | 10 | 0,209 |
| No. 150S - for outwards opening windows | brown | DZ150SEAB | 017243 | 10 | 0,228 |
| No. 150S - for outwards opening windows | white | DZ150SEAW | 017267 | 10 | 0,225 |



HANDLES

| Colour | Article No. | EAN No. 4033449... | | |
|--------|-------------|-----------------------|-----|-------|
| brown | DZ319B | 093209 | 200 | 0,021 |
| white | DZ319W | 017380 | 200 | 0,021 |

CHAPTER | 1
COMPANY

CHAPTER | 2
HARDWARE OVERVIEW

CHAPTER | 3
INDIVIDUAL COMPONENTS

CHAPTER | 4
PROFILE-RELATED
COMPONENTS

CHAPTER | 5
INSTALLATION
INSTRUCTIONS

CHAPTER | 6
IMPORTANT DETAILS

INDIVIDUAL COMPONENTS

INSTALLATION AND MAINTENANCE PRODUCTS

Drilling jigs for frames

Part group A

Part group B

Part group C

Part group C

Part group E

Part group F

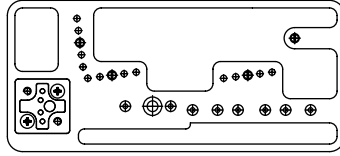
Part group G

Part group H

Part group I

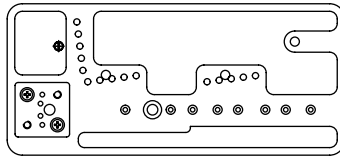
Part group J

Part group K



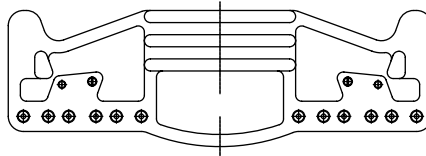
BOTTOM HINGE 3DV-100 KG AND 130 KG AND TOP HINGE BEARING

| Axis | Article No. | EAN No. 4033449... | | |
|---------|-------------|-----------------------|---|-------|
| 9+13/20 | LD12727 | 022568 | 1 | 0,270 |



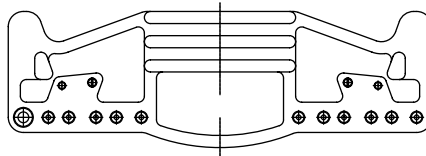
BOTTOM HINGE 3DV-100 KG / 14 MM HIGHER POSITION AND TOP HINGE BEARING

| Axis | Article No. | EAN No. 4033449... | | |
|---------|-------------|-----------------------|---|-------|
| 9+13/20 | LD825 | 159080 | 1 | 0,280 |



BOTTOM HINGE 2DV-80 KG, REBATE FITTED HINGE 3DV-100KG AND TOP HINGE BEARING

| Axis | Article No. | EAN No. 4033449... | | |
|---------|-------------|-----------------------|---|-------|
| 9+13/20 | LD796 | 141061 | 1 | 0,250 |

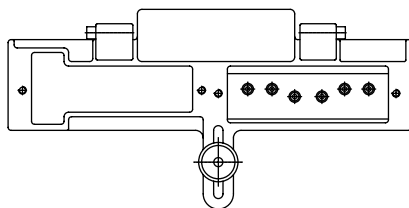


BOTTOM HINGE 2DV-100 KG, REBATE FITTED HINGE 3DV-100KG AND TOP HINGE BEARING

| Axis | Article No. | EAN No. 4033449... | | |
|---------|-------------|-----------------------|---|-------|
| 9+13/20 | LD789 | 141054 | 1 | 0,448 |

INSTALLATION AND MAINTENANCE PRODUCTS

Drilling jigs for frames

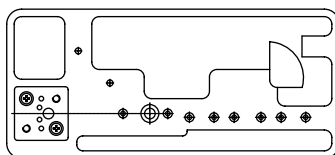


CHAPTER | 1
COMPANY

ARCHED WINDOWS

| Axis | Article No. | EAN No. 4033449... | | |
|---------|-------------|-----------------------|---|-------|
| 9+13/20 | LD-R0725955 | 120998 | 1 | 0,775 |

CHAPTER | 2
HARDWARE OVERVIEW

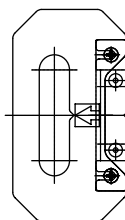


CHAPTER | 3
INDIVIDUAL COMPONENTS

ANGLED WINDOW

| Axis | Article No. | EAN No. 4033449... | | |
|---------|-------------|-----------------------|---|-------|
| 9+13/20 | LD12744 | 022575 | 1 | 0,327 |

CHAPTER | 4
PROFILE-RELATED COMPONENTS



SIDE HUNG CENTRE HINGE

| Article No. | EAN No. 4033449... | | |
|-------------|-----------------------|----|-------|
| LD763 | 101065 | 10 | 0,410 |

CHAPTER | 5
INSTALLATION INSTRUCTIONS

CHAPTER | 6
IMPORTANT DETAILS

INDIVIDUAL COMPONENTS

INSTALLATION AND MAINTENANCE PRODUCTS

Drilling jigs for sashes

Part group A

Part group B

Part group C

Part group C

Part group E

Part group F

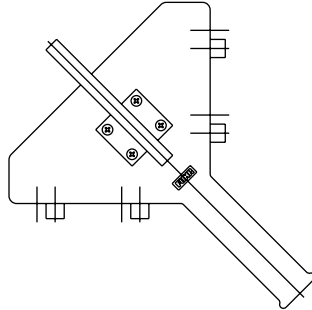
Part group G

Part group H

Part group I

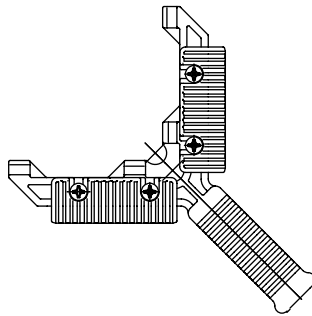
Part group J

Part group K



BOTTOM HINGE 3DV-100 KG AND 130 KG

| Axis | Article No. | EAN No. 4033449... | | |
|------|-------------|-----------------------|---|-------|
| | LD12387 | 022544 | 1 | 0,500 |



BOTTOM HINGE 3DV-100 KG | 14 MM HIGHER POSITION

| Axis | Article No. | EAN No. 4033449... | | |
|-------|-------------|-----------------------|---|-------|
| 9/20 | LD803 | 158564 | 1 | 0,420 |
| 13/20 | LD804 | 159028 | 1 | 0,410 |

BOTTOM HINGE 2DV-80 KG AND 100 KG

| Axis | Article No. | EAN No. 4033449... | | |
|-------|-------------|-----------------------|---|-------|
| 9/20 | LD805 | 159035 | 1 | 0,420 |
| 13/20 | LD806 | 159042 | 1 | 0,420 |

BOTTOM HINGE 2DV-80 KG AND 100 KG | CHAMFERED EDGES

| Axis | Article No. | EAN No. 4033449... | | |
|-------|-------------|-----------------------|---|-------|
| 9/20 | LD819 | 159059 | 1 | 0,420 |
| 13/20 | LD820 | 159066 | 1 | 0,420 |

INSTALLATION AND MAINTENANCE PRODUCTS

Jigs for striker

CHAPTER | 1
COMPANY

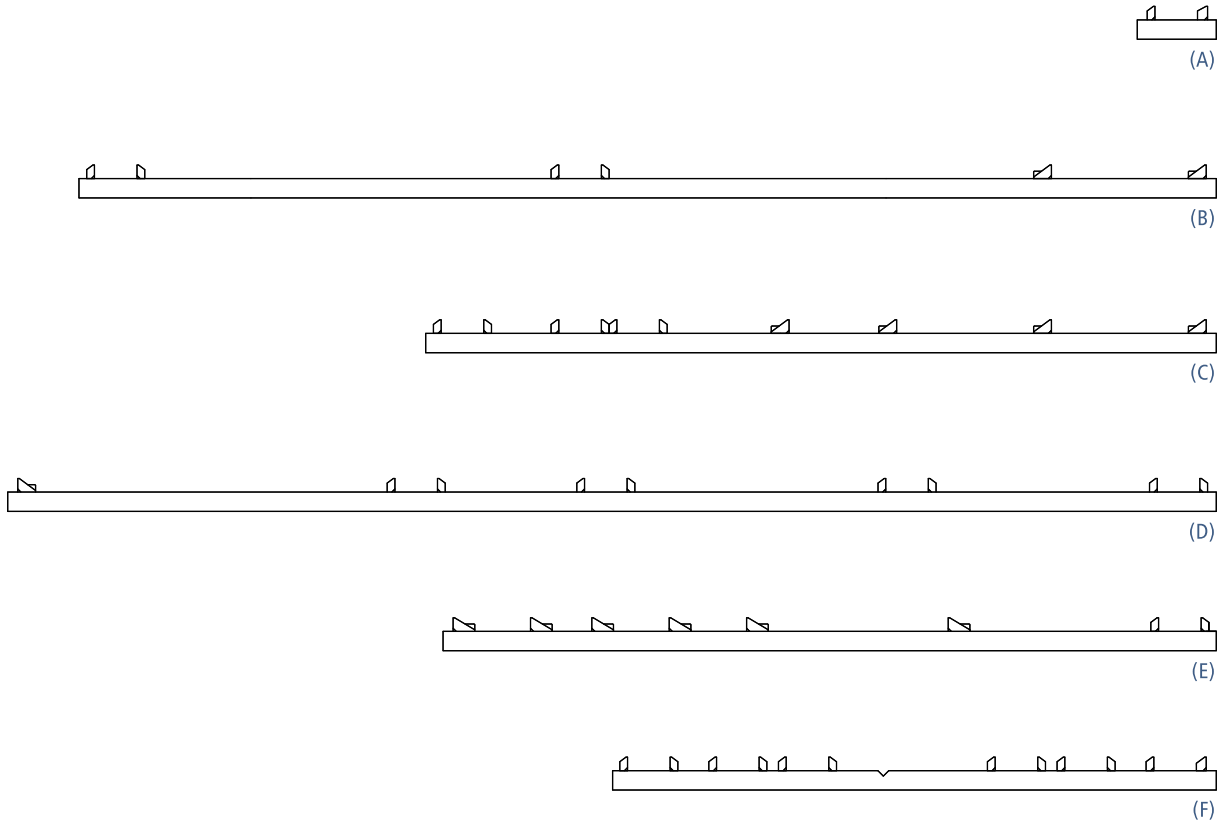
CHAPTER | 2
HARDWARE OVERVIEW

CHAPTER | 3
INDIVIDUAL COMPONENTS

CHAPTER | 4
PROFILE-RELATED COMPONENTS

CHAPTER | 5
INSTALLATION INSTRUCTIONS

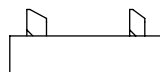
CHAPTER | 6
IMPORTANT DETAILS



TILT & TURN HARDWARE | SET OF JIGS CONSISTING OF THE JIGS ARTICLE NO. LDZ051 - LDZ056

| Article No. | EAN No. 4033449... | | |
|-------------|-----------------------|---|-------|
| LD056 | 113204 | 1 | 3,500 |

| |
|--|
| (A) LDZ051 Corner drives |
| (B) LDZ052 Side and additional bolts for doors |
| (C) LDZ053 Stays and side and bottom bolts |
| (D) LDZ054 Fixed gears and corner drives for doors |
| (E) LDZ055 Fixed gears and corner drives for windows |
| (F) LDZ056 Variable gears |



CORNER DRIVES


| Article No. | EAN No. 4033449... | | |
|-------------|-----------------------|---|-------|
| LDZ051 | 159097 | 1 | 0,080 |

INDIVIDUAL COMPONENTS

INSTALLATION AND MAINTENANCE PRODUCTS

Jigs for striker

Part group
A




Part group
B

SIDE AND ADDITIONAL BOLTS FOR DOORS

| Article No. | EAN No. 4033449... | | |
|-------------|-----------------------|---|-------|
| LDZ052 | 159103 | 1 | 0,760 |

Part group
C




Part group
E

STAYS AND SIDE AND BOTTOM BOLTS

| Article No. | EAN No. 4033449... | | |
|-------------|-----------------------|---|-------|
| LDZ053 | 159110 | 1 | 0,610 |

Part group
G



Part group
H

FIXED HANDLE HEIGHT GEARS AND CORNER DRIVES FOR DOORS

| Article No. | EAN No. 4033449... | | |
|-------------|-----------------------|---|-------|
| LDZ054 | 159127 | 1 | 0,930 |

Part group
I

Part group
J



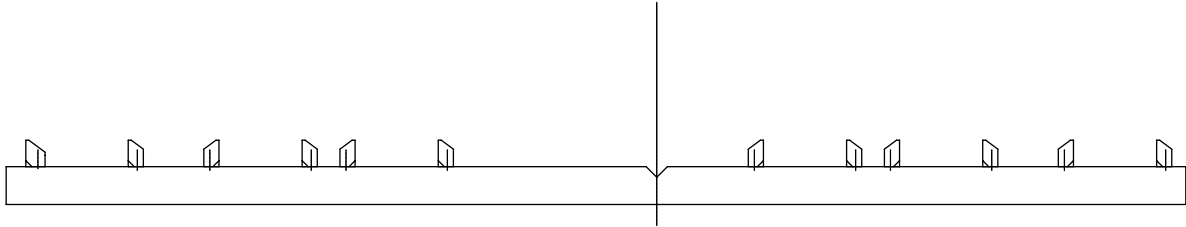
Part group
K

FIXED HANDLE HEIGHT GEARS AND CORNER DRIVES FOR WINDOWS

| Article No. | EAN No. 4033449... | | |
|-------------|-----------------------|---|-------|
| LDZ055 | 159134 | 1 | 0,620 |

INSTALLATION AND MAINTENANCE PRODUCTS

Jigs for striker




CHAPTER | 1
COMPANY

VARIABLE HANDLE HEIGHT GEARS

| Article No. | EAN No. 4033449... | | |
|-------------|-----------------------|---|-------|
| LDZ056 | 159141 | 1 | 0,560 |

CHAPTER | 2
HARDWARE OVERVIEW

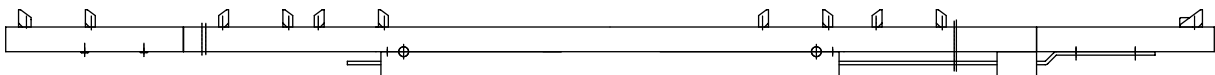


CHAPTER | 3
INDIVIDUAL COMPONENTS

VARIABLE HANDLE HEIGHT GEARS AND CORNER DRIVES FOR WINDOWS | TELESCOPIC

| Article No. | EAN No. 4033449... | | |
|-------------|-----------------------|---|-------|
| LD072 | 113211 | 1 | 0,177 |

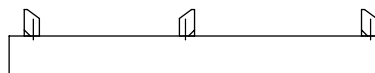
CHAPTER | 4
PROFILE-RELATED COMPONENTS



VARIABLE HANDLE HEIGHT GEARS AND CORNER DRIVES FOR DOORS | TELESCOPIC

| Article No. | EAN No. 4033449... | | |
|-------------|-----------------------|---|-------|
| LD073 | 113228 | 1 | 0,177 |

CHAPTER | 5
INSTALLATION INSTRUCTIONS



BOTTOM BOLTS TIPSFAE

| Article No. | EAN No. 4033449... | | |
|-------------|-----------------------|---|-------|
| LD642 | 159011 | 1 | 0,150 |

CHAPTER | 6
IMPORTANT DETAILS

INDIVIDUAL COMPONENTS

INSTALLATION AND MAINTENANCE PRODUCTS

Jigs for striker

Part group A

Part group B

Part group C

Part group C

Part group E

Part group F

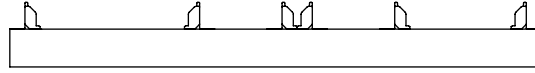
Part group G

Part group H

Part group I

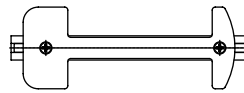
Part group J

Part group K



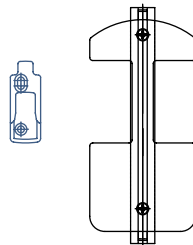
MUSHROOM PLATES FOR BASIC SECURITY

| Article No. | EAN No. 4033449... | | |
|-------------|-----------------------|---|-------|
| LD100 | 159004 | 1 | 0,280 |




MUSHROOM TIP PLATES

| Article No. | EAN No. 4033449... | | |
|-------------|-----------------------|---|-------|
| LD5145031 | 095708 | 1 | 0,088 |



ROLLER PLATES TIPSAFE - SASH LIFTER

| Article No. | EAN No. 4033449... | | |
|-------------|-----------------------|---|-------|
| LD810-024 | 150254 | 1 | 0,180 |

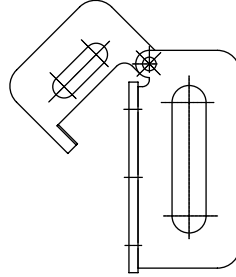


NIGHT VENT PLATES

| Article No. | EAN No. 4033449... | | |
|-------------|-----------------------|---|-------|
| LD824 | 159073 | 1 | 0,140 |

INSTALLATION AND MAINTENANCE PRODUCTS

Jigs



CHAPTER | 1
COMPANY

CHAPTER | 2
HARDWARE OVERVIEW

CHAPTER | 3
INDIVIDUAL COMPONENTS

CHAPTER | 4
PROFILE-RELATED COMPONENTS

CHAPTER | 5
INSTALLATION INSTRUCTIONS

CHAPTER | 6
IMPORTANT DETAILS

ANGLED WINDOW - TOP STAY RAIL

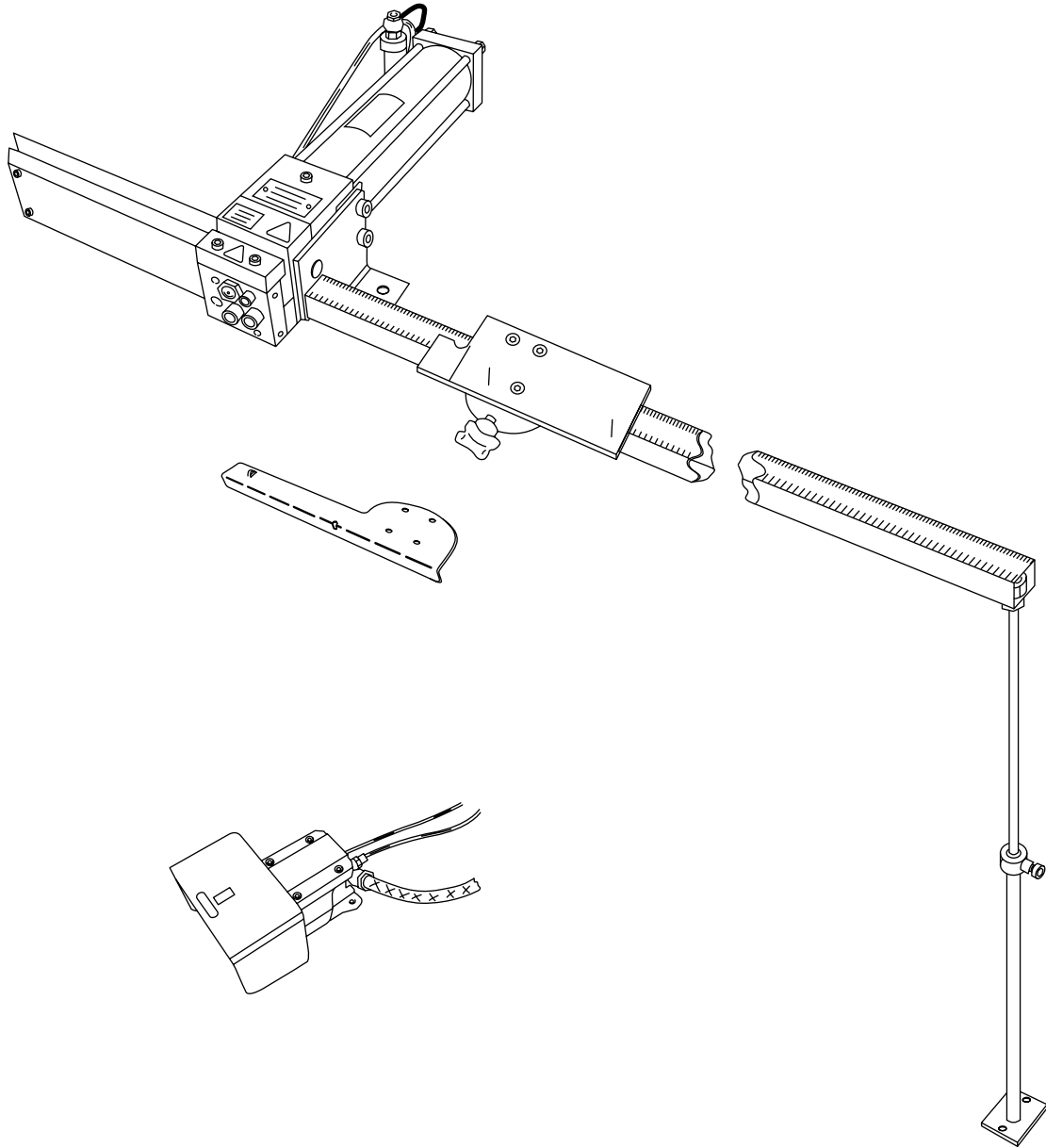
| Article No. | EAN No. 4033449... |  |  |
|-------------|-----------------------|---|---|
| LD609 | 094954 | 1 | 0,177 |

INDIVIDUAL COMPONENTS



INSTALLATION AND MAINTENANCE PRODUCTS

Cropper

- Part group A
- Part group B
- Part group C
- Part group C
- Part group E
- Part group F
- Part group G
- Part group H
- Part group I
- Part group J
- Part group K

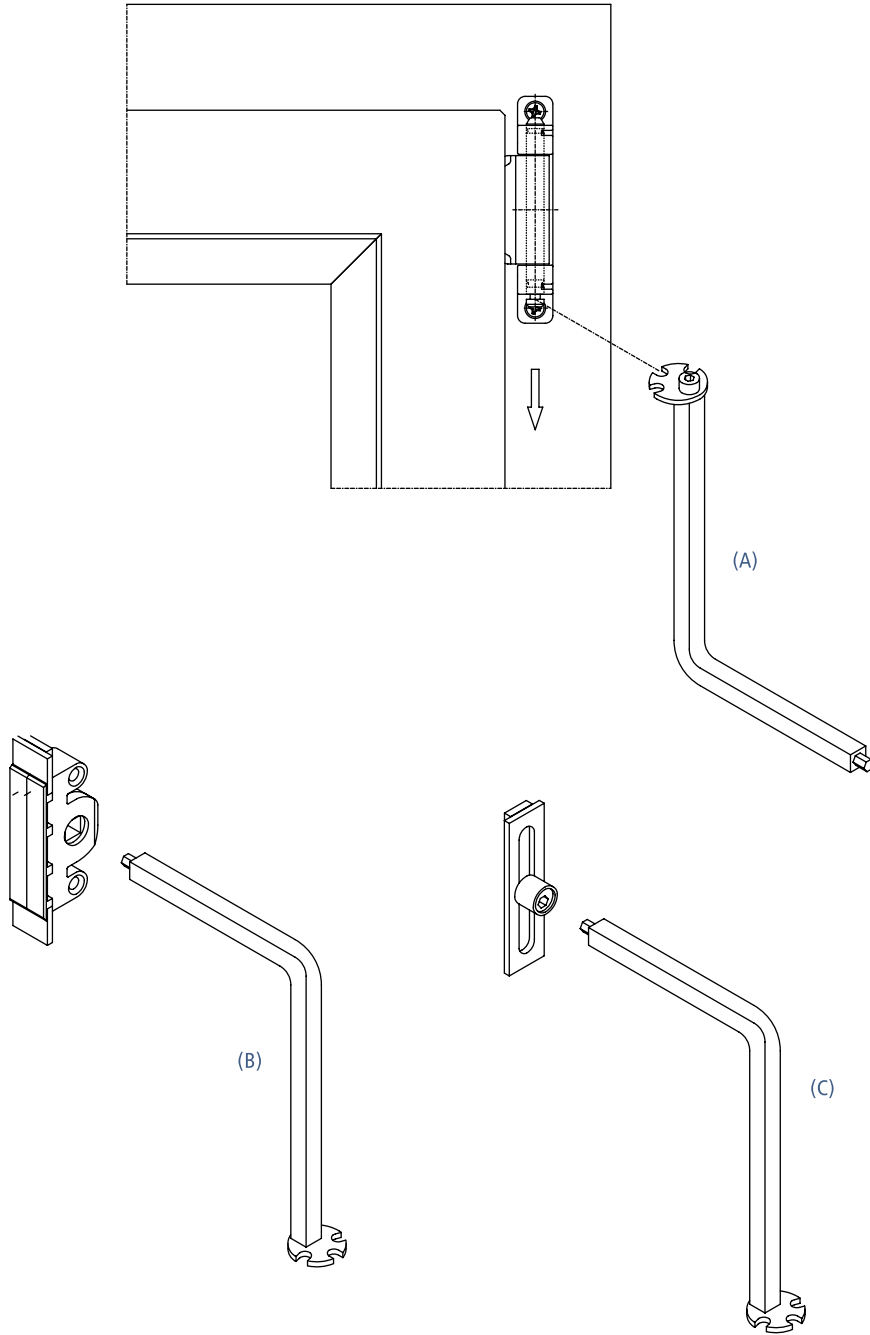


CROPPER WITH RULER, TELESCOPE RACK, PEDAL, INCLUSIVE LIMIT PLATE FOR FIXED HANDLE GEARS

| Article No. | EAN No. 4033449... |  |  |
|-------------|-----------------------|---|---|
| LZBSA | 166682 | 1 | - |

INSTALLATION AND MAINTENANCE PRODUCTS

Slave and Allen keys



CHAPTER | 1
COMPANY

CHAPTER | 2
HARDWARE OVERVIEW

CHAPTER | 3
INDIVIDUAL COMPONENTS

CHAPTER | 4
PROFILE-RELATED COMPONENTS

CHAPTER | 5
INSTALLATION INSTRUCTIONS

CHAPTER | 6
IMPORTANT DETAILS

SLAVE KEY | TILT & TURN

| | | | |
|------------|----------------------|----|-------|
| Artide No. | EAN No. | | |
| LX92058 | 4033449... 127713 | 10 | 0,702 |

INDIVIDUAL COMPONENTS

INSTALLATION AND MAINTENANCE PRODUCTS

Slave and Allen keys

Part group

A

(A) To pull out the pin of top hinge bearing one of the 3 gaps could be used optionally.

(B) 7 mm square for gear operating.

(C) 4 mm square to adjust the roller cam (contact pressure).

Part group

B

Part group

C



Part group

C

ALLEN KEY

| Article No. | EAN No. 4033449... | | |
|-------------|-----------------------|----|-------|
| LX13033 | 022766 | 10 | 0,037 |
| LX13034 | 022773 | 10 | 0,042 |
| LX13088 | 022797 | 10 | 0,033 |

Part group

E

Part group

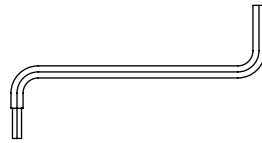
F

Part group

G

Part group

H



Part group

I

ALLEN KEY

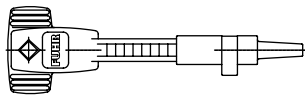
| Specification | Article No. | EAN No. 4033449... | | |
|---------------|-------------|-----------------------|---|-------|
| SW 3/4 | DZKINBUS | 018073 | 1 | 0,013 |

Part group

J

Part group

K

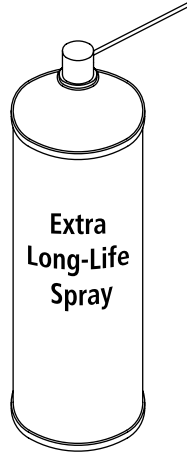


SLAVE KEY | PC-MULTISAFE

| Specification | Article No. | EAN No. 4033449... | | |
|--------------------------|-------------|-----------------------|----|-------|
| Slave key PC-MULTISAFE | LX13084 | 022780 | 10 | 0,049 |

INSTALLATION AND MAINTENANCE PRODUCTS

Maintenance spray



CHAPTER | 1
COMPANY

CHAPTER | 2
HARDWARE OVERVIEW



CHAPTER | 3
INDIVIDUAL COMPONENTS

CHAPTER | 4
PROFILE-RELATED COMPONENTS

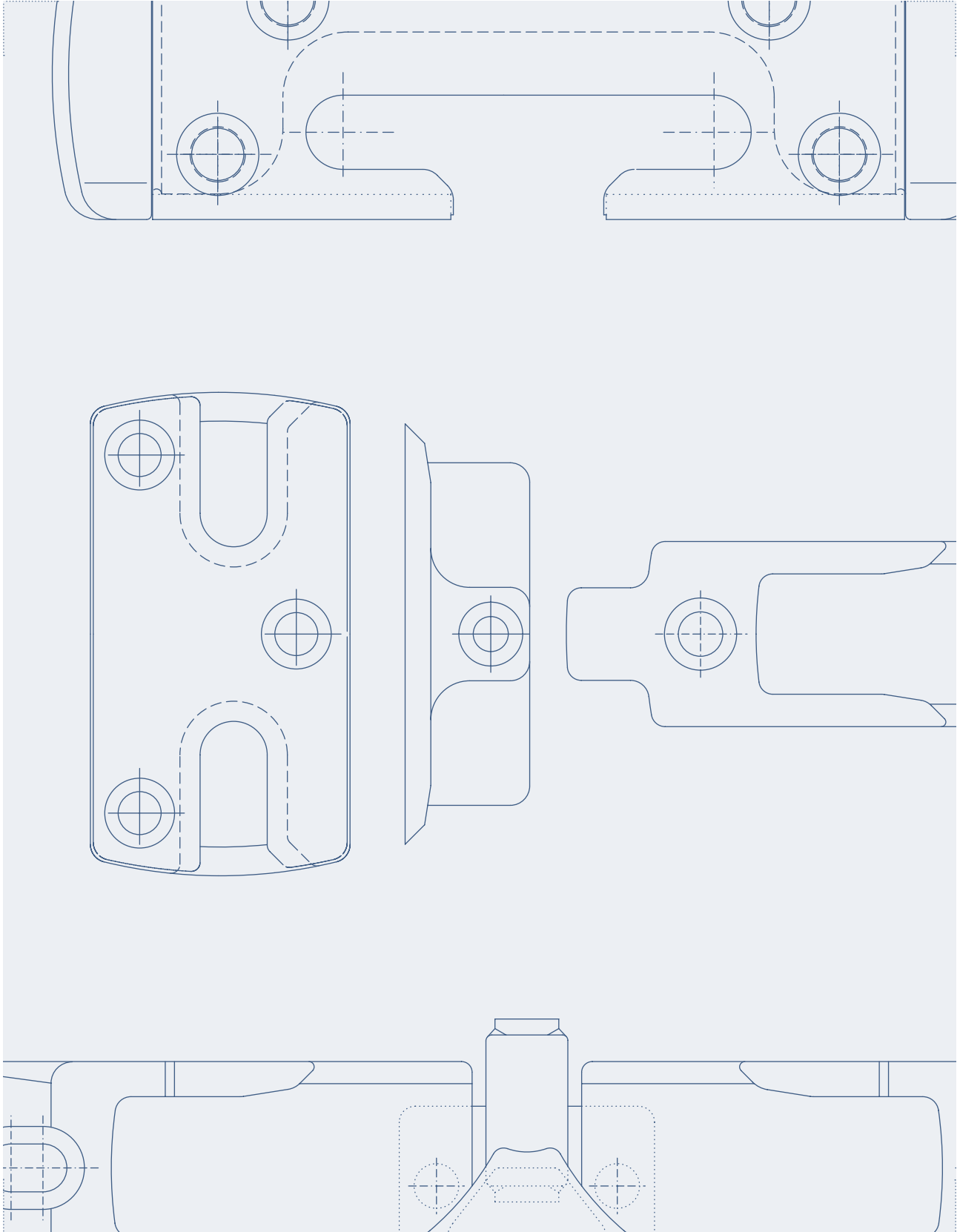
CHAPTER | 5
INSTALLATION INSTRUCTIONS

CHAPTER | 6
IMPORTANT DETAILS

EXTRA LONG-LIFE-SPRAY

| Specification | Article No. | EAN No. 4033449... |  |  |
|-------------------|-------------|-----------------------|--|--|
| No. 1011 - 400 ml | ZZ1011A | 107951 | 12 | 0,300 |

PROFILE-RELATED COMPONENTS



CHAPTER | 1
COMPANY

CHAPTER | 2
HARDWARE OVERVIEW

CHAPTER | 3
INDIVIDUAL COMPONENTS

CHAPTER | 4
PROFILE-RELATED COMPONENTS

CHAPTER | 5
INSTALLATION INSTRUCTIONS

CHAPTER | 6
IMPORTANT DETAILS

PROFILE-RELATED COMPONENTS

INDEX OF CONTENTS

| | | |
|--------------------|--|-----------------|
| ALPHACAN | | PAGE 212 |
| | Class | Page 212 |
| ALUPLAST | | PAGE 214 |
| | 2000, 3000 | Page 214 |
| | 4000, 5000, 6000 | Page 216 |
| BRUEGMANN | | PAGE 218 |
| | AD | Page 218 |
| DECEUNINCK | | PAGE 220 |
| | Zendow (3000) 3 chambers | Page 220 |
| | Zendow (3000) 5 chambers | Page 222 |
| DIMEX | | PAGE 224 |
| | Komfort | Page 224 |
| GEALAN | | PAGE 226 |
| | 3000, 7000, 8000 | Page 226 |
| INTERNOVA | | PAGE 228 |
| | 3K | Page 228 |
| | 6000 | Page 230 |
| KBE | | PAGE 232 |
| | AD 70, MD 70 | Page 232 |
| | AD 58 | Page 234 |
| KOEMMERLING | | PAGE 236 |
| | AV70 (Avantgarde), Eurodur 3S, EuroFutur | Page 236 |
| LB | | PAGE 238 |
| | PAD, PAD Contur, PCD, PMD | Page 238 |
| RAMPLAST | | PAGE 240 |
| | EcoTherm | Page 240 |
| REHAU | | PAGE 242 |
| | S730 | Page 242 |
| ROPLASTO | | PAGE 244 |
| | 6001 AD | Page 244 |
| | 6001 MD | Page 246 |
| SALAMANDER | | PAGE 248 |
| | 2D, 3D, Streamline 76 | Page 248 |

INDEX OF CONTENTS

| | | | |
|----------------|---|-----------------|--|
| SCHUECO | | PAGE 250 | |
| | ↳ Corona AS, Corona MD | Page 250 | |
| | ↳ Corona CT 70, Corona SI 82 | Page 252 | |
| SPECTUS | | PAGE 254 | |
| | ↳ TK 60 | Page 254 | |
| THYSSEN | | PAGE 256 | |
| | ↳ AD 13 | Page 256 | |
| TROCAL | | PAGE 258 | |
| | ↳ Confort, INNONOVA 70.A5, INNONOVA 70.M5 | Page 258 | |
| VEKA | | PAGE 260 | |
| | ↳ Euroline, Softline AD, Softline MD | Page 260 | |
| | ↳ Euroline, Perfectline (Softline AD 70), Softline AD 58, Swingline, Topline AD, Topline MD | Page 262 | |
| WYMAR | | PAGE 264 | |
| | ↳ 2500 | Page 264 | |

CHAPTER | 1
COMPANY

CHAPTER | 2
HARDWARE OVERVIEW

CHAPTER | 3
INDIVIDUAL COMPONENTS

CHAPTER | 4
PROFILE-RELATED
COMPONENTS

CHAPTER | 5
INSTALLATION
INSTRUCTIONS

CHAPTER | 6
IMPORTANT DETAILS

PROFILE-RELATED COMPONENTS

System
A

CLASS



| | |
|---------|---|
| Axis | 13 mm Overlap 20 mm |
| Sash | 15 mm backset - MB 00 G MB 50 G MB 25 G |
| Frame | MT 00 B MT 50 B MT 01 B MT 51 B MT 25 B |
| Mullion | MS 75 X |

PROFILE SYSTEMS

ALPHACAN

PROFILE SYSTEMS

ALPHACAN

| Description | Handedness | Article No. | EAN No. 4033449... |  |  |
|---|------------|-------------|-----------------------|---|---|
| Roller plate | | RZ56017BX | 143485 | 200 | 0,015 |
| Mushroom plate basic security | | RPZ56912X | 161670 | 100 | 0,060 |
| Security plate | | RPK56912X | 162158 | 100 | 0,043 |
| Mushroom tip plate | | RKP56910X | 160048 | 50 | 0,060 |
| Tip plate | l/h | RKF56492BLX | 165173 | 100 | 0,035 |
| Tip plate | r/h | RKF56492BRX | 165180 | 100 | 0,035 |
| Tip plate TIPSAFE | | RKT45610AX | 130874 | 100 | 0,047 |
| Shim for tip plate TIPSAFE | | DZ84320 | 147421 | 100 | 0,008 |
| Roller plate TIPSAFE for sash lifter | l/h | RZF57206LX | 162448 | 200 | 0,040 |
| Roller plate TIPSAFE for sash lifter | r/h | RZF57206RX | 162455 | 200 | 0,040 |
| Night vent plate | | DZ8215X | 086805 | 100 | 0,034 |
| Shim for night vent plate | | DZ84320 | 147421 | 100 | 0,008 |
| Multi night vent plate | l/h | DZ82N13LX | 113167 | 100 | 0,033 |
| Multi night vent plate | r/h | DZ82N13RX | 113174 | 100 | 0,033 |
| Shim for multi night vent plate | | DZ84320 | 147421 | 100 | 0,008 |
| Snapper | | DZ4114X | 086362 | 100 | 0,050 |
| Shim for snapper | | RUV84319X | 139020 | 100 | 0,012 |
| Frame plate for no. 52 | | DXJZ76509 | 159929 | 100 | 0,033 |
| Shim for frame plate for no. 52 | | RU84318 | 139013 | 100 | 0,004 |
| Frame plate for no. 61 | | DXJZ76509 | 159929 | 100 | 0,033 |
| Shim for frame plate for no. 61 | | RU84318 | 139013 | 100 | 0,004 |
| Frame plate for no. 62 | | DXJZ76509 | 159929 | 100 | 0,033 |
| Shim for frame plate for no. 62 | | RU84318 | 139013 | 100 | 0,004 |
| Frame plate for no. 64 | | DXJZ76509 | 159929 | 100 | 0,033 |
| Shim for frame plate for no. 64 | | RU84318 | 139013 | 100 | 0,004 |
| Frame plate for no. 70 | | DXJP76500 | 161403 | 100 | 0,044 |
| Second stay guide rail | l/h | FSS7207LX | 163155 | 100 | 0,122 |
| Second stay guide rail | r/h | FSS7207RX | 163162 | 100 | 0,122 |
| Shim for second stay frame plate for arched windows | | on request | | | |
| additional components for French windows | | | | | |
| Shoot bolt - top for Euro groove | | JK415832S | 079876 | 25 | 0,078 |
| Shoot bolt - bottom for Euro groove | | JK346763S | 095128 | 25 | 0,084 |
| Shoot bolt plate | | JKR49123X | 090888 | 100 | 0,038 |
| Shim for shoot bolt plate | | RU84318 | 139013 | 100 | 0,004 |
| Roller plate for Euro groove | | RZS56732X | 148244 | 100 | 0,060 |
| Roller/mushroom plate for Euro groove | | RZP56736X | 148237 | 100 | 0,060 |
| Snapper for Euro groove | | DZ41015X | 117929 | 100 | 0,063 |
| Snapper for rebate lever gear | | DZ4116X | 080063 | 100 | 0,058 |

CHAPTER | 1
COMPANYCHAPTER | 2
HARDWARE OVERVIEWCHAPTER | 3
INDIVIDUAL COMPONENTSCHAPTER | 4
PROFILE-RELATED
COMPONENTSCHAPTER | 5
INSTALLATION
INSTRUCTIONSCHAPTER | 6
IMPORTANT DETAILS

PROFILE-RELATED COMPONENTS

PROFILE SYSTEMS

ALUPLAST

System
A

2000



| | |
|---------|--|
| Axis | 13 mm Overlap 20 mm |
| Sash | 7 mm backset - 120x21 120x76 |
| Sash | 15 mm backset - 120x22 120x23 120x24 120x26 120x79 |
| Frame | 120x01 120x02 120x03 120x04 120x05 120x07 |
| Mullion | 120201 120204 |

3000

| | |
|---------|--|
| Axis | 13 mm Overlap 20 mm |
| Sash | 7 mm backset - 130x20 130x21 |
| Sash | 15 mm backset - 130x23 130x24 130x26 |
| Frame | 130x10 130x02 130x03 130x04 |
| Mullion | 130201 130203 130204 |

PROFILE SYSTEMS

ALUPLAST

| Description | Handedness | Article No. | EAN No. 4033449... |  |  |
|---|------------|-------------|-----------------------|---|---|
| Roller plate | | RZ49682X | 107654 | 200 | 0,013 |
| Mushroom plate basic security | | RPZ48229X | 158724 | 100 | 0,060 |
| Security plate | | RPK48229X | 162073 | 100 | 0,043 |
| Mushroom tip plate | | RKP56704X | 160000 | 50 | 0,060 |
| Tip plate | l/h | RKF49683LX | 130133 | 100 | 0,036 |
| Tip plate | r/h | RKF49683RX | 130140 | 100 | 0,036 |
| Tip plate TIPSAFE | l/h | RKT49713LX | 137712 | 100 | 0,050 |
| Tip plate TIPSAFE | r/h | RKT49713RX | 137729 | 100 | 0,050 |
| Shim for tip plate TIPSAFE | | DZ82560 | 017861 | 100 | 0,004 |
| Roller plate TIPSAFE for sash lifter | l/h | RZF56208LX | 165920 | 200 | 0,038 |
| Roller plate TIPSAFE for sash lifter | r/h | RZF56208RX | 165937 | 200 | 0,038 |
| Night vent plate | | DZ8209X | 142730 | 100 | 0,037 |
| Multi night vent plate | l/h | DZ82N136LX | 158014 | 100 | 0,034 |
| Multi night vent plate | r/h | DZ82N136RX | 143713 | 100 | 0,034 |
| Snapper | | DZ4114X | 086362 | 100 | 0,050 |
| Shim for snapper | | RUV84179X | 157062 | 100 | 0,013 |
| Frame plate for no. 52 | | DXJZ76508 | 161991 | 100 | 0,033 |
| Frame plate for no. 61 | | DXJZ76508 | 161991 | 100 | 0,033 |
| Frame plate for no. 62 | | DXJZ76508 | 161991 | 100 | 0,033 |
| Frame plate for no. 64 | | DXJZ76508 | 161991 | 100 | 0,033 |
| Frame plate for no. 70 | | DXJP76500 | 161403 | 100 | 0,044 |
| Second stay guide rail | l/h | FSS7208LX | 163179 | 100 | 0,122 |
| Second stay guide rail | r/h | FSS7208RX | 163186 | 100 | 0,122 |
| Shim for second stay frame plate for arched windows | | on request | | | |
| additional components for French windows | | | | | |
| Shoot bolt - top for Euro groove | | JK415832S | 079876 | 25 | 0,078 |
| Shoot bolt - bottom for Euro groove | | JK346763S | 095128 | 25 | 0,084 |
| Shoot bolt plate | | JKR49123X | 090888 | 100 | 0,038 |
| Shim for shoot bolt plate | | RU80680 | 055252 | 100 | 0,004 |
| Roller plate for Euro groove | | RZS56732X | 148244 | 100 | 0,060 |
| Roller/mushroom plate for Euro groove | | RZP56736X | 148237 | 100 | 0,060 |
| Snapper for Euro groove | | DZ41015X | 117929 | 100 | 0,063 |
| Snapper for rebate lever gear | | DZ4116X | 080063 | 100 | 0,058 |

CHAPTER | 1
COMPANYCHAPTER | 2
HARDWARE OVERVIEWCHAPTER | 3
INDIVIDUAL COMPONENTSCHAPTER | 4
PROFILE-RELATED
COMPONENTSCHAPTER | 5
INSTALLATION
INSTRUCTIONSCHAPTER | 6
IMPORTANT DETAILS

PROFILE-RELATED COMPONENTS

PROFILE SYSTEMS

ALUPLAST

System
A

4000

| | |
|---------|--|
| Axis | 13 mm Overlap 20 mm |
| Sash | 7 mm backset - 140x21 140x24 |
| Sash | 15 mm backset - 140x22 140x23 140x25 140x27 140x29 |
| Frame | 140x01 140x81 140x02 140x03 140x53 140x54 140x55 140x06 140x56 |
| Mullion | 140x65 140x66 |

5000



| | |
|---------|--|
| Axis | 13 mm Overlap 20 mm |
| Sash | 7 mm backset - 150x20 150x24 |
| Sash | 15 mm backset - 150x23 150x25 |
| Frame | 150x10 150x02 150x03 150x04 150x09 |
| Mullion | 150x65 |

6000

| | |
|---------|------------------------|
| Axis | 13 mm Overlap 20 mm |
| Sash | 7 mm backset - 160x24 |
| Sash | 15 mm backset - 160x25 |
| Frame | 160x03 |
| Mullion | 160x65 160x66 |

PROFILE SYSTEMS

ALUPLAST

| Description | Handedness | Article No. | EAN No. 4033449... |  |  |
|---|------------|-------------|-----------------------|---|---|
| Roller plate | | RZ49682X | 107654 | 200 | 0,013 |
| Mushroom plate basic security | | RPZ54608X | 161625 | 100 | 0,060 |
| Security plate | | RPK54608X | 162110 | 100 | 0,043 |
| Mushroom tip plate | | RKP56670X | 158632 | 50 | 0,054 |
| Tip plate | l/h | RKF49683LX | 130133 | 100 | 0,036 |
| Tip plate | r/h | RKF49683RX | 130140 | 100 | 0,036 |
| Tip plate TIPSAFE | l/h | RKT49713LX | 137712 | 100 | 0,050 |
| Tip plate TIPSAFE | r/h | RKT49713RX | 137729 | 100 | 0,050 |
| Shim for tip plate TIPSAFE | | DZ82768 | 017977 | 100 | 0,005 |
| Roller plate TIPSAFE for sash lifter | l/h | RZF57210LX | 162486 | 200 | 0,038 |
| Roller plate TIPSAFE for sash lifter | r/h | RZF57210RX | 162493 | 200 | 0,038 |
| Night vent plate | | DZ8207X | 103595 | 100 | 0,034 |
| Shim for night vent plate | | DZ82768 | 017977 | 100 | 0,005 |
| Multi night vent plate | l/h | DZ82N13LX | 113167 | 100 | 0,033 |
| Multi night vent plate | r/h | DZ82N13RX | 113174 | 100 | 0,033 |
| Shim for multi night vent plate | | DZ82768 | 017977 | 100 | 0,005 |
| Snapper | | DZ4114X | 086362 | 100 | 0,050 |
| Shim for snapper | | RUV80251X | 091151 | 100 | 0,012 |
| Frame plate for no. 52 | | DXJZ76509 | 159929 | 100 | 0,033 |
| Shim for frame plate for no. 52 | | RU80723 | 055306 | 100 | 0,004 |
| Frame plate for no. 61 | | DXJZ76509 | 159929 | 100 | 0,033 |
| Shim for frame plate for no. 61 | | RU80723 | 055306 | 100 | 0,004 |
| Frame plate for no. 62 | | DXJZ76509 | 159929 | 100 | 0,033 |
| Shim for frame plate for no. 62 | | RU80723 | 055306 | 100 | 0,004 |
| Frame plate for no. 64 | | DXJZ76509 | 159929 | 100 | 0,033 |
| Shim for frame plate for no. 64 | | RU80723 | 055306 | 100 | 0,004 |
| Frame plate for no. 70 | | DXJP76500 | 161403 | 100 | 0,044 |
| Second stay guide rail | l/h | FS13722LX | 163131 | 100 | 0,122 |
| Second stay guide rail | r/h | FS13722RX | 163148 | 100 | 0,122 |
| Shim for second stay frame plate for arched windows | | on request | | | |
| additional components for French windows | | | | | |
| Shoot bolt - top for Euro groove | | JK415832S | 079876 | 25 | 0,078 |
| Shoot bolt - bottom for Euro groove | | JK346763S | 095128 | 25 | 0,084 |
| Shoot bolt plate | | JKR49123X | 090888 | 100 | 0,038 |
| Shim for shoot bolt plate | | RU80723 | 055306 | 100 | 0,004 |
| Roller plate for Euro groove | | RZS56732X | 148244 | 100 | 0,060 |
| Roller/mushroom plate for Euro groove | | RZP56736X | 148237 | 100 | 0,060 |
| Snapper for Euro groove | | DZ41015X | 117929 | 100 | 0,063 |
| Snapper for rebate lever gear | | DZ4116X | 080063 | 100 | 0,058 |

CHAPTER | 1
COMPANYCHAPTER | 2
HARDWARE OVERVIEWCHAPTER | 3
INDIVIDUAL COMPONENTSCHAPTER | 4
PROFILE-RELATED
COMPONENTSCHAPTER | 5
INSTALLATION
INSTRUCTIONSCHAPTER | 6
IMPORTANT DETAILS

PROFILE-RELATED COMPONENTS

System
B

AD



| | |
|---------|---|
| Axis | 13 mm Overlap 20 mm |
| Sash | 7 mm backset - HP151 |
| Sash | 15 mm backset - HP160 HP170 HP152 HP172 |
| Frame | HP110 HP102 HP122 HP103 HP104 |
| Mullion | HP350 HP351 |

PROFILE SYSTEMS

BRUEGMANN

PROFILE SYSTEMS

BRUEGMANN

| Description | Handedness | Article No. | EAN No. 4033449... |  |  |
|---|------------|-------------|-----------------------|---|---|
| Roller plate | | RZ54405X | 137019 | 200 | 0,013 |
| Mushroom plate basic security | | RPZ48229X | 158724 | 100 | 0,060 |
| Security plate | | RPK48229X | 162073 | 100 | 0,043 |
| Mushroom tip plate | | RKP56704X | 160000 | 50 | 0,060 |
| Tip plate | l/h | RKF54406LX | 165500 | 100 | 0,056 |
| Tip plate | r/h | RKF54406RX | 165517 | 100 | 0,056 |
| Tip plate TIPSAFE | l/h | RKT49713LX | 137712 | 100 | 0,050 |
| Tip plate TIPSAFE | r/h | RKT49713RX | 137729 | 100 | 0,050 |
| Shim for tip plate TIPSAFE | | DZ82452 | 017762 | 100 | 0,004 |
| Roller plate TIPSAFE for sash lifter | l/h | RZF56208LX | 165920 | 200 | 0,038 |
| Roller plate TIPSAFE for sash lifter | r/h | RZF56208RX | 165937 | 200 | 0,038 |
| Night vent plate | | DZ8209X | 142730 | 100 | 0,037 |
| Multi night vent plate | l/h | DZ82N136LX | 158014 | 100 | 0,034 |
| Multi night vent plate | r/h | DZ82N136RX | 143713 | 100 | 0,034 |
| Snapper | | DZ4114X | 086362 | 100 | 0,050 |
| Shim for snapper | | RUV84179X | 157062 | 100 | 0,013 |
| Frame plate for no. 52 | | DXJZ76508 | 161991 | 100 | 0,033 |
| Frame plate for no. 61 | | DXJZ76508 | 161991 | 100 | 0,033 |
| Frame plate for no. 62 | | DXJZ76508 | 161991 | 100 | 0,033 |
| Frame plate for no. 64 | | DXJZ76508 | 161991 | 100 | 0,033 |
| Frame plate for no. 70 | | DXJP76500 | 161403 | 100 | 0,044 |
| Second stay guide rail | l/h | FSS7208LX | 163179 | 100 | 0,122 |
| Second stay guide rail | r/h | FSS7208RX | 163186 | 100 | 0,122 |
| Shim for second stay frame plate for arched windows | | on request | | | |
| additional components for French windows | | | | | |
| Shoot bolt - top for Euro groove | | JK415832S | 079876 | 25 | 0,078 |
| Shoot bolt - bottom for Euro groove | | JK346763S | 095128 | 25 | 0,084 |
| Shoot bolt plate | | JKR49123X | 090888 | 100 | 0,038 |
| Shim for shoot bolt plate | | RU84311 | 151220 | 100 | 0,004 |
| Roller plate for Euro groove | | RZS56732X | 148244 | 100 | 0,060 |
| Roller/mushroom plate for Euro groove | | RZP56736X | 148237 | 100 | 0,060 |
| Snapper for Euro groove | | DZ41015X | 117929 | 100 | 0,063 |
| Snapper for rebate lever gear | | DZ4116X | 080063 | 100 | 0,058 |

CHAPTER | 1
COMPANYCHAPTER | 2
HARDWARE OVERVIEWCHAPTER | 3
INDIVIDUAL COMPONENTSCHAPTER | 4
PROFILE-RELATED
COMPONENTSCHAPTER | 5
INSTALLATION
INSTRUCTIONSCHAPTER | 6
IMPORTANT DETAILS

PROFILE-RELATED COMPONENTS

PROFILE SYSTEMS

DECEUNINCK



System
D

ZENDOW (3000) 3 CHAMBERS

| | |
|---------|--|
| Axis | 13 mm Overlap 20 mm - sloped |
| Sash | 7 mm backset with rebate fitted hinge chamfered edges - 3040 3050 |
| Sash | 15 mm backset with rebate fitted hinge chamfered edges - 3041 3043 |
| Frame | 3000 3001 3002 3014 3015 3006 3016 3007 3017 3008 3018 3009 3019 |
| Mullion | 3077 3078 |

PROFILE SYSTEMS

DECEUNINCK

| Description | Handedness | Article No. | EAN No. 4033449... |  |  |
|---|------------|-------------|-----------------------|---|---|
| Roller plate | | RZ55677X | 130904 | 200 | 0,023 |
| Mushroom plate basic security | | RPZ55817X | 161663 | 100 | 0,060 |
| Security plate | | RPK55817X | 162141 | 100 | 0,043 |
| Mushroom tip plate | | RKP56702X | 159981 | 50 | 0,060 |
| Tip plate | l/h | RKF56686BLX | 167160 | 100 | 0,026 |
| Tip plate | r/h | RKF56686BRX | 167177 | 100 | 0,026 |
| Tip plate TIPSAFE | l/h | RKT49713LX | 137712 | 100 | 0,050 |
| Tip plate TIPSAFE | r/h | RKT49713RX | 137729 | 100 | 0,050 |
| Shim for tip plate TIPSAFE | | DZ84276 | 132724 | 100 | 0,006 |
| Roller plate TIPSAFE for sash lifter | l/h | RZF57227LX | 162608 | 200 | 0,038 |
| Roller plate TIPSAFE for sash lifter | r/h | RZF57227RX | 162615 | 200 | 0,038 |
| Night vent plate | | DZ8207X | 103595 | 100 | 0,034 |
| Shim for night vent plate | | DZ84276 | 132724 | 100 | 0,006 |
| Multi night vent plate | l/h | DZ82N13LX | 113167 | 100 | 0,033 |
| Multi night vent plate | r/h | DZ82N13RX | 113174 | 100 | 0,033 |
| Shim for multi night vent plate | | DZ84276 | 132724 | 100 | 0,006 |
| Snapper | | DZ4114X | 086362 | 100 | 0,050 |
| Shim for snapper | | RUV84322X | 160963 | 100 | 0,013 |
| Frame plate for no. 52 | | DXJZ76509 | 159929 | 100 | 0,033 |
| Shim for frame plate for no. 52 | | RU84277 | 160840 | 100 | 0,005 |
| Frame plate for no. 61 | | DXJZ76509 | 159929 | 100 | 0,033 |
| Shim for frame plate for no. 61 | | RU84277 | 160840 | 100 | 0,005 |
| Frame plate for no. 62 | | DXJZ76509 | 159929 | 100 | 0,033 |
| Shim for frame plate for no. 62 | | RU84277 | 160840 | 100 | 0,005 |
| Frame plate for no. 64 | | DXJZ76509 | 159929 | 100 | 0,033 |
| Shim for frame plate for no. 64 | | RU84277 | 160840 | 100 | 0,005 |
| Frame plate for no. 70 | | DXJP76500 | 161403 | 100 | 0,044 |
| Second stay guide rail | l/h | FSS7229LX | 163230 | 100 | 0,122 |
| Second stay guide rail | r/h | FSS7229RX | 163247 | 100 | 0,122 |
| Shim for second stay frame plate for arched windows | | on request | | | |
| additional components for French windows | | | | | |
| Shoot bolt - top for Euro groove | | JK415832S | 079876 | 25 | 0,078 |
| Shoot bolt - bottom for Euro groove | | JK346763S | 095128 | 25 | 0,084 |
| Shoot bolt plate | | JKR49123X | 090888 | 100 | 0,038 |
| Shim for shoot bolt plate | | RU84277 | 160840 | 100 | 0,005 |
| Roller plate for Euro groove | | RZS56732X | 148244 | 100 | 0,060 |
| Roller/mushroom plate for Euro groove | | RZP56736X | 148237 | 100 | 0,060 |
| Snapper for Euro groove | | DZ41015X | 117929 | 100 | 0,063 |
| Snapper for rebate lever gear | | DZ4116X | 080063 | 100 | 0,058 |

CHAPTER | 1
COMPANYCHAPTER | 2
HARDWARE OVERVIEWCHAPTER | 3
INDIVIDUAL COMPONENTSCHAPTER | 4
PROFILE-RELATED
COMPONENTSCHAPTER | 5
INSTALLATION
INSTRUCTIONSCHAPTER | 6
IMPORTANT DETAILS

PROFILE-RELATED COMPONENTS

PROFILE SYSTEMS

DECEUNINCK



System
D

ZENDOW (3000) 5 CHAMBERS

| | |
|---------|---|
| Axis | 13 mm Overlap 20 mm - sloped |
| Sash | 15 mm backset with rebate fitted hinge chamfered edges - 3141 3145 3165 |
| Frame | 3101 3103 3104 3114 3105 |
| Mullion | 3077 3078 |

PROFILE SYSTEMS

DECEUNINCK

| Description | Handedness | Article No. | EAN No. 4033449... |  |  |
|---|------------|-------------|-----------------------|---|---|
| Roller plate | | RZ56685X | 165913 | 200 | 0,022 |
| Mushroom plate basic security | | RPZ55817X | 161663 | 100 | 0,060 |
| Security plate | | RPK55817X | 162141 | 100 | 0,043 |
| Mushroom tip plate | | RKP56702X | 159981 | 50 | 0,060 |
| Tip plate | l/h | RKF56686BLX | 167160 | 100 | 0,026 |
| Tip plate | r/h | RKF56686BRX | 167177 | 100 | 0,026 |
| Tip plate TIPS SAFE | | RKT45610AX | 130874 | 100 | 0,047 |
| Shim for tip plate TIPS SAFE | | DZ84276 | 132724 | 100 | 0,006 |
| Roller plate TIPS SAFE for sash lifter | l/h | RZF57228LX | 162622 | 200 | 0,040 |
| Roller plate TIPS SAFE for sash lifter | r/h | RZF57228RX | 162639 | 200 | 0,040 |
| Night vent plate | | DZ8215X | 086805 | 100 | 0,034 |
| Shim for night vent plate | | DZ84276 | 132724 | 100 | 0,006 |
| Multi night vent plate | l/h | DZ82N13LX | 113167 | 100 | 0,033 |
| Multi night vent plate | r/h | DZ82N13RX | 113174 | 100 | 0,033 |
| Shim for multi night vent plate | | DZ84276 | 132724 | 100 | 0,006 |
| Snapper | | DZ4114X | 086362 | 100 | 0,050 |
| Shim for snapper | | RUV84322X | 160963 | 100 | 0,013 |
| Frame plate for no. 52 | | DXJZ76509 | 159929 | 100 | 0,033 |
| Shim for frame plate for no. 52 | | RU84277 | 160840 | 100 | 0,005 |
| Frame plate for no. 61 | | DXJZ76509 | 159929 | 100 | 0,033 |
| Shim for frame plate for no. 61 | | RU84277 | 160840 | 100 | 0,005 |
| Frame plate for no. 62 | | DXJZ76509 | 159929 | 100 | 0,033 |
| Shim for frame plate for no. 62 | | RU84277 | 160840 | 100 | 0,005 |
| Frame plate for no. 64 | | DXJZ76509 | 159929 | 100 | 0,033 |
| Shim for frame plate for no. 64 | | RU84277 | 160840 | 100 | 0,005 |
| Frame plate for no. 70 | | DXJP76500 | 161403 | 100 | 0,044 |
| Second stay guide rail | l/h | FSS7230LX | 163254 | 100 | 0,122 |
| Second stay guide rail | r/h | FSS7230RX | 163261 | 100 | 0,122 |
| Shim for second stay frame plate for arched windows | | on request | | | |
| additional components for French windows | | | | | |
| Shoot bolt - top for Euro groove | | JK415832S | 079876 | 25 | 0,078 |
| Shoot bolt - bottom for Euro groove | | JK346763S | 095128 | 25 | 0,084 |
| Shoot bolt plate | | JKR49123X | 090888 | 100 | 0,038 |
| Shim for shoot bolt plate | | RU84277 | 160840 | 100 | 0,005 |
| Roller plate for Euro groove | | RZS56732X | 148244 | 100 | 0,060 |
| Roller/mushroom plate for Euro groove | | RZP56736X | 148237 | 100 | 0,060 |
| Snapper for Euro groove | | DZ41015X | 117929 | 100 | 0,063 |
| Snapper for rebate lever gear | | DZ4116X | 080063 | 100 | 0,058 |

CHAPTER | 1
COMPANYCHAPTER | 2
HARDWARE OVERVIEWCHAPTER | 3
INDIVIDUAL COMPONENTSCHAPTER | 4
PROFILE-RELATED
COMPONENTSCHAPTER | 5
INSTALLATION
INSTRUCTIONSCHAPTER | 6
IMPORTANT DETAILS

PROFILE-RELATED COMPONENTS

System
D

KOMFORT



| | |
|---------|---|
| Axis | 13 mm Overlap 20 mm |
| Sash | 15 mm backset - 211 100 210 200 210 300 |
| Frame | 210 100 211 300 211 400 210 500 |
| Mullion | 220 200 223 500 |

PROFILE SYSTEMS

DIMEX

PROFILE SYSTEMS

DIMEX

| Description | Handedness | Article No. | EAN No. 4033449... |  |  |
|---|------------|-------------|-----------------------|---|---|
| Roller plate | | RZ49682X | 107654 | 200 | 0,013 |
| Mushroom plate basic security | | RPZ54608X | 161625 | 100 | 0,060 |
| Security plate | | RPK54608X | 162110 | 100 | 0,043 |
| Mushroom tip plate | | RKP56670X | 158632 | 50 | 0,054 |
| Tip plate | l/h | RKF49683LX | 130133 | 100 | 0,036 |
| Tip plate | r/h | RKF49683RX | 130140 | 100 | 0,036 |
| Tip plate TIPSAFE | l/h | RKT49713LX | 137712 | 100 | 0,050 |
| Tip plate TIPSAFE | r/h | RKT49713RX | 137729 | 100 | 0,050 |
| Shim for tip plate TIPSAFE | | DZ82768 | 017977 | 100 | 0,005 |
| Roller plate TIPSAFE for sash lifter | l/h | RZF57210LX | 162486 | 200 | 0,038 |
| Roller plate TIPSAFE for sash lifter | r/h | RZF57210RX | 162493 | 200 | 0,038 |
| Night vent plate | | DZ8207X | 103595 | 100 | 0,034 |
| Shim for night vent plate | | DZ82768 | 017977 | 100 | 0,005 |
| Multi night vent plate | l/h | DZ82N13LX | 113167 | 100 | 0,033 |
| Multi night vent plate | r/h | DZ82N13RX | 113174 | 100 | 0,033 |
| Shim for multi night vent plate | | DZ82768 | 017977 | 100 | 0,005 |
| Snapper | | DZ4114X | 086362 | 100 | 0,050 |
| Shim for snapper | | RUV80251X | 091151 | 100 | 0,012 |
| Frame plate for no. 52 | | DXJZ76509 | 159929 | 100 | 0,033 |
| Shim for frame plate for no. 52 | | RU80723 | 055306 | 100 | 0,004 |
| Frame plate for no. 61 | | DXJZ76509 | 159929 | 100 | 0,033 |
| Shim for frame plate for no. 61 | | RU80723 | 055306 | 100 | 0,004 |
| Frame plate for no. 62 | | DXJZ76509 | 159929 | 100 | 0,033 |
| Shim for frame plate for no. 62 | | RU80723 | 055306 | 100 | 0,004 |
| Frame plate for no. 64 | | DXJZ76509 | 159929 | 100 | 0,033 |
| Shim for frame plate for no. 64 | | RU80723 | 055306 | 100 | 0,004 |
| Frame plate for no. 70 | | DXJP76500 | 161403 | 100 | 0,044 |
| Second stay guide rail | l/h | FS13722LX | 163131 | 100 | 0,122 |
| Second stay guide rail | r/h | FS13722RX | 163148 | 100 | 0,122 |
| Shim for second stay frame plate for arched windows | | on request | | | |
| additional components for French windows | | | | | |
| Shoot bolt - top for Euro groove | | JK415832S | 079876 | 25 | 0,078 |
| Shoot bolt - bottom for Euro groove | | JK346763S | 095128 | 25 | 0,084 |
| Shoot bolt plate | | JKR49123X | 090888 | 100 | 0,038 |
| Shim for shoot bolt plate | | RU80723 | 055306 | 100 | 0,004 |
| Roller plate for Euro groove | | RZS56732X | 148244 | 100 | 0,060 |
| Roller/mushroom plate for Euro groove | | RZP56736X | 148237 | 100 | 0,060 |
| Snapper for Euro groove | | DZ41015X | 117929 | 100 | 0,063 |
| Snapper for rebate lever gear | | DZ4116X | 080063 | 100 | 0,058 |

CHAPTER | 1
COMPANYCHAPTER | 2
HARDWARE OVERVIEWCHAPTER | 3
INDIVIDUAL COMPONENTSCHAPTER | 4
PROFILE-RELATED
COMPONENTSCHAPTER | 5
INSTALLATION
INSTRUCTIONSCHAPTER | 6
IMPORTANT DETAILS

PROFILE-RELATED COMPONENTS

PROFILE SYSTEMS

GEALAN

System
G

3000

| | |
|---------|---|
| Axis | 13 mm Overlap 20 mm |
| Sash | 7 mm backset - 3070 3071 3072 |
| Sash | 15 mm backset - 3073 3093 3094 3065 3095 3066 3077 3068 |
| Frame | 3010 3011 3012 3003 3013 3023 3014 3005 3006 3026 3007 3027 3008 3009 |
| Mullion | 3080 |

7000



| | |
|---------|-----------------------------|
| Axis | 13 mm Overlap 20 mm |
| Sash | 15 mm backset - 7093 7066 |
| Frame | 7011 7014 7008 |
| Mullion | 7302 |

8000

| | |
|---------|--|
| Axis | 13 mm Overlap 20 mm |
| Sash | 7 mm backset - 8072 8064 |
| Sash | 15 mm backset - 8093 8094 8065 8066 |
| Frame | 8010 8011 8003 8013 8023 8014 8008 |
| Mullion | 8080 |

PROFILE SYSTEMS

GEALAN

| Description | Handedness | Article No. | EAN No. 4033449... |  |  |
|---|------------|-------------|-----------------------|---|---|
| Roller plate | | RZ57323X | 168198 | 200 | 0,012 |
| Mushroom plate basic security | | RPZ48574X | 160833 | 100 | 0,060 |
| Security plate | | RPK48574X | 162097 | 100 | 0,043 |
| Mushroom tip plate | | RKP56703X | 159998 | 50 | 0,060 |
| Tip plate | l/h | RKF57325LX | 168143 | 100 | 0,024 |
| Tip plate | r/h | RKF57325RX | 168150 | 100 | 0,024 |
| Tip plate TIPS SAFE | | RKT45610AX | 130874 | 100 | 0,047 |
| Shim for tip plate TIPS SAFE | | DZ82621 | 017915 | 100 | 0,005 |
| Roller plate TIPS SAFE for sash lifter | l/h | RZF55239LX | 162387 | 200 | 0,040 |
| Roller plate TIPS SAFE for sash lifter | r/h | RZF55239RX | 162394 | 200 | 0,040 |
| Night vent plate | | DZ8215X | 086805 | 100 | 0,034 |
| Shim for night vent plate | | DZ82621 | 017915 | 100 | 0,005 |
| Multi night vent plate | l/h | DZ82N13LX | 113167 | 100 | 0,033 |
| Multi night vent plate | r/h | DZ82N13RX | 113174 | 100 | 0,033 |
| Shim for multi night vent plate | | DZ82621 | 017915 | 100 | 0,005 |
| Snapper | | DZ4114X | 086362 | 100 | 0,050 |
| Shim for snapper | | RUV80523X | 111958 | 100 | 0,012 |
| Frame plate for no. 52 | | DXJZ76522 | 184426 | 100 | 0,033 |
| Frame plate for no. 61 | | DXJZ76522 | 184426 | 100 | 0,033 |
| Frame plate for no. 62 | | DXJZ76522 | 184426 | 100 | 0,033 |
| Frame plate for no. 64 | | DXJZ76522 | 184426 | 100 | 0,033 |
| Frame plate for no. 70 | | DXJP76500 | 161403 | 100 | 0,044 |
| Second stay guide rail | l/h | FS13417LX | 163117 | 100 | 0,122 |
| Second stay guide rail | r/h | FS13417RX | 163124 | 100 | 0,122 |
| Shim for second stay frame plate for arched windows | | on request | | | |
| additional components for French windows | | | | | |
| Shoot bolt - top for Euro groove | | JK415832S | 079876 | 25 | 0,078 |
| Shoot bolt - bottom for Euro groove | | JK346763S | 095128 | 25 | 0,084 |
| Shoot bolt plate | | JKR49123X | 090888 | 100 | 0,038 |
| Shim for shoot bolt plate | | RU80865 | 119053 | 100 | 0,004 |
| Roller plate for Euro groove | | RZS56732X | 148244 | 100 | 0,060 |
| Roller/mushroom plate for Euro groove | | RZP56736X | 148237 | 100 | 0,060 |
| Snapper for Euro groove | | DZ41015X | 117929 | 100 | 0,063 |
| Snapper for rebate lever gear | | DZ4116X | 080063 | 100 | 0,058 |

CHAPTER | 1
COMPANYCHAPTER | 2
HARDWARE OVERVIEWCHAPTER | 3
INDIVIDUAL COMPONENTSCHAPTER | 4
PROFILE-RELATED
COMPONENTSCHAPTER | 5
INSTALLATION
INSTRUCTIONSCHAPTER | 6
IMPORTANT DETAILS

PROFILE-RELATED COMPONENTS

System

3K



| | |
|---------|---------------------------------|
| Axis | 9 mm Overlap 20 mm |
| Sash | 15 mm backset - GF1020 GF5020 |
| Frame | GR1001 GR5001 |
| Mullion | GS5050 |

PROFILE SYSTEMS

INTERNOVA

PROFILE SYSTEMS

INTERNOVA

| Description | Handedness | Article No. | EAN No. 4033449... |  |  |
|---|------------|-------------|-----------------------|---|---|
| Roller plate | | RZ45877X | 140903 | 200 | 0,016 |
| Mushroom plate | | RP45394AX | 091007 | 100 | 0,035 |
| Shim for mushroom plate | | RU84374 | 162189 | 100 | 0,004 |
| Mushroom tip plate | | RKP57209X | 160079 | 50 | 0,060 |
| Tip plate | l/h | RKF47904LX | 163698 | 100 | 0,049 |
| Tip plate | r/h | RKF47904RX | 163704 | 100 | 0,049 |
| Tip plate TIPSAFE | l/h | RKT49713LX | 137712 | 100 | 0,050 |
| Tip plate TIPSAFE | r/h | RKT49713RX | 137729 | 100 | 0,050 |
| Shim for tip plate TIPSAFE | | DZ82508 | 017830 | 100 | 0,003 |
| Roller plate TIPSAFE for sash lifter | l/h | RZF57211LX | 162509 | 200 | 0,033 |
| Roller plate TIPSAFE for sash lifter | r/h | RZF57211RX | 162516 | 200 | 0,033 |
| Night vent plate | | DZ8208X | 103601 | 100 | 0,034 |
| Shim for night vent plate | | DZ82508 | 017830 | 100 | 0,003 |
| Multi night vent plate | l/h | DZ82N9LX | 113181 | 100 | 0,028 |
| Multi night vent plate | r/h | DZ82N9RX | 113198 | 100 | 0,028 |
| Shim for multi night vent plate | | DZ82508 | 017830 | 100 | 0,003 |
| Snapper | | DZ4114X | 086362 | 100 | 0,050 |
| Shim for snapper | | RUV80441X | 160932 | 100 | 0,012 |
| Frame plate for no. 52 | | DXJZ76509 | 159929 | 100 | 0,033 |
| Shim for frame plate for no. 52 | | RU84374 | 162189 | 100 | 0,004 |
| Frame plate for no. 61 | | DXJZ76509 | 159929 | 100 | 0,033 |
| Shim for frame plate for no. 61 | | RU84374 | 162189 | 100 | 0,004 |
| Frame plate for no. 62 | | DXJZ76509 | 159929 | 100 | 0,033 |
| Shim for frame plate for no. 62 | | RU84374 | 162189 | 100 | 0,004 |
| Frame plate for no. 64 | | DXJZ76509 | 159929 | 100 | 0,033 |
| Shim for frame plate for no. 64 | | RU84374 | 162189 | 100 | 0,004 |
| Frame plate for no. 70 | | DXJP76500 | 161403 | 100 | 0,044 |
| Second stay guide rail | l/h | FS12542LX | 165470 | 100 | 0,122 |
| Second stay guide rail | r/h | FS12542RX | 165487 | 100 | 0,122 |
| Shim for second stay frame plate for arched windows | | on request | | | |
| additional components for French windows | | | | | |
| Shoot bolt - top for Euro groove | | JK415832S | 079876 | 25 | 0,078 |
| Shoot bolt - bottom for Euro groove | | JK346763S | 095128 | 25 | 0,084 |
| Shoot bolt plate | | JKR49123X | 090888 | 100 | 0,038 |
| Shim for shoot bolt plate | | RU84374 | 162189 | 100 | 0,004 |
| Roller plate for Euro groove | | RZS56732X | 148244 | 100 | 0,060 |
| Roller/mushroom plate for Euro groove | | RZP56736X | 148237 | 100 | 0,060 |
| Snapper for Euro groove | | DZ41015X | 117929 | 100 | 0,063 |
| Snapper for rebate lever gear | | DZ4116X | 080063 | 100 | 0,058 |

CHAPTER | 1
COMPANYCHAPTER | 2
HARDWARE OVERVIEWCHAPTER | 3
INDIVIDUAL COMPONENTSCHAPTER | 4
PROFILE-RELATED
COMPONENTSCHAPTER | 5
INSTALLATION
INSTRUCTIONSCHAPTER | 6
IMPORTANT DETAILS

PROFILE-RELATED COMPONENTS

PROFILE SYSTEMS

INTERNOVA



System

6000

| | |
|---------|--|
| Axis | 13 mm Overlap 20 mm - sloped |
| Sash | 15 mm backset with rebate fitted hinge chamfered edges - GF6020 GF6022 |
| Frame | GR6001 |
| Mullion | GS6050 |

PROFILE SYSTEMS

INTERNOVA

| Description | Handedness | Article No. | EAN No. 4033449... |  |  |
|---|------------|-------------|-----------------------|---|---|
| Roller plate | | RZ54087X | 090710 | 200 | 0,013 |
| Mushroom plate basic security | | RPZ57120X | 161687 | 100 | 0,060 |
| Security plate | | RPK57120X | 162165 | 100 | 0,043 |
| Mushroom tip plate | | RKP57203X | 160062 | 50 | 0,060 |
| Tip plate | l/h | RKF54088LX | 142969 | 100 | 0,035 |
| Tip plate | r/h | RKF54088RX | 142976 | 100 | 0,035 |
| Tip plate TIPS SAFE | | RKT45610AX | 130874 | 100 | 0,047 |
| Shim for tip plate TIPS SAFE | | DZ84370 | 160673 | 100 | 0,003 |
| Roller plate TIPS SAFE for sash lifter | l/h | RZF57212LX | 162523 | 200 | 0,040 |
| Roller plate TIPS SAFE for sash lifter | r/h | RZF57212RX | 162530 | 200 | 0,040 |
| Night vent plate | | DZ8215X | 086805 | 100 | 0,034 |
| Shim for night vent plate | | DZ84370 | 160673 | 100 | 0,003 |
| Multi night vent plate | l/h | DZ82N13LX | 113167 | 100 | 0,033 |
| Multi night vent plate | r/h | DZ82N13RX | 113174 | 100 | 0,033 |
| Shim for multi night vent plate | | DZ84370 | 160673 | 100 | 0,003 |
| Snapper | | DZ4114X | 086362 | 100 | 0,050 |
| Shim for snapper | | RUV84371X | 160970 | 100 | 0,013 |
| Frame plate for no. 52 | | DXJZ76508 | 161991 | 100 | 0,033 |
| Frame plate for no. 61 | | DXJZ76508 | 161991 | 100 | 0,033 |
| Frame plate for no. 62 | | DXJZ76508 | 161991 | 100 | 0,033 |
| Frame plate for no. 64 | | DXJZ76508 | 161991 | 100 | 0,033 |
| Frame plate for no. 70 | | DXJP76500 | 161403 | 100 | 0,044 |
| Second stay guide rail | l/h | FSS7213LX | 163193 | 100 | 0,122 |
| Second stay guide rail | r/h | FSS7213RX | 163209 | 100 | 0,122 |
| Shim for second stay frame plate for arched windows | | on request | | | |
| additional components for French windows | | | | | |
| Shoot bolt - top for Euro groove | | JK415832S | 079876 | 25 | 0,078 |
| Shoot bolt - bottom for Euro groove | | JK346763S | 095128 | 25 | 0,084 |
| Shoot bolt plate | | JKR49123X | 090888 | 100 | 0,038 |
| Shim for shoot bolt plate | | RU84372 | 160857 | 100 | 0,004 |
| Roller plate for Euro groove | | RZS56732X | 148244 | 100 | 0,060 |
| Roller/mushroom plate for Euro groove | | RZP56736X | 148237 | 100 | 0,060 |
| Snapper for Euro groove | | DZ41015X | 117929 | 100 | 0,063 |
| Snapper for rebate lever gear | | DZ4116X | 080063 | 100 | 0,058 |

CHAPTER | 1
COMPANYCHAPTER | 2
HARDWARE OVERVIEWCHAPTER | 3
INDIVIDUAL COMPONENTSCHAPTER | 4
PROFILE-RELATED
COMPONENTSCHAPTER | 5
INSTALLATION
INSTRUCTIONSCHAPTER | 6
IMPORTANT DETAILS

PROFILE-RELATED
COMPONENTS

PROFILE SYSTEMS

KBE

System
K**AD 70**



| | |
|---------|---|
| Axis | 13 mm Overlap 20 mm |
| Sash | 7 mm backset - 377 |
| Sash | 15 mm backset - 373 374 375 376 395 |
| Frame | 7307 370 371 372 390 |
| Mullion | 385 386 |

MD 70

| | |
|---------|---|
| Axis | 13 mm Overlap 20 mm |
| Sash | 15 mm backset - 9375 9376 |
| Frame | 9330 9370 9331 9371 9372 9373 |
| Mullion | 9386 |

PROFILE SYSTEMS

KBE

| Description | Handedness | Article No. | EAN No. 4033449... |  |  |
|---|------------|-------------|-----------------------|---|---|
| Roller plate | | RZ56713CX | 153682 | 200 | 0,011 |
| Mushroom plate basic security | | RPZ47459X | 155549 | 100 | 0,060 |
| Security plate | | RPK47459X | 162066 | 100 | 0,043 |
| Mushroom tip plate | | RKP56345X | 158625 | 50 | 0,060 |
| Tip plate | l/h | RKF56772LX | 142983 | 100 | 0,025 |
| Tip plate | r/h | RKF56772RX | 142990 | 100 | 0,025 |
| Tip plate TIPSAFE | l/h | RKT49713LX | 137712 | 100 | 0,050 |
| Tip plate TIPSAFE | r/h | RKT49713RX | 137729 | 100 | 0,050 |
| Shim for tip plate TIPSAFE | | DZ82621 | 017915 | 100 | 0,005 |
| Roller plate TIPSAFE for sash lifter | l/h | RZF55239LX | 162387 | 200 | 0,040 |
| Roller plate TIPSAFE for sash lifter | r/h | RZF55239RX | 162394 | 200 | 0,040 |
| Night vent plate | | DZ8207X | 103595 | 100 | 0,034 |
| Shim for night vent plate | | DZ82621 | 017915 | 100 | 0,005 |
| Multi night vent plate | l/h | DZ13801LX | 117837 | 100 | 0,036 |
| Multi night vent plate | r/h | DZ13801RX | 117844 | 100 | 0,036 |
| Snapper | l/h | DZ41013LX | 123302 | 100 | 0,063 |
| Snapper | r/h | DZ41013RX | 123319 | 100 | 0,063 |
| Frame plate for no. 52 | | DXJZ76506 | 159905 | 100 | 0,033 |
| Frame plate for no. 61 | | DXJZ76506 | 159905 | 100 | 0,033 |
| Frame plate for no. 62 | | DXJZ76506 | 159905 | 100 | 0,033 |
| Frame plate for no. 64 | | DXJZ76506 | 159905 | 100 | 0,033 |
| Frame plate for no. 70 | | DXJP76500 | 161403 | 100 | 0,044 |
| Second stay guide rail | l/h | FS13767LX | 113426 | 100 | 0,122 |
| Second stay guide rail | r/h | FS13767RX | 113433 | 100 | 0,122 |
| Shim for second stay frame plate for arched windows | | on request | | | |
| additional components for French windows | | | | | |
| Shoot bolt - top for Euro groove | | JK415832S | 079876 | 25 | 0,078 |
| Shoot bolt - bottom for Euro groove | | JK346763S | 095128 | 25 | 0,084 |
| Shoot bolt plate | | JKR56368X | 117974 | 100 | 0,040 |
| Roller plate for Euro groove | | RZS56732X | 148244 | 100 | 0,060 |
| Roller/mushroom plate for Euro groove | | RZP56736X | 148237 | 100 | 0,060 |
| Snapper for Euro groove | | DZ41015X | 117929 | 100 | 0,063 |
| Snapper for rebate lever gear | | DZ4116X | 080063 | 100 | 0,058 |

CHAPTER | 1
COMPANYCHAPTER | 2
HARDWARE OVERVIEWCHAPTER | 3
INDIVIDUAL COMPONENTSCHAPTER | 4
PROFILE-RELATED
COMPONENTSCHAPTER | 5
INSTALLATION
INSTRUCTIONSCHAPTER | 6
IMPORTANT DETAILS

PROFILE-RELATED COMPONENTS

System
K

AD 58



| | |
|---------|---|
| Axis | 9 mm Overlap 20 mm |
| Sash | 7 mm backset - 117 |
| Sash | 15 mm backset - 315 317 318 415 417 519 717 |
| Frame | 107 109 306 309 407 4010 707 |
| Mullion | 134 734 |

PROFILE SYSTEMS

KBE

PROFILE SYSTEMS

KBE

| Description | Handedness | Article No. | EAN No. 4033449... |  |  |
|---|------------|-------------|-----------------------|---|---|
| Roller plate | | RZ45708CX | 158168 | 200 | 0,015 |
| Mushroom plate | | RP45394AX | 091007 | 100 | 0,035 |
| Shim for mushroom plate | | RU80642 | 055214 | 100 | 0,004 |
| Mushroom tip plate | | RKP55660X | 159950 | 50 | 0,060 |
| Tip plate | l/h | RKF49684BLX | 151602 | 100 | 0,028 |
| Tip plate | r/h | RKF49684BRX | 151619 | 100 | 0,028 |
| Tip plate TIPSAFE | l/h | RKT49713LX | 137712 | 100 | 0,050 |
| Tip plate TIPSAFE | r/h | RKT49713RX | 137729 | 100 | 0,050 |
| Shim for tip plate TIPSAFE | | DZ82288 | 017687 | 100 | 0,004 |
| Roller plate TIPSAFE for sash lifter | l/h | RZF55273LX | 162400 | 200 | 0,033 |
| Roller plate TIPSAFE for sash lifter | r/h | RZF55273RX | 162417 | 200 | 0,033 |
| Night vent plate | | DZ8208X | 103601 | 100 | 0,034 |
| Shim for night vent plate | | DZ82288 | 017687 | 100 | 0,004 |
| Multi night vent plate | l/h | DZ13802LX | 117851 | 100 | 0,030 |
| Multi night vent plate | r/h | DZ13802RX | 117868 | 100 | 0,030 |
| Snapper | l/h | DZ41014LX | 123326 | 100 | 0,063 |
| Snapper | r/h | DZ41014RX | 123333 | 100 | 0,063 |
| Frame plate for no. 52 | | DXJZ76506 | 159905 | 100 | 0,033 |
| Frame plate for no. 61 | | DXJZ76506 | 159905 | 100 | 0,033 |
| Frame plate for no. 62 | | DXJZ76506 | 159905 | 100 | 0,033 |
| Frame plate for no. 64 | | DXJZ76506 | 159905 | 100 | 0,033 |
| Frame plate for no. 70 | | DXJP76500 | 161403 | 100 | 0,044 |
| Second stay guide rail | | FS12325X | 097702 | 100 | 0,049 |
| Shim for second stay frame plate for arched windows | | on request | | | |
| additional components for French windows | | | | | |
| Shoot bolt - top for Euro groove | | JK415832S | 079876 | 25 | 0,078 |
| Shoot bolt - bottom for Euro groove | | JK346763S | 095128 | 25 | 0,084 |
| Shoot bolt plate | | JKR56369X | 117981 | 100 | 0,038 |
| Roller plate for Euro groove | | RZS56732X | 148244 | 100 | 0,060 |
| Roller/mushroom plate for Euro groove | | RZP56736X | 148237 | 100 | 0,060 |
| Snapper for Euro groove | | DZ41015X | 117929 | 100 | 0,063 |
| Snapper for rebate lever gear | | DZ4116X | 080063 | 100 | 0,058 |

CHAPTER | 1
COMPANYCHAPTER | 2
HARDWARE OVERVIEWCHAPTER | 3
INDIVIDUAL COMPONENTSCHAPTER | 4
PROFILE-RELATED
COMPONENTSCHAPTER | 5
INSTALLATION
INSTRUCTIONSCHAPTER | 6
IMPORTANT DETAILS

PROFILE-RELATED COMPONENTS

PROFILE SYSTEMS

KOEMMERLING

System
K

AV70 (AVANTGARDE)

| | |
|---------|-----------------------------|
| Axis | 13 mm Overlap 20 mm |
| Sash | 15 mm backset - 3911 3915 |
| Frame | 3901 3902 |
| Mullion | 2440 |

EURODUR 35



| | |
|---------|---|
| Axis | 13 mm Overlap 20 mm |
| Sash | 7 mm backset - 1410 1412 |
| Sash | 15 mm backset - 1411 1452 1413 1414 1419 |
| Frame | 1400 1401 1402 1404 1405 1406 1408 1505 1506 1509 |
| Mullion | 1565 |

EUROFUTUR

| | |
|---------|---|
| Axis | 13 mm Overlap 20 mm |
| Sash | 7 mm backset - 0110 0112 2410 |
| Sash | 15 mm backset - 0111 0113 0114 0118 2411 2414 2415 2418 |
| Frame | 0101 0102 2400 2401 2491 2402 |
| Mullion | 0140 0141 2440 2441 |

PROFILE SYSTEMS

KOEMMERLING

| Description | Handedness | Article No. | EAN No. 4033449... |  |  |
|---|------------|-------------|-----------------------|---|---|
| Roller plate | | RZ56713CX | 153682 | 200 | 0,011 |
| Mushroom plate basic security | | RPZ48230X | 155556 | 100 | 0,060 |
| Security plate | | RPK48230X | 162080 | 100 | 0,043 |
| Mushroom tip plate | | RKP55786X | 158618 | 50 | 0,060 |
| Tip plate | l/h | RKF56772LX | 142983 | 100 | 0,025 |
| Tip plate | r/h | RKF56772RX | 142990 | 100 | 0,025 |
| Tip plate TIPS SAFE | | RKT45610AX | 130874 | 100 | 0,047 |
| Shim for tip plate TIPS SAFE | | DZ82335 | 017694 | 100 | 0,008 |
| Roller plate TIPS SAFE for sash lifter | | RZF55237X | 165531 | 200 | 0,040 |
| Night vent plate | | DZ8215X | 086805 | 100 | 0,034 |
| Shim for night vent plate | | DZ82335 | 017694 | 100 | 0,008 |
| Multi night vent plate | l/h | DZ13800LX | 117813 | 100 | 0,036 |
| Multi night vent plate | r/h | DZ13800RX | 117820 | 100 | 0,036 |
| Snapper | l/h | DZ41012LX | 123289 | 100 | 0,063 |
| Snapper | r/h | DZ41012RX | 123296 | 100 | 0,063 |
| Frame plate for no. 52 | | DXJZ76507 | 159912 | 100 | 0,033 |
| Frame plate for no. 61 | | DXJZ76507 | 159912 | 100 | 0,033 |
| Frame plate for no. 62 | | DXJZ76507 | 159912 | 100 | 0,033 |
| Frame plate for no. 64 | | DXJZ76507 | 159912 | 100 | 0,033 |
| Frame plate for no. 70 | | DXJP76500 | 161403 | 100 | 0,044 |
| Shim for frame plate for no. 70 | | DZ84274 | 139686 | 100 | 0,002 |
| Second stay guide rail | l/h | FS12760LX | 095067 | 100 | 0,122 |
| Second stay guide rail | r/h | FS12760RX | 095074 | 100 | 0,122 |
| Shim for second stay frame plate for arched windows | | on request | | | |
| additional components for French windows | | | | | |
| Shoot bolt - top for Euro groove | | JK415832S | 079876 | 25 | 0,078 |
| Shoot bolt - bottom for Euro groove | | JK346763S | 095128 | 25 | 0,084 |
| Shoot bolt plate | | JKR56367X | 117967 | 100 | 0,041 |
| Roller plate for Euro groove | | RZS56732X | 148244 | 100 | 0,060 |
| Roller/mushroom plate for Euro groove | | RZP56736X | 148237 | 100 | 0,060 |
| Snapper for Euro groove | | DZ41015X | 117929 | 100 | 0,063 |
| Snapper for rebate lever gear | | DZ4116X | 080063 | 100 | 0,058 |

CHAPTER | 1
COMPANYCHAPTER | 2
HARDWARE OVERVIEWCHAPTER | 3
INDIVIDUAL COMPONENTSCHAPTER | 4
PROFILE-RELATED
COMPONENTSCHAPTER | 5
INSTALLATION
INSTRUCTIONSCHAPTER | 6
IMPORTANT DETAILS

PROFILE-RELATED COMPONENTS

PROFILE SYSTEMS

LB

System
L

PAD

| | |
|---------|--|
| Axis | 13 mm Overlap 20 mm |
| Sash | 7 mm backset - PAD AZ1-3 |
| Sash | 15 mm backset - PAD AZ2-3 PAD AZ4-3 PAD AZ2-5 PAD AZ4-5 PAD AT20-3 PAD AT22-3 PAD AZ10-3 |
| Frame | PAD AL1-3 PAD AL2-3 PAD AL2-5 PAD VL1-2 PAD VL2-2 |
| Mullion | PAD AS7 |

PAD CONTUR

| | |
|---------|---------------------------|
| Axis | 13 mm Overlap 20 mm |
| Sash | 15 mm backset - PAD AZ7-5 |
| Frame | PAD AL7-5 |
| Mullion | PAD AS7 |

PCD



| | |
|---------|---|
| Axis | 13 mm Overlap 20 mm |
| Sash | 15 mm backset - PCD CZ2-5 PCD CZ4-6 |
| Frame | PCD CL2-5 PCD CL3-5 PCD CLM2-5 PCD CLM3-5 |
| Mullion | PCD CS7 |

PMD

| | |
|-------|--|
| Axis | 13 mm Overlap 20 mm |
| Sash | 7 mm backset - PMD MZ1-3 |
| Sash | 15 mm backset - PMD MZ2-3 PMD MZ10-3 |
| Frame | PMD ML2-3-C PMD ML4-3-C PMD MLS3-3-C |

PROFILE SYSTEMS

LB

| Description | Handedness | Article No. | EAN No. 4033449... |  |  |
|---|------------|-------------|-----------------------|---|---|
| Roller plate | | RZ54405X | 137019 | 200 | 0,013 |
| Mushroom plate basic security | | RPZ48229X | 158724 | 100 | 0,060 |
| Security plate | | RPK48229X | 162073 | 100 | 0,043 |
| Mushroom tip plate | | RKP56704X | 160000 | 50 | 0,060 |
| Tip plate | l/h | RKF54406LX | 165500 | 100 | 0,056 |
| Tip plate | r/h | RKF54406RX | 165517 | 100 | 0,056 |
| Tip plate TIPSAFE | l/h | RKT49713LX | 137712 | 100 | 0,050 |
| Tip plate TIPSAFE | r/h | RKT49713RX | 137729 | 100 | 0,050 |
| Shim for tip plate TIPSAFE | | DZ82452 | 017762 | 100 | 0,004 |
| Roller plate TIPSAFE for sash lifter | l/h | RZF56208LX | 165920 | 200 | 0,038 |
| Roller plate TIPSAFE for sash lifter | r/h | RZF56208RX | 165937 | 200 | 0,038 |
| Night vent plate | | DZ8209X | 142730 | 100 | 0,037 |
| Multi night vent plate | l/h | DZ82N136LX | 158014 | 100 | 0,034 |
| Multi night vent plate | r/h | DZ82N136RX | 143713 | 100 | 0,034 |
| Snapper | | DZ4114X | 086362 | 100 | 0,050 |
| Shim for snapper | | RUV84179X | 157062 | 100 | 0,013 |
| Frame plate for no. 52 | | DXJZ76509 | 159929 | 100 | 0,033 |
| Shim for frame plate for no. 52 | | RU84311 | 151220 | 100 | 0,004 |
| Frame plate for no. 61 | | DXJZ76509 | 159929 | 100 | 0,033 |
| Shim for frame plate for no. 61 | | RU84311 | 151220 | 100 | 0,004 |
| Frame plate for no. 62 | | DXJZ76509 | 159929 | 100 | 0,033 |
| Shim for frame plate for no. 62 | | RU84311 | 151220 | 100 | 0,004 |
| Frame plate for no. 64 | | DXJZ76509 | 159929 | 100 | 0,033 |
| Shim for frame plate for no. 64 | | RU84311 | 151220 | 100 | 0,004 |
| Frame plate for no. 70 | | DXJP76500 | 161403 | 100 | 0,044 |
| Second stay guide rail | l/h | FSS7208LX | 163179 | 100 | 0,122 |
| Second stay guide rail | r/h | FSS7208RX | 163186 | 100 | 0,122 |
| Shim for second stay frame plate for arched windows | | on request | | | |
| additional components for French windows | | | | | |
| Shoot bolt - top for Euro groove | | JK415832S | 079876 | 25 | 0,078 |
| Shoot bolt - bottom for Euro groove | | JK346763S | 095128 | 25 | 0,084 |
| Shoot bolt plate | | JKR49123X | 090888 | 100 | 0,038 |
| Shim for shoot bolt plate | | RU84311 | 151220 | 100 | 0,004 |
| Roller plate for Euro groove | | RZS56732X | 148244 | 100 | 0,060 |
| Roller/mushroom plate for Euro groove | | RZP56736X | 148237 | 100 | 0,060 |
| Snapper for Euro groove | | DZ41015X | 117929 | 100 | 0,063 |
| Snapper for rebate lever gear | | DZ4116X | 080063 | 100 | 0,058 |

CHAPTER | 1
COMPANYCHAPTER | 2
HARDWARE OVERVIEWCHAPTER | 3
INDIVIDUAL COMPONENTSCHAPTER | 4
PROFILE-RELATED
COMPONENTSCHAPTER | 5
INSTALLATION
INSTRUCTIONSCHAPTER | 6
IMPORTANT DETAILS

PROFILE-RELATED COMPONENTS

PROFILE SYSTEMS

RAMPLAST



System
R

ECOTHERM

Axis 9 mm | Overlap 20 mm

PROFILE SYSTEMS

RAMPLAST

| Description | Handedness | Article No. | EAN No. 4033449... |  |  |
|---|------------|-------------|-----------------------|---|---|
| Roller plate | | RZ45708CX | 158168 | 200 | 0,015 |
| Mushroom plate | | RP45394AX | 091007 | 100 | 0,035 |
| Shim for mushroom plate | | RU80642 | 055214 | 100 | 0,004 |
| Mushroom tip plate | | on request | | | |
| Tip plate | l/h | RKF49684BLX | 151602 | 100 | 0,028 |
| Tip plate | r/h | RKF49684BRX | 151619 | 100 | 0,028 |
| Tip plate TIPSAFE | l/h | RKT49713LX | 137712 | 100 | 0,050 |
| Tip plate TIPSAFE | r/h | RKT49713RX | 137729 | 100 | 0,050 |
| Shim for tip plate TIPSAFE | | DZ84388 | 160680 | 100 | 0,003 |
| Roller plate TIPSAFE for sash lifter | | on request | | | |
| Night vent plate | | DZ8208X | 103601 | 100 | 0,034 |
| Shim for night vent plate | | DZ84388 | 160680 | 100 | 0,003 |
| Multi night vent plate | l/h | DZ13802LX | 117851 | 100 | 0,030 |
| Multi night vent plate | r/h | DZ13802RX | 117868 | 100 | 0,030 |
| Shim for multi night vent plate | | DZ84388 | 160680 | 100 | 0,003 |
| Snapper | | DZ4114X | 086362 | 100 | 0,050 |
| Shim for snapper | | RUV84377X | 160987 | 100 | 0,012 |
| Frame plate for no. 52 | | DXJZ76509 | 159929 | 100 | 0,033 |
| Shim for frame plate for no. 52 | | RU80642 | 055214 | 100 | 0,004 |
| Frame plate for no. 61 | | DXJZ76509 | 159929 | 100 | 0,033 |
| Shim for frame plate for no. 61 | | RU80642 | 055214 | 100 | 0,004 |
| Frame plate for no. 62 | | DXJZ76509 | 159929 | 100 | 0,033 |
| Shim for frame plate for no. 62 | | RU80642 | 055214 | 100 | 0,004 |
| Frame plate for no. 64 | | DXJZ76509 | 159929 | 100 | 0,033 |
| Shim for frame plate for no. 64 | | RU80642 | 055214 | 100 | 0,004 |
| Frame plate for no. 70 | | DXJP76500 | 161403 | 100 | 0,044 |
| Second stay guide rail | | on request | | | |
| Shim for second stay frame plate for arched windows | | on request | | | |
| additional components for French windows | | | | | |
| Shoot bolt - top for Euro groove | | JK415832S | 079876 | 25 | 0,078 |
| Shoot bolt - bottom for Euro groove | | JK346763S | 095128 | 25 | 0,084 |
| Shoot bolt plate | | JKR49123X | 090888 | 100 | 0,038 |
| Shim for shoot bolt plate | | RU80642 | 055214 | 100 | 0,004 |
| Roller plate for Euro groove | | RZS56732X | 148244 | 100 | 0,060 |
| Roller/mushroom plate for Euro groove | | RZP56736X | 148237 | 100 | 0,060 |
| Snapper for Euro groove | | DZ41015X | 117929 | 100 | 0,063 |
| Snapper for rebate lever gear | | DZ4116X | 080063 | 100 | 0,058 |

CHAPTER | 1
COMPANYCHAPTER | 2
HARDWARE OVERVIEWCHAPTER | 3
INDIVIDUAL COMPONENTSCHAPTER | 4
PROFILE-RELATED
COMPONENTSCHAPTER | 5
INSTALLATION
INSTRUCTIONSCHAPTER | 6
IMPORTANT DETAILS

PROFILE-RELATED COMPONENTS

PROFILE SYSTEMS

REHAU

System



R

S730

| | |
|---------|--|
| Axis | 13 mm Overlap 20 mm |
| Sash | 7 mm backset - 541080 541090 |
| Sash | 15 mm backset - 541010 541110 541430 541930 541040 541150 541450 541550 541170 |
| Frame | 541900 541120 541920 541060 541660 541070 541121 543081 |
| Mullion | 541100 541210 541140 |

PROFILE SYSTEMS

REHAU

| Description | Handedness | Article No. | EAN No. 4033449... |  |  |
|---|------------|-------------|-----------------------|---|---|
| Roller plate | | RZ48730X | 089813 | 200 | 0,023 |
| Mushroom plate basic security | | RPZ48732X | 161618 | 100 | 0,060 |
| Security plate | | RPK48732X | 162103 | 100 | 0,043 |
| Mushroom tip plate | | RKP56493X | 159974 | 50 | 0,060 |
| Tip plate | l/h | RKF48731LX | 154092 | 100 | 0,063 |
| Tip plate | r/h | RKF48731RX | 154108 | 100 | 0,063 |
| Tip plate TIPSAFE | l/h | RKT49713LX | 137712 | 100 | 0,050 |
| Tip plate TIPSAFE | r/h | RKT49713RX | 137729 | 100 | 0,050 |
| Shim for tip plate TIPSAFE | | DZ82551 | 017854 | 100 | 0,004 |
| Roller plate TIPSAFE for sash lifter | l/h | RZF57214LX | 162547 | 200 | 0,038 |
| Roller plate TIPSAFE for sash lifter | r/h | RZF57214RX | 162554 | 200 | 0,038 |
| Night vent plate | | DZ8207X | 103595 | 100 | 0,034 |
| Shim for night vent plate | | DZ82551 | 017854 | 100 | 0,004 |
| Multi night vent plate | l/h | DZ82N13LX | 113167 | 100 | 0,033 |
| Multi night vent plate | r/h | DZ82N13RX | 113174 | 100 | 0,033 |
| Shim for multi night vent plate | | DZ82551 | 017854 | 100 | 0,004 |
| Snapper | | DZ4114X | 086362 | 100 | 0,050 |
| Shim for snapper | | RUV80552X | 160086 | 100 | 0,011 |
| Frame plate for no. 52 | | DXJZ76509 | 159929 | 100 | 0,033 |
| Shim for frame plate for no. 52 | | RU80682 | 055276 | 100 | 0,005 |
| Frame plate for no. 61 | | DXJZ76509 | 159929 | 100 | 0,033 |
| Shim for frame plate for no. 61 | | RU80682 | 055276 | 100 | 0,005 |
| Frame plate for no. 62 | | DXJZ76509 | 159929 | 100 | 0,033 |
| Shim for frame plate for no. 62 | | RU80682 | 055276 | 100 | 0,005 |
| Frame plate for no. 64 | | DXJZ76509 | 159929 | 100 | 0,033 |
| Shim for frame plate for no. 64 | | RU80682 | 055276 | 100 | 0,005 |
| Frame plate for no. 70 | | DXJP76500 | 161403 | 100 | 0,044 |
| Shim for frame plate for no. 70 | | DZ84274 | 139686 | 100 | 0,002 |
| Second stay guide rail | l/h | FS13891LX | 128208 | 100 | 0,122 |
| Second stay guide rail | r/h | FS13891RX | 128215 | 100 | 0,122 |
| Shim for second stay frame plate for arched windows | | on request | | | |
| additional components for French windows | | | | | |
| Shoot bolt - top for Euro groove | | JK415832S | 079876 | 25 | 0,078 |
| Shoot bolt - bottom for Euro groove | | JK346763S | 095128 | 25 | 0,084 |
| Shoot bolt plate | | JKR49123X | 090888 | 100 | 0,038 |
| Shim for shoot bolt plate | | RU80682 | 055276 | 100 | 0,005 |
| Roller plate for Euro groove | | RZS56732X | 148244 | 100 | 0,060 |
| Roller/mushroom plate for Euro groove | | RZP56736X | 148237 | 100 | 0,060 |
| Snapper for Euro groove | | DZ41015X | 117929 | 100 | 0,063 |
| Snapper for rebate lever gear | | DZ4116X | 080063 | 100 | 0,058 |

CHAPTER | 1
COMPANYCHAPTER | 2
HARDWARE OVERVIEWCHAPTER | 3
INDIVIDUAL COMPONENTSCHAPTER | 4
PROFILE-RELATED
COMPONENTSCHAPTER | 5
INSTALLATION
INSTRUCTIONSCHAPTER | 6
IMPORTANT DETAILS

PROFILE-RELATED COMPONENTS

System
R

6001 AD



| | |
|---------|--|
| Axis | 9 mm Overlap 20 mm |
| Sash | 7 mm backset - 611504 |
| Sash | 15 mm backset - 610202 618405 640200 641300 640402 |
| Frame | 61910 619502 619003 |
| Mullion | 619700 610702 |

PROFILE SYSTEMS

ROPLASTO

PROFILE SYSTEMS

ROPLASTO

| Description | Handedness | Article No. | EAN No. 4033449... |  |  |
|---|------------|-------------|-----------------------|---|---|
| Roller plate | | RZ47959X | 161021 | 200 | 0,018 |
| Mushroom plate | | RP45394AX | 091007 | 100 | 0,035 |
| Shim for mushroom plate | | RU80148 | 054989 | 100 | 0,003 |
| Mushroom tip plate | | RKP57215X | 165746 | 50 | 0,060 |
| Tip plate | | RKF45506X | 155501 | 100 | 0,046 |
| Tip plate TIPS SAFE | | RKT45610AX | 130874 | 100 | 0,047 |
| Shim for tip plate TIPS SAFE | | DZ82135 | 017557 | 100 | 0,005 |
| Roller plate TIPS SAFE for sash lifter | l/h | RZF56800LX | 162424 | 200 | 0,033 |
| Roller plate TIPS SAFE for sash lifter | r/h | RZF56800RX | 162431 | 200 | 0,033 |
| Night vent plate | | DZ8215X | 086805 | 100 | 0,034 |
| Shim for night vent plate | | DZ82135 | 017557 | 100 | 0,005 |
| Multi night vent plate | l/h | DZ13802LX | 117851 | 100 | 0,030 |
| Multi night vent plate | r/h | DZ13802RX | 117868 | 100 | 0,030 |
| Shim for multi night vent plate | | DZ82135 | 017557 | 100 | 0,005 |
| Snapper | | DZ4114X | 086362 | 100 | 0,050 |
| Shim for snapper | | RUV80232X | 116809 | 100 | 0,012 |
| Frame plate for no. 52 | | DXJZ76509 | 159929 | 100 | 0,033 |
| Shim for frame plate for no. 52 | | RU80148 | 054989 | 100 | 0,003 |
| Frame plate for no. 61 | | DXJZ76509 | 159929 | 100 | 0,033 |
| Shim for frame plate for no. 61 | | RU80148 | 054989 | 100 | 0,003 |
| Frame plate for no. 62 | | DXJZ76509 | 159929 | 100 | 0,033 |
| Shim for frame plate for no. 62 | | RU80148 | 054989 | 100 | 0,003 |
| Frame plate for no. 64 | | DXJZ76509 | 159929 | 100 | 0,033 |
| Shim for frame plate for no. 64 | | RU80148 | 054989 | 100 | 0,003 |
| Frame plate for no. 70 | | DXJP76500 | 161403 | 100 | 0,044 |
| Second stay guide rail | | FS12154X | 161410 | 100 | 0,049 |
| Shim for second stay frame plate for arched windows | | on request | | | |
| additional components for French windows | | | | | |
| Shoot bolt - top for Euro groove | | JK415832S | 079876 | 25 | 0,078 |
| Shoot bolt - bottom for Euro groove | | JK346763S | 095128 | 25 | 0,084 |
| Shoot bolt plate | | JKR49123X | 090888 | 100 | 0,038 |
| Shim for shoot bolt plate | | RU80148 | 054989 | 100 | 0,003 |
| Roller plate for Euro groove | | RZS56732X | 148244 | 100 | 0,060 |
| Roller/mushroom plate for Euro groove | | RZP56736X | 148237 | 100 | 0,060 |
| Snapper for Euro groove | | DZ41015X | 117929 | 100 | 0,063 |
| Snapper for rebate lever gear | | DZ4116X | 080063 | 100 | 0,058 |

CHAPTER | 1
COMPANYCHAPTER | 2
HARDWARE OVERVIEWCHAPTER | 3
INDIVIDUAL COMPONENTSCHAPTER | 4
PROFILE-RELATED
COMPONENTSCHAPTER | 5
INSTALLATION
INSTRUCTIONSCHAPTER | 6
IMPORTANT DETAILS

PROFILE-RELATED COMPONENTS

PROFILE SYSTEMS

ROPLASTO

System



R

6001 MD

| | |
|---------|--|
| Axis | 9 mm Overlap 20 mm |
| Sash | 7 mm backset - 611504 |
| Sash | 15 mm backset - 610202 618405 640200 641300 640402 |
| Frame | 611400 619800 618900 610102 619605 629700 |
| Mullion | 619700 610702 |

PROFILE SYSTEMS

ROPLASTO

| Description | Handedness | Article No. | EAN No. 4033449... |  |  |
|---|------------|-------------|-----------------------|---|---|
| Roller plate | | RZ48291X | 140859 | 200 | 0,021 |
| Mushroom plate | | RP45394AX | 091007 | 100 | 0,035 |
| Shim for mushroom plate | | RU80147 | 054972 | 100 | 0,002 |
| Mushroom tip plate | | on request | | | |
| Tip plate | | RKF45567X | 161588 | 100 | 0,056 |
| Tip plate TIPS SAFE | | RKT45610AX | 130874 | 100 | 0,047 |
| Shim for tip plate TIPS SAFE | | DZ82132 | 017540 | 100 | 0,005 |
| Roller plate TIPS SAFE for sash lifter | | on request | | | |
| Night vent plate | | DZ8215X | 086805 | 100 | 0,034 |
| Shim for night vent plate | | DZ82132 | 017540 | 100 | 0,005 |
| Multi night vent plate | l/h | DZ13802LX | 117851 | 100 | 0,030 |
| Multi night vent plate | r/h | DZ13802RX | 117868 | 100 | 0,030 |
| Shim for multi night vent plate | | DZ82132 | 017540 | 100 | 0,005 |
| Snapper | | DZ4114X | 086362 | 100 | 0,050 |
| Shim for snapper | | RUV80268X | 160925 | 100 | 0,013 |
| Frame plate for no. 52 | | DXJZ76509 | 159929 | 100 | 0,033 |
| Shim for frame plate for no. 52 | | RU80147 | 054972 | 100 | 0,002 |
| Frame plate for no. 61 | | DXJZ76509 | 159929 | 100 | 0,033 |
| Shim for frame plate for no. 61 | | RU80147 | 054972 | 100 | 0,002 |
| Frame plate for no. 62 | | DXJZ76509 | 159929 | 100 | 0,033 |
| Shim for frame plate for no. 62 | | RU80147 | 054972 | 100 | 0,002 |
| Frame plate for no. 64 | | DXJZ76509 | 159929 | 100 | 0,033 |
| Shim for frame plate for no. 64 | | RU80147 | 054972 | 100 | 0,002 |
| Frame plate for no. 70 | | DXJP76181 | 158595 | 100 | 0,036 |
| Second stay guide rail | | FS12156X | 165463 | 100 | 0,122 |
| Shim for second stay frame plate for arched windows | | on request | | | |
| additional components for French windows | | | | | |
| Shoot bolt - top for Euro groove | | JK415832S | 079876 | 25 | 0,078 |
| Shoot bolt - bottom for Euro groove | | JK346763S | 095128 | 25 | 0,084 |
| Shoot bolt plate | | JKR49123X | 090888 | 100 | 0,038 |
| Shim for shoot bolt plate | | RU80147 | 054972 | 100 | 0,002 |
| Roller plate for Euro groove | | RZS56732X | 148244 | 100 | 0,060 |
| Roller/mushroom plate for Euro groove | | RZP56736X | 148237 | 100 | 0,060 |
| Snapper for Euro groove | | DZ41015X | 117929 | 100 | 0,063 |
| Snapper for rebate lever gear | | DZ4116X | 080063 | 100 | 0,058 |

CHAPTER | 1
COMPANYCHAPTER | 2
HARDWARE OVERVIEWCHAPTER | 3
INDIVIDUAL COMPONENTSCHAPTER | 4
PROFILE-RELATED
COMPONENTSCHAPTER | 5
INSTALLATION
INSTRUCTIONSCHAPTER | 6
IMPORTANT DETAILS

PROFILE-RELATED COMPONENTS

PROFILE SYSTEMS

SALAMANDER

System
S

2D

| | |
|---------|---|
| Axis | 13 mm Overlap 20 mm |
| Sash | 7 mm backset - 211010 |
| Sash | 15 mm backset - 211120 |
| Sash | 15 mm backset with rebate fitted hinge chamfered edges - 211220 |
| Sash | 15 mm backset - 211320 211026 |
| Frame | 210010 210020 210030 210145 210026 |
| Mullion | 216020 216030 |

3D



| | |
|-------|---|
| Axis | 13 mm Overlap 20 mm |
| Sash | 15 mm backset - 211120 |
| Sash | 15 mm backset with rebate fitted hinge chamfered edges - 211220 |
| Sash | 15 mm backset - 211360 |
| Frame | 110220 110225 |

STREAMLINE 76

| | |
|---------|---------------------------------|
| Axis | 13 mm Overlap 20 mm |
| Sash | 7 mm backset - 251010 |
| Sash | 15 mm backset - 251020 251030 |
| Frame | 250220 250230 |
| Mullion | 256020 256030 |

PROFILE SYSTEMS

SALAMANDER

| Description | Handedness | Article No. | EAN No. 4033449... |  |  |
|---|------------|-------------|-----------------------|---|---|
| Roller plate | | RZ49682X | 107654 | 200 | 0,013 |
| Mushroom plate basic security | | RPZ54791X | 161632 | 100 | 0,060 |
| Security plate | | RPK54791X | 162127 | 100 | 0,043 |
| Mushroom tip plate | | RKP56705X | 158649 | 50 | 0,060 |
| Tip plate | l/h | RKF49683LX | 130133 | 100 | 0,036 |
| Tip plate | r/h | RKF49683RX | 130140 | 100 | 0,036 |
| Tip plate TIPSAFE | l/h | RKT49713LX | 137712 | 100 | 0,050 |
| Tip plate TIPSAFE | r/h | RKT49713RX | 137729 | 100 | 0,050 |
| Shim for tip plate TIPSAFE | | DZ82945 | 071399 | 100 | 0,004 |
| Roller plate TIPSAFE for sash lifter | l/h | RZF57223LX | 162585 | 200 | 0,038 |
| Roller plate TIPSAFE for sash lifter | r/h | RZF57223RX | 162592 | 200 | 0,038 |
| Night vent plate | | DZ8207X | 103595 | 100 | 0,034 |
| Shim for night vent plate | | DZ82945 | 071399 | 100 | 0,004 |
| Multi night vent plate | l/h | DZ82N13LX | 113167 | 100 | 0,033 |
| Multi night vent plate | r/h | DZ82N13RX | 113174 | 100 | 0,033 |
| Shim for multi night vent plate | | DZ82945 | 071399 | 100 | 0,004 |
| Snapper | | DZ4114X | 086362 | 100 | 0,050 |
| Shim for snapper | | RUV84156X | 096880 | 100 | 0,011 |
| Frame plate for no. 52 | | DXJZ76509 | 159929 | 100 | 0,033 |
| Shim for frame plate for no. 52 | | RU84386 | 160864 | 100 | 0,004 |
| Frame plate for no. 61 | | DXJZ76509 | 159929 | 100 | 0,033 |
| Shim for frame plate for no. 61 | | RU84386 | 160864 | 100 | 0,004 |
| Frame plate for no. 62 | | DXJZ76509 | 159929 | 100 | 0,033 |
| Shim for frame plate for no. 62 | | RU84386 | 160864 | 100 | 0,004 |
| Frame plate for no. 64 | | DXJZ76509 | 159929 | 100 | 0,033 |
| Shim for frame plate for no. 64 | | RU84386 | 160864 | 100 | 0,004 |
| Frame plate for no. 70 | | DXJP76500 | 161403 | 100 | 0,044 |
| Shim for frame plate for no. 70 | | DZ84274 | 139686 | 100 | 0,002 |
| Second stay guide rail | l/h | FSS7224LX | 163216 | 100 | 0,122 |
| Second stay guide rail | r/h | FSS7224RX | 163223 | 100 | 0,122 |
| Shim for second stay frame plate for arched windows | | on request | | | |
| additional components for French windows | | | | | |
| Shoot bolt - top for Euro groove | | JK415832S | 079876 | 25 | 0,078 |
| Shoot bolt - bottom for Euro groove | | JK346763S | 095128 | 25 | 0,084 |
| Shoot bolt plate | | JKR49123X | 090888 | 100 | 0,038 |
| Shim for shoot bolt plate | | RU84386 | 160864 | 100 | 0,004 |
| Roller plate for Euro groove | | RZS56732X | 148244 | 100 | 0,060 |
| Roller/mushroom plate for Euro groove | | RZP56736X | 148237 | 100 | 0,060 |
| Snapper for Euro groove | | DZ41015X | 117929 | 100 | 0,063 |
| Snapper for rebate lever gear | | DZ4116X | 080063 | 100 | 0,058 |

CHAPTER | 1
COMPANYCHAPTER | 2
HARDWARE OVERVIEWCHAPTER | 3
INDIVIDUAL COMPONENTSCHAPTER | 4
PROFILE-RELATED
COMPONENTSCHAPTER | 5
INSTALLATION
INSTRUCTIONSCHAPTER | 6
IMPORTANT DETAILS

PROFILE-RELATED COMPONENTS

PROFILE SYSTEMS

SCHUECO

System
S

CORONA AS



| | |
|---------|---|
| Axis | 13 mm Overlap 20 mm |
| Sash | 7 mm backset - 8144 8224 |
| Sash | 15 mm backset - 8160 8161 8103 8113 8164 8105 8106 8128 8158 8223 8215 8225 8266 8217 8218 8219 |
| Frame | 8100 8101 8102 8132 8133 8163 8134 8135 8127 8205 8265 |
| Mullion | 8130 8131 |

CORONA MD

| | |
|---------|--|
| Axis | 13 mm Overlap 20 mm |
| Sash | 7 mm backset - 8152 8119 |
| Sash | 15 mm backset - 8120 8121 8123 8153 8124 8154 8165 8159 8232 |
| Frame | 8162 8115 8116 8117 8118 8210 8208 8209 |
| Mullion | 8136 8137 |

PROFILE SYSTEMS

SCHUECO

| Description | Handedness | Article No. | EAN No. 4033449... |  |  |
|---|------------|-------------|-----------------------|---|---|
| Roller plate | | RZ49682X | 107654 | 200 | 0,013 |
| Mushroom plate basic security | | RPZ54608X | 161625 | 100 | 0,060 |
| Security plate | | RPK54608X | 162110 | 100 | 0,043 |
| Mushroom tip plate | | RKP56670X | 158632 | 50 | 0,054 |
| Tip plate | l/h | RKF49683LX | 130133 | 100 | 0,036 |
| Tip plate | r/h | RKF49683RX | 130140 | 100 | 0,036 |
| Tip plate TIPSAFE | l/h | RKT49713LX | 137712 | 100 | 0,050 |
| Tip plate TIPSAFE | r/h | RKT49713RX | 137729 | 100 | 0,050 |
| Shim for tip plate TIPSAFE | | DZ82768 | 017977 | 100 | 0,005 |
| Roller plate TIPSAFE for sash lifter | l/h | RZF57210LX | 162486 | 200 | 0,038 |
| Roller plate TIPSAFE for sash lifter | r/h | RZF57210RX | 162493 | 200 | 0,038 |
| Night vent plate | | DZ8207X | 103595 | 100 | 0,034 |
| Shim for night vent plate | | DZ82768 | 017977 | 100 | 0,005 |
| Multi night vent plate | l/h | DZ82N13LX | 113167 | 100 | 0,033 |
| Multi night vent plate | r/h | DZ82N13RX | 113174 | 100 | 0,033 |
| Shim for multi night vent plate | | DZ82768 | 017977 | 100 | 0,005 |
| Snapper | | DZ4114X | 086362 | 100 | 0,050 |
| Shim for snapper | | RUV80251X | 091151 | 100 | 0,012 |
| Frame plate for no. 52 | | DXJZ76509 | 159929 | 100 | 0,033 |
| Shim for frame plate for no. 52 | | RU80723 | 055306 | 100 | 0,004 |
| Frame plate for no. 61 | | DXJZ76509 | 159929 | 100 | 0,033 |
| Shim for frame plate for no. 61 | | RU80723 | 055306 | 100 | 0,004 |
| Frame plate for no. 62 | | DXJZ76509 | 159929 | 100 | 0,033 |
| Shim for frame plate for no. 62 | | RU80723 | 055306 | 100 | 0,004 |
| Frame plate for no. 64 | | DXJZ76509 | 159929 | 100 | 0,033 |
| Shim for frame plate for no. 64 | | RU80723 | 055306 | 100 | 0,004 |
| Frame plate for no. 70 | | DXJP76500 | 161403 | 100 | 0,044 |
| Second stay guide rail | l/h | FS13722LX | 163131 | 100 | 0,122 |
| Second stay guide rail | r/h | FS13722RX | 163148 | 100 | 0,122 |
| Shim for second stay frame plate for arched windows | | on request | | | |
| additional components for French windows | | | | | |
| Shoot bolt - top for Euro groove | | JK415832S | 079876 | 25 | 0,078 |
| Shoot bolt - bottom for Euro groove | | JK346763S | 095128 | 25 | 0,084 |
| Shoot bolt plate | | JKR49123X | 090888 | 100 | 0,038 |
| Shim for shoot bolt plate | | RU80723 | 055306 | 100 | 0,004 |
| Roller plate for Euro groove | | RZS56732X | 148244 | 100 | 0,060 |
| Roller/mushroom plate for Euro groove | | RZP56736X | 148237 | 100 | 0,060 |
| Snapper for Euro groove | | DZ41015X | 117929 | 100 | 0,063 |
| Snapper for rebate lever gear | | DZ4116X | 080063 | 100 | 0,058 |

CHAPTER | 1
COMPANYCHAPTER | 2
HARDWARE OVERVIEWCHAPTER | 3
INDIVIDUAL COMPONENTSCHAPTER | 4
PROFILE-RELATED
COMPONENTSCHAPTER | 5
INSTALLATION
INSTRUCTIONSCHAPTER | 6
IMPORTANT DETAILS

PROFILE-RELATED COMPONENTS

PROFILE SYSTEMS

SCHUECO

System
S

CORONA CT 70



| | |
|---------|--|
| Axis | 13 mm Overlap 20 mm |
| Sash | 7 mm backset - 8504 |
| Sash | 15 mm backset - 8562 8563 8583 8575 8577 8509 8559 |
| Frame | 8570 8564 8567 8558 8568 8569 |
| Mullion | 8505 8518 |

CORONA SI 82

| | |
|---------|------------------------------------|
| Axis | 13 mm Overlap 20 mm |
| Sash | 7 mm backset - 8810 |
| Sash | 15 mm backset - 8811 8812 8813 |
| Frame | 8808 8809 |
| Mullion | 8815 |

PROFILE SYSTEMS

SCHUECO

| Description | Handedness | Article No. | EAN No. 4033449... |  |  |
|---|------------|-------------|-----------------------|---|---|
| Roller plate | | RZ49682X | 107654 | 200 | 0,013 |
| Mushroom plate basic security | | RPZ48229X | 158724 | 100 | 0,060 |
| Security plate | | RPK48229X | 162073 | 100 | 0,043 |
| Mushroom tip plate | | RKP56704X | 160000 | 50 | 0,060 |
| Tip plate | l/h | RKF49683LX | 130133 | 100 | 0,036 |
| Tip plate | r/h | RKF49683RX | 130140 | 100 | 0,036 |
| Tip plate TIPSAFE | l/h | RKT49713LX | 137712 | 100 | 0,050 |
| Tip plate TIPSAFE | r/h | RKT49713RX | 137729 | 100 | 0,050 |
| Shim for tip plate TIPSAFE | | DZ82560 | 017861 | 100 | 0,004 |
| Roller plate TIPSAFE for sash lifter | l/h | RZF56208LX | 165920 | 200 | 0,038 |
| Roller plate TIPSAFE for sash lifter | r/h | RZF56208RX | 165937 | 200 | 0,038 |
| Night vent plate | | DZ8209X | 142730 | 100 | 0,037 |
| Multi night vent plate | l/h | DZ82N136LX | 158014 | 100 | 0,034 |
| Multi night vent plate | r/h | DZ82N136RX | 143713 | 100 | 0,034 |
| Snapper | | DZ4114X | 086362 | 100 | 0,050 |
| Shim for snapper | | RUV84179X | 157062 | 100 | 0,013 |
| Frame plate for no. 52 | | DXJZ76508 | 161991 | 100 | 0,033 |
| Frame plate for no. 61 | | DXJZ76508 | 161991 | 100 | 0,033 |
| Frame plate for no. 62 | | DXJZ76508 | 161991 | 100 | 0,033 |
| Frame plate for no. 64 | | DXJZ76508 | 161991 | 100 | 0,033 |
| Frame plate for no. 70 | | DXJP76500 | 161403 | 100 | 0,044 |
| Second stay guide rail | l/h | FSS7208LX | 163179 | 100 | 0,122 |
| Second stay guide rail | r/h | FSS7208RX | 163186 | 100 | 0,122 |
| Shim for second stay frame plate for arched windows | | on request | | | |
| additional components for French windows | | | | | |
| Shoot bolt - top for Euro groove | | JK415832S | 079876 | 25 | 0,078 |
| Shoot bolt - bottom for Euro groove | | JK346763S | 095128 | 25 | 0,084 |
| Shoot bolt plate | | JKR49123X | 090888 | 100 | 0,038 |
| Shim for shoot bolt plate | | RU80680 | 055252 | 100 | 0,004 |
| Roller plate for Euro groove | | RZS56732X | 148244 | 100 | 0,060 |
| Roller/mushroom plate for Euro groove | | RZP56736X | 148237 | 100 | 0,060 |
| Snapper for Euro groove | | DZ41015X | 117929 | 100 | 0,063 |
| Snapper for rebate lever gear | | DZ4116X | 080063 | 100 | 0,058 |

CHAPTER | 1
COMPANYCHAPTER | 2
HARDWARE OVERVIEWCHAPTER | 3
INDIVIDUAL COMPONENTSCHAPTER | 4
PROFILE-RELATED
COMPONENTSCHAPTER | 5
INSTALLATION
INSTRUCTIONSCHAPTER | 6
IMPORTANT DETAILS

PROFILE-RELATED COMPONENTS

System
S

TK 60



| | |
|---------|-------------------------------|
| Axis | 13 mm Overlap 20 mm |
| Sash | 7 mm backset - ES020 |
| Sash | 15 mm backset - ES021 ES022 |
| Frame | ES001 ES002 |
| Mullion | ES030 |

PROFILE SYSTEMS

SPECTUS

PROFILE SYSTEMS

SPECTUS

| Description | Handedness | Article No. | EAN No. 4033449... |  |  |
|---|------------|-------------|-----------------------|---|---|
| Roller plate | | RZ54405X | 137019 | 200 | 0,013 |
| Mushroom plate basic security | | RPZ48229X | 158724 | 100 | 0,060 |
| Security plate | | RPK48229X | 162073 | 100 | 0,043 |
| Mushroom tip plate | | RKP56704X | 160000 | 50 | 0,060 |
| Tip plate | l/h | RKF54406LX | 165500 | 100 | 0,056 |
| Tip plate | r/h | RKF54406RX | 165517 | 100 | 0,056 |
| Tip plate TIPSAFE | l/h | RKT49713LX | 137712 | 100 | 0,050 |
| Tip plate TIPSAFE | r/h | RKT49713RX | 137729 | 100 | 0,050 |
| Shim for tip plate TIPSAFE | | DZ82452 | 017762 | 100 | 0,004 |
| Roller plate TIPSAFE for sash lifter | l/h | RZF56208LX | 165920 | 200 | 0,038 |
| Roller plate TIPSAFE for sash lifter | r/h | RZF56208RX | 165937 | 200 | 0,038 |
| Night vent plate | | DZ8209X | 142730 | 100 | 0,037 |
| Multi night vent plate | l/h | DZ82N136LX | 158014 | 100 | 0,034 |
| Multi night vent plate | r/h | DZ82N136RX | 143713 | 100 | 0,034 |
| Snapper | | DZ4114X | 086362 | 100 | 0,050 |
| Shim for snapper | | RUV84179X | 157062 | 100 | 0,013 |
| Frame plate for no. 52 | | DXJZ76508 | 161991 | 100 | 0,033 |
| Frame plate for no. 61 | | DXJZ76508 | 161991 | 100 | 0,033 |
| Frame plate for no. 62 | | DXJZ76508 | 161991 | 100 | 0,033 |
| Frame plate for no. 64 | | DXJZ76508 | 161991 | 100 | 0,033 |
| Frame plate for no. 70 | | DXJP76500 | 161403 | 100 | 0,044 |
| Second stay guide rail | l/h | FSS7208LX | 163179 | 100 | 0,122 |
| Second stay guide rail | r/h | FSS7208RX | 163186 | 100 | 0,122 |
| Shim for second stay frame plate for arched windows | | on request | | | |
| additional components for French windows | | | | | |
| Shoot bolt - top for Euro groove | | JK415832S | 079876 | 25 | 0,078 |
| Shoot bolt - bottom for Euro groove | | JK346763S | 095128 | 25 | 0,084 |
| Shoot bolt plate | | JKR49123X | 090888 | 100 | 0,038 |
| Shim for shoot bolt plate | | RU84311 | 151220 | 100 | 0,004 |
| Roller plate for Euro groove | | RZS56732X | 148244 | 100 | 0,060 |
| Roller/mushroom plate for Euro groove | | RZP56736X | 148237 | 100 | 0,060 |
| Snapper for Euro groove | | DZ41015X | 117929 | 100 | 0,063 |
| Snapper for rebate lever gear | | DZ4116X | 080063 | 100 | 0,058 |

CHAPTER | 1
COMPANYCHAPTER | 2
HARDWARE OVERVIEWCHAPTER | 3
INDIVIDUAL COMPONENTSCHAPTER | 4
PROFILE-RELATED
COMPONENTSCHAPTER | 5
INSTALLATION
INSTRUCTIONSCHAPTER | 6
IMPORTANT DETAILS

PROFILE-RELATED COMPONENTS

PROFILE SYSTEMS

THYSSEN

System



T

AD 13

| | |
|---------|---|
| Axis | 13 mm Overlap 21 mm |
| Sash | 7 mm backset - Z50 |
| Sash | 15 mm backset - Z10 Z13 Z105 Z167 Z20 Z30 Z70 TS10 TS20 |
| Frame | L10 L20 L40 L50 L70 AS88 |
| Mullion | SFZ10 SZ10 |

PROFILE SYSTEMS

THYSSEN

| Description | Handedness | Article No. | EAN No. 4033449... |  |  |
|---|------------|-------------|-----------------------|---|---|
| Roller plate | | RZ54520BX | 168181 | 200 | 0,019 |
| Mushroom plate basic security | | RPZ48228X | 158717 | 100 | 0,060 |
| Security plate | | RPK48228X | 160802 | 100 | 0,043 |
| Mushroom tip plate | | RKP56706X | 160017 | 50 | 0,060 |
| Tip plate | l/h | RKF48035LX | 130812 | 100 | 0,068 |
| Tip plate | r/h | RKF48035RX | 130829 | 100 | 0,068 |
| Tip plate TIPS SAFE | | RKT45610AX | 130874 | 100 | 0,047 |
| Shim for tip plate TIPS SAFE | | DZ82492 | 017823 | 100 | 0,005 |
| Roller plate TIPS SAFE for sash lifter | l/h | RZF55240LX | 129175 | 200 | 0,040 |
| Roller plate TIPS SAFE for sash lifter | r/h | RZF55240RX | 129182 | 200 | 0,040 |
| Night vent plate | | DZ8215X | 086805 | 100 | 0,034 |
| Shim for night vent plate | | DZ82492 | 017823 | 100 | 0,005 |
| Multi night vent plate | l/h | DZ82N13LX | 113167 | 100 | 0,033 |
| Multi night vent plate | r/h | DZ82N13RX | 113174 | 100 | 0,033 |
| Shim for multi night vent plate | | DZ82492 | 017823 | 100 | 0,005 |
| Snapper | | DZ4114X | 086362 | 100 | 0,050 |
| Shim for snapper | | RUV80235X | 086812 | 100 | 0,013 |
| Frame plate for no. 52 | | DXJZ76509 | 159929 | 100 | 0,033 |
| Shim for frame plate for no. 52 | | RU80702 | 055290 | 100 | 0,005 |
| Frame plate for no. 61 | | DXJZ76509 | 159929 | 100 | 0,033 |
| Shim for frame plate for no. 61 | | RU80702 | 055290 | 100 | 0,005 |
| Frame plate for no. 62 | | DXJZ76509 | 159929 | 100 | 0,033 |
| Shim for frame plate for no. 62 | | RU80702 | 055290 | 100 | 0,005 |
| Frame plate for no. 64 | | DXJZ76509 | 159929 | 100 | 0,033 |
| Shim for frame plate for no. 64 | | RU80702 | 055290 | 100 | 0,005 |
| Frame plate for no. 70 | | DXJP76500 | 161403 | 100 | 0,044 |
| Second stay guide rail | l/h | FS13722LX | 163131 | 100 | 0,122 |
| Second stay guide rail | r/h | FS13722RX | 163148 | 100 | 0,122 |
| Shim for second stay frame plate for arched windows | | on request | | | |
| additional components for French windows | | | | | |
| Shoot bolt - top for Euro groove | | JK415832S | 079876 | 25 | 0,078 |
| Shoot bolt - bottom for Euro groove | | JK346763S | 095128 | 25 | 0,084 |
| Shoot bolt plate | | JKR49123X | 090888 | 100 | 0,038 |
| Shim for shoot bolt plate | | RU80702 | 055290 | 100 | 0,005 |
| Roller plate for Euro groove | | RZS56732X | 148244 | 100 | 0,060 |
| Roller/mushroom plate for Euro groove | | RZP56736X | 148237 | 100 | 0,060 |
| Snapper for Euro groove | | DZ41015X | 117929 | 100 | 0,063 |
| Snapper for rebate lever gear | | DZ4116X | 080063 | 100 | 0,058 |

CHAPTER | 1
COMPANYCHAPTER | 2
HARDWARE OVERVIEWCHAPTER | 3
INDIVIDUAL COMPONENTSCHAPTER | 4
PROFILE-RELATED
COMPONENTSCHAPTER | 5
INSTALLATION
INSTRUCTIONSCHAPTER | 6
IMPORTANT DETAILS

PROFILE-RELATED COMPONENTS

PROFILE SYSTEMS

TROCAL

System
T

CONFORT

| | |
|---------|---|
| Axis | 13 mm Overlap 20 mm |
| Sash | 7 mm backset - 120900 |
| Sash | 15 mm backset - 120100 120200 120300 121300 120400 121500 120600 |
| Frame | 110100 111100 110200 111200 110300 111300 110400 110500 110600 110700 110800 110900 110130 110230 |
| Mullion | 130300 |

INNONOVA 70.A5



| | |
|---------|--|
| Axis | 13 mm Overlap 20 mm |
| Sash | 15 mm backset - 62 21 00 62 22 00 62 23 00 62 05 00 62 06 00 62 66 00 62 07 00 62 67 00 62 69 00 |
| Frame | 61 01 00 61 51 06 61 02 00 |
| Mullion | 63 22 00 63 24 00 |

INNONOVA 70.M5

| | |
|---------|--|
| Axis | 13 mm Overlap 20 mm |
| Sash | 7 mm backset - 52 14 00 |
| Sash | 15 mm backset - 52 10 00 52 21 00 52 22 00 52 23 00 52 05 00 52 06 00 52 07 00 |
| Frame | 51 03 00 51 04 00 51 06 00 51 08 00 |
| Mullion | 53 21 00 53 23 00 |

PROFILE SYSTEMS

TROCAL

| Description | Handedness | Article No. | EAN No. 4033449... |  |  |
|---|------------|-------------|-----------------------|---|---|
| Roller plate | | RZ54580DX | 144543 | 200 | 0,012 |
| Mushroom plate basic security | | RPZ54595X | 141658 | 100 | 0,060 |
| Security plate | | RPK54595X | 160819 | 100 | 0,043 |
| Mushroom tip plate | | RKP55662X | 159967 | 50 | 0,060 |
| Tip plate | l/h | RKF54576BLX | 142822 | 100 | 0,025 |
| Tip plate | r/h | RKF54576BRX | 142839 | 100 | 0,025 |
| Tip plate TIPSAFE | l/h | RKT49713LX | 137712 | 100 | 0,050 |
| Tip plate TIPSAFE | r/h | RKT49713RX | 137729 | 100 | 0,050 |
| Shim for tip plate TIPSAFE | | DZ82873 | 018004 | 100 | 0,004 |
| Roller plate TIPSAFE for sash lifter | l/h | RZF57225LX | 161052 | 200 | 0,038 |
| Roller plate TIPSAFE for sash lifter | r/h | RZF57225RX | 161069 | 200 | 0,038 |
| Night vent plate | | DZ8207X | 103595 | 100 | 0,034 |
| Shim for night vent plate | | DZ82873 | 018004 | 100 | 0,004 |
| Multi night vent plate | l/h | DZ13799LX | 117790 | 100 | 0,035 |
| Multi night vent plate | r/h | DZ13799RX | 117806 | 100 | 0,035 |
| Snapper | l/h | DZ41011LX | 123265 | 100 | 0,063 |
| Snapper | r/h | DZ41011RX | 123272 | 100 | 0,063 |
| Frame plate for no. 52 | | DXJZ76504 | 159882 | 100 | 0,033 |
| Frame plate for no. 61 | | DXJZ76504 | 159882 | 100 | 0,033 |
| Frame plate for no. 62 | | DXJZ76504 | 159882 | 100 | 0,033 |
| Frame plate for no. 64 | | DXJZ76504 | 159882 | 100 | 0,033 |
| Frame plate for no. 70 | | DXJP76500 | 161403 | 100 | 0,044 |
| Second stay guide rail | l/h | FS13674LX | 095081 | 100 | 0,122 |
| Second stay guide rail | r/h | FS13674RX | 095098 | 100 | 0,122 |
| Shim for second stay frame plate for arched windows | | on request | | | |
| additional components for French windows | | | | | |
| Shoot bolt - top for Euro groove | | JK415832S | 079876 | 25 | 0,078 |
| Shoot bolt - bottom for Euro groove | | JK346763S | 095128 | 25 | 0,084 |
| Shoot bolt plate | | JKR56365X | 117943 | 100 | 0,038 |
| Roller plate for Euro groove | | RZS56732X | 148244 | 100 | 0,060 |
| Roller/mushroom plate for Euro groove | | RZP56736X | 148237 | 100 | 0,060 |
| Snapper for Euro groove | | DZ41015X | 117929 | 100 | 0,063 |
| Snapper for rebate lever gear | | DZ4116X | 080063 | 100 | 0,058 |

CHAPTER | 1
COMPANYCHAPTER | 2
HARDWARE OVERVIEWCHAPTER | 3
INDIVIDUAL COMPONENTSCHAPTER | 4
PROFILE-RELATED
COMPONENTSCHAPTER | 5
INSTALLATION
INSTRUCTIONSCHAPTER | 6
IMPORTANT DETAILS

PROFILE-RELATED COMPONENTS

PROFILE SYSTEMS

VEKA

System
V

EUROLINE

Axis 9 mm | Overlap 20 mm

SOFTLINE AD

Axis 9 mm | Overlap 20 mm

Sash 7 mm backset - 103.100

Sash 15 mm backset - 103.101 | 103.102 | 103.104 | 103.105 | 103.111 | 103.122 | 103.125

Frame 101.105 | 101.085 | 101.086 | 105.086 | 105.087 | 101.094 | 101.097 | 111.010

Mullion 102.118

SOFTLINE MD

Axis 9 mm | Overlap 20 mm

Sash 7 mm backset - 103.116



Sash 15 mm backset - 103.117 | 103.118 | 103.119 | 103.121

Frame 101.100 | 101.098 | 101.099 | 111.018

Mullion 102.107

PROFILE SYSTEMS

VEKA

| Description | Handedness | Article No. | EAN No. 4033449... |  |  |
|---|------------|-------------|-----------------------|---|---|
| Roller plate | | RZ47146X | 089806 | 200 | 0,018 |
| Mushroom plate | | RP45394AX | 091007 | 100 | 0,035 |
| Shim for mushroom plate | | RU80651 | 055245 | 100 | 0,004 |
| Mushroom tip plate | | RKP56908X | 160024 | 50 | 0,060 |
| Tip plate | l/h | RKF49034LX | 130850 | 100 | 0,031 |
| Tip plate | r/h | RKF49034RX | 130867 | 100 | 0,031 |
| Tip plate TIPSAFE | l/h | RKT49713LX | 137712 | 100 | 0,050 |
| Tip plate TIPSAFE | r/h | RKT49713RX | 137729 | 100 | 0,050 |
| Shim for tip plate TIPSAFE | | DZ82484 | 017809 | 100 | 0,003 |
| Roller plate TIPSAFE for sash lifter | l/h | RZF55241LX | 161038 | 200 | 0,040 |
| Roller plate TIPSAFE for sash lifter | r/h | RZF55241RX | 161045 | 200 | 0,040 |
| Night vent plate | | DZ8208X | 103601 | 100 | 0,034 |
| Shim for night vent plate | | DZ82484 | 017809 | 100 | 0,003 |
| Multi night vent plate | l/h | DZ82N9LX | 113181 | 100 | 0,028 |
| Multi night vent plate | r/h | DZ82N9RX | 113198 | 100 | 0,028 |
| Shim for multi night vent plate | | DZ82484 | 017809 | 100 | 0,003 |
| Snapper | | DZ4114X | 086362 | 100 | 0,050 |
| Shim for snapper | | RUV84083X | 160949 | 100 | 0,012 |
| Frame plate for no. 52 | | DXJZ76508 | 161991 | 100 | 0,033 |
| Frame plate for no. 61 | | DXJZ76508 | 161991 | 100 | 0,033 |
| Frame plate for no. 62 | | DXJZ76508 | 161991 | 100 | 0,033 |
| Frame plate for no. 64 | | DXJZ76508 | 161991 | 100 | 0,033 |
| Frame plate for no. 70 | | DXJP76500 | 161403 | 100 | 0,044 |
| Second stay guide rail | | FS12571X | 163070 | 100 | 0,122 |
| Shim for second stay frame plate for arched windows | | on request | | | |
| additional components for French windows | | | | | |
| Shoot bolt - top for Euro groove | | JK415832S | 079876 | 25 | 0,078 |
| Shoot bolt - bottom for Euro groove | | JK346763S | 095128 | 25 | 0,084 |
| Shoot bolt plate | | JKR49123X | 090888 | 100 | 0,038 |
| Shim for shoot bolt plate | | RU80651 | 055245 | 100 | 0,004 |
| Roller plate for Euro groove | | RZS56732X | 148244 | 100 | 0,060 |
| Roller/mushroom plate for Euro groove | | RZP56736X | 148237 | 100 | 0,060 |
| Snapper for Euro groove | | DZ41015X | 117929 | 100 | 0,063 |
| Snapper for rebate lever gear | | DZ4116X | 080063 | 100 | 0,058 |

CHAPTER | 1
COMPANYCHAPTER | 2
HARDWARE OVERVIEWCHAPTER | 3
INDIVIDUAL COMPONENTSCHAPTER | 4
PROFILE-RELATED
COMPONENTSCHAPTER | 5
INSTALLATION
INSTRUCTIONSCHAPTER | 6
IMPORTANT DETAILS

PROFILE-RELATED COMPONENTS

PROFILE SYSTEMS

VEKA

System
V

EUROLINE

| | |
|---------|-------------------------|
| Axis | 13 mm Overlap 20 mm |
| Sash | 15 mm backset - 103.213 |
| Frame | 101.213 |
| Mullion | 102.196 102.197 |

PERFECTLINE (SOFTLINE AD 70)

| | |
|---------|---|
| Axis | 13 mm Overlap 20 mm |
| Sash | 7 mm backset - 103.229 |
| Sash | 15 mm backset - 103.228 103.232 103.238 103.240 103.241 103.242 |
| Frame | 101.208 101.214 101.215 111.208 |
| Mullion | 102.219 102.236 |

SOFTLINE AD 58

| | |
|---------|---|
| Axis | 13 mm Overlap 20 mm |
| Sash | 7 mm backset - 103.214 |
| Sash | 15 mm backset - 103.216 103.218 103.219 103.227 103.274 103.196 103.198 |
| Frame | 101.105 101.010 101.111 101.118 101.085 101.086 101.094 101.097 |
| Mullion | 102.196 102.197 |

SWINGLINE

| | |
|---------|---|
| Axis | 13 mm Overlap 20 mm |
| Sash | 7 mm backset - 103.272 |
| Sash | 15 mm backset - 103.235 103.236 103.273 |
| Frame | 101.235 |
| Mullion | 102.219 102.236 |

TOPLINE AD



| | |
|---------|---|
| Axis | 13 mm Overlap 20 mm |
| Sash | 7 mm backset - 103.201 |
| Sash | 15 mm backset - 103.202 103.203 103.205 103.212 103.239 |
| Frame | 101.202 101.203 101.204 101.205 111.200 |
| Mullion | 102.219 102.236 |

TOPLINE MD

| | |
|---------|---|
| Axis | 13 mm Overlap 20 mm |
| Sash | 7 mm backset - 103.221 |
| Sash | 15 mm backset - 103.220 103.222 103.223 103.224 103.225 103.226 |
| Frame | 101.220 101.221 101.222 101.223 111.220 111.221 111.222 111.223 111.224 |
| Mullion | 102.225 102.226 |

PROFILE SYSTEMS

VEKA

| Description | Handedness | Article No. | EAN No. 4033449... |  |  |
|---|------------|-------------|-----------------------|---|---|
| Roller plate | | RZ56713CX | 153682 | 200 | 0,011 |
| Mushroom plate basic security | | RPZ48229X | 158724 | 100 | 0,060 |
| Security plate | | RPK48229X | 162073 | 100 | 0,043 |
| Mushroom tip plate | | RKP56704X | 160000 | 50 | 0,060 |
| Tip plate | l/h | RKF56772LX | 142983 | 100 | 0,025 |
| Tip plate | r/h | RKF56772RX | 142990 | 100 | 0,025 |
| Tip plate TIPSAFE | l/h | RKT49713LX | 137712 | 100 | 0,050 |
| Tip plate TIPSAFE | r/h | RKT49713RX | 137729 | 100 | 0,050 |
| Shim for tip plate TIPSAFE | | DZ82560 | 017861 | 100 | 0,004 |
| Roller plate TIPSAFE for sash lifter | l/h | RZF56208LX | 165920 | 200 | 0,038 |
| Roller plate TIPSAFE for sash lifter | r/h | RZF56208RX | 165937 | 200 | 0,038 |
| Night vent plate | | DZ8207X | 103595 | 100 | 0,034 |
| Shim for night vent plate | | DZ82560 | 017861 | 100 | 0,004 |
| Multi night vent plate | l/h | DZ82N13LX | 113167 | 100 | 0,033 |
| Multi night vent plate | r/h | DZ82N13RX | 113174 | 100 | 0,033 |
| Shim for multi night vent plate | | DZ82560 | 017861 | 100 | 0,004 |
| Snapper | | DZ4114X | 086362 | 100 | 0,050 |
| Shim for snapper | | RUV84179X | 157062 | 100 | 0,013 |
| Frame plate for no. 52 | | DXJZ76508 | 161991 | 100 | 0,033 |
| Frame plate for no. 61 | | DXJZ76508 | 161991 | 100 | 0,033 |
| Frame plate for no. 62 | | DXJZ76508 | 161991 | 100 | 0,033 |
| Frame plate for no. 64 | | DXJZ76508 | 161991 | 100 | 0,033 |
| Frame plate for no. 70 | | DXJP76500 | 161403 | 100 | 0,044 |
| Second stay guide rail | l/h | FS13848LX | 121834 | 100 | 0,122 |
| Second stay guide rail | r/h | FS13848RX | 121841 | 100 | 0,122 |
| Shim for second stay frame plate for arched windows | | on request | | | |
| additional components for French windows | | | | | |
| Shoot bolt - top for Euro groove | | JK415832S | 079876 | 25 | 0,078 |
| Shoot bolt - bottom for Euro groove | | JK346763S | 095128 | 25 | 0,084 |
| Shoot bolt plate | | JKR56712X | 131307 | 100 | 0,038 |
| Roller plate for Euro groove | | RZS56732X | 148244 | 100 | 0,060 |
| Roller/mushroom plate for Euro groove | | RZP56736X | 148237 | 100 | 0,060 |
| Snapper for Euro groove | | DZ41015X | 117929 | 100 | 0,063 |
| Snapper for rebate lever gear | | DZ4116X | 080063 | 100 | 0,058 |

CHAPTER | 1
COMPANYCHAPTER | 2
HARDWARE OVERVIEWCHAPTER | 3
INDIVIDUAL COMPONENTSCHAPTER | 4
PROFILE-RELATED
COMPONENTSCHAPTER | 5
INSTALLATION
INSTRUCTIONSCHAPTER | 6
IMPORTANT DETAILS

PROFILE-RELATED COMPONENTS

System
W

2500



| | |
|-------|---|
| Axis | 13 mm Overlap 20 mm |
| Sash | 15 mm backset - 2520 2521 2522 2523 |
| Frame | 2500 |

PROFILE SYSTEMS

WYMAR

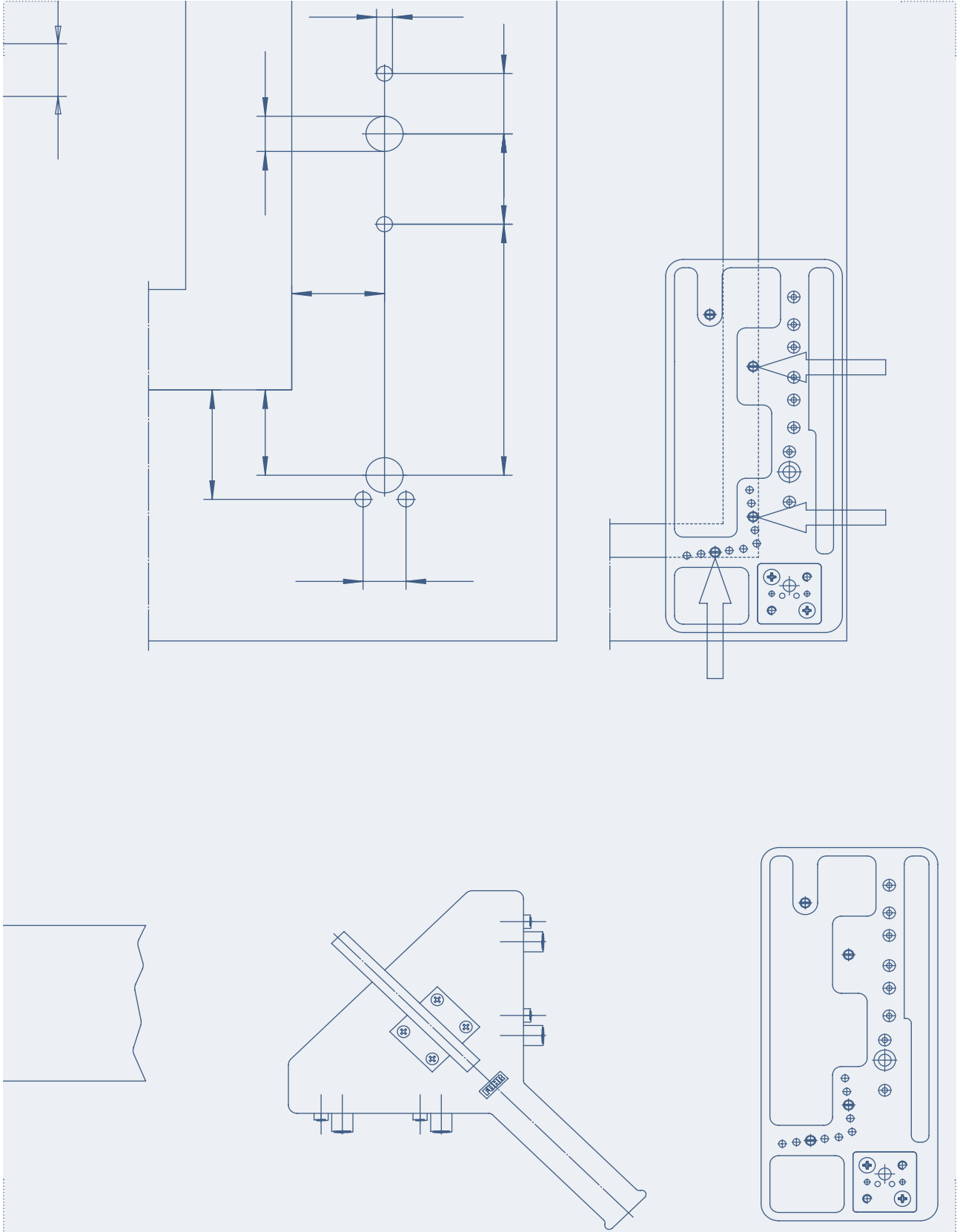
PROFILE SYSTEMS

WYMAR

| Description | Handedness | Article No. | EAN No. 4033449... |  |  |
|---|------------|-------------|-----------------------|---|---|
| Roller plate | | RZ57323X | 168198 | 200 | 0,012 |
| Mushroom plate basic security | | RPZ55553X | 161656 | 100 | 0,060 |
| Security plate | | RPK55553X | 160826 | 100 | 0,043 |
| Mushroom tip plate | | RKP57202X | 160055 | 50 | 0,060 |
| Tip plate | l/h | RKF57325LX | 168143 | 100 | 0,024 |
| Tip plate | r/h | RKF57325RX | 168150 | 100 | 0,024 |
| Tip plate TIPSAFE | l/h | RKT49713LX | 137712 | 100 | 0,050 |
| Tip plate TIPSAFE | r/h | RKT49713RX | 137729 | 100 | 0,050 |
| Shim for tip plate TIPSAFE | | DZ84219 | 160666 | 100 | 0,003 |
| Roller plate TIPSAFE for sash lifter | l/h | RZF57226LX | 161076 | 200 | 0,040 |
| Roller plate TIPSAFE for sash lifter | r/h | RZF57226RX | 161083 | 200 | 0,040 |
| Night vent plate | | DZ8207X | 103595 | 100 | 0,034 |
| Shim for night vent plate | | DZ84219 | 160666 | 100 | 0,003 |
| Multi night vent plate | l/h | DZ82N13LX | 113167 | 100 | 0,033 |
| Multi night vent plate | r/h | DZ82N13RX | 113174 | 100 | 0,033 |
| Shim for multi night vent plate | | DZ84219 | 160666 | 100 | 0,003 |
| Snapper | | DZ4114X | 086362 | 100 | 0,050 |
| Shim for snapper | | RUV84221X | 160956 | 100 | 0,012 |
| Frame plate for no. 52 | | DXJZ76509 | 159929 | 100 | 0,033 |
| Shim for frame plate for no. 52 | | RU84362 | 156447 | 100 | 0,005 |
| Frame plate for no. 61 | | DXJZ76509 | 159929 | 100 | 0,033 |
| Shim for frame plate for no. 61 | | RU84362 | 156447 | 100 | 0,005 |
| Frame plate for no. 62 | | DXJZ76509 | 159929 | 100 | 0,033 |
| Shim for frame plate for no. 62 | | RU84362 | 156447 | 100 | 0,005 |
| Frame plate for no. 64 | | DXJZ76509 | 159929 | 100 | 0,033 |
| Shim for frame plate for no. 64 | | RU84362 | 156447 | 100 | 0,005 |
| Frame plate for no. 70 | | DXJP76500 | 161403 | 100 | 0,044 |
| Shim for frame plate for no. 70 | | DZ84274 | 139686 | 100 | 0,002 |
| Second stay guide rail | l/h | FSS7236LX | 160710 | 100 | 0,122 |
| Second stay guide rail | r/h | FSS7236RX | 160727 | 100 | 0,122 |
| Shim for second stay frame plate for arched windows | | on request | | | |
| additional components for French windows | | | | | |
| Shoot bolt - top for Euro groove | | JK415832S | 079876 | 25 | 0,078 |
| Shoot bolt - bottom for Euro groove | | JK346763S | 095128 | 25 | 0,084 |
| Shoot bolt plate | | JKR49123X | 090888 | 100 | 0,038 |
| Shim for shoot bolt plate | | RU84362 | 156447 | 100 | 0,005 |
| Roller plate for Euro groove | | RZS56732X | 148244 | 100 | 0,060 |
| Roller/mushroom plate for Euro groove | | RZP56736X | 148237 | 100 | 0,060 |
| Snapper for Euro groove | | DZ41015X | 117929 | 100 | 0,063 |
| Snapper for rebate lever gear | | DZ4116X | 080063 | 100 | 0,058 |

CHAPTER | 1
COMPANYCHAPTER | 2
HARDWARE OVERVIEWCHAPTER | 3
INDIVIDUAL COMPONENTSCHAPTER | 4
PROFILE-RELATED
COMPONENTSCHAPTER | 5
INSTALLATION
INSTRUCTIONSCHAPTER | 6
IMPORTANT DETAILS

INSTALLATION INSTRUCTIONS



CHAPTER | 1
COMPANY

CHAPTER | 2
HARDWARE OVERVIEW

CHAPTER | 3
INDIVIDUAL COMPONENTS

CHAPTER | 4
PROFILE-RELATED COMPONENTS

CHAPTER | 5
INSTALLATION INSTRUCTIONS

CHAPTER | 6
IMPORTANT DETAILS

INSTALLATION INSTRUCTIONS

INDEX OF CONTENTS

| | |
|--|----------|
| IMPLEMENTATION REGULATIONS FOR THE FIXING OF SUPPORTING, HINGE-SIDED HARDWARE COMPONENTS | PAGE 270 |
| INSTALLATION INSTRUCTIONS DK2001M SASH | PAGE 272 |
| INSTALLATION INSTRUCTIONS DK2002MS SASH | PAGE 273 |
| INSTALLATION INSTRUCTIONS DK2001M FRAME | PAGE 274 |
| INSTALLATION INSTRUCTIONS DK2001M - ARCHED WINDOWS SASH | PAGE 275 |
| INSTALLATION INSTRUCTIONS FOR ARCHED WINDOW STAY | PAGE 276 |
| APPLICATION DIAGRAM FOR ARCHED WINDOWS | PAGE 277 |
| SPACER BLOCK POSITIONING FOR AN ARCHED TILT & TURN WINDOW | PAGE 278 |
| INSTALLATION INSTRUCTIONS FOR ANGLED WINDOW STAY | PAGE 279 |
| APPLICATION DIAGRAM FOR ANGLED WINDOWS | PAGE 280 |
| ROUTING FOR GEARS - 7 MM BACKSET | PAGE 281 |
| ROUTING FOR GEARS - 15 MM BACKSET | PAGE 282 |
| DRILLING TEMPLATE - TOP HINGE BEARING AND BOTTOM HINGE 3DV-100KG | PAGE 283 |
| DRILLING TEMPLATE - TOP HINGE BEARING AND BOTTOM HINGE 3DV-130KG | PAGE 284 |
| DRILLING TEMPLATE - TOP HINGE BEARING AND BOTTOM HINGE 3DV-100KG 14MM HIGHER POSITION | PAGE 285 |
| DRILLING TEMPLATE - TOP HINGE BEARING AND BOTTOM HINGE 2DV-80KG RIGHT-ANGLED EDGES | PAGE 286 |
| DRILLING TEMPLATE - TOP HINGE BEARING AND BOTTOM HINGE 2DV-100KG RIGHT-ANGLED EDGES | PAGE 287 |
| DRILLING TEMPLATE - TOP HINGE BEARING AND BOTTOM HINGE 2DV-80KG CHAMFERED EDGES | PAGE 288 |
| DRILLING TEMPLATE - TOP HINGE BEARING AND BOTTOM HINGE 2DV-100KG CHAMFERED EDGES | PAGE 289 |
| DRILLING TEMPLATE - TOP HINGE BEARING AND REBATE FITTED HINGE 3DV-80KG | PAGE 290 |
| DRILLING TEMPLATE - TOP HINGE BEARING AND REBATE FITTED HINGE 3DV-100KG | PAGE 291 |
| DRILLING TEMPLATE AND INSTALLATION INSTRUCTION - SIDE HUNG CENTER HINGE | PAGE 292 |
| DRILLING TEMPLATE - HINGE FOR TILT WINDOWS | PAGE 293 |
| STRIKER POSITIONS DK2001M VARIABLE HANDLE HEIGHT | PAGE 294 |
| STRIKER POSITIONS DK2001M FIXED HANDLE HEIGHT | PAGE 295 |

INDEX OF CONTENTS

| | |
|--|----------|
| STRIKER POSITIONS DK2001M BASIC SECURITY | PAGE 296 |
| STRIKER POSITIONS DK2001M NIGHT VENT | PAGE 297 |
| APPLICATION TELESCOPIC JIG VARIABLE HANDLE HEIGHT GEARS | PAGE 298 |
| INSTALLATION INSTRUCTIONS FOR REBATE FITTED FRICTION STAY NO. 52 | PAGE 299 |
| INSTALLATION INSTRUCTIONS FOR TIP STAY NO. 61 | PAGE 300 |
| INSTALLATION INSTRUCTIONS FOR TIP STAY NO. 62 | PAGE 301 |
| INSTALLATION INSTRUCTIONS FOR SECURITY STAY NO. 64 | PAGE 302 |
| INSTALLATION INSTRUCTIONS FOR TIP AND CLEANING STAY NO. 70 | PAGE 303 |
| INSTALLATION OF HANDLE LIMITER | PAGE 304 |

CHAPTER | 1
COMPANY

CHAPTER | 2
HARDWARE OVERVIEW

CHAPTER | 3
INDIVIDUAL COMPONENTS

CHAPTER | 4
PROFILE-RELATED
COMPONENTS

CHAPTER | 5
INSTALLATION
INSTRUCTIONS

CHAPTER | 6
IMPORTANT DETAILS

INSTALLATION INSTRUCTIONS

IMPLEMENTATION REGULATIONS FOR THE FIXING OF SUPPORTING, HINGE-SIDED HARDWARE COMPONENTS



Installation
instructions

For Turn-Only and Tilt&Turn hardware for RAL-RG 607/3 and RAL 607/13 No. DFB 607/3 + 13-01/2

1. GENERAL

In order to guarantee the operating safety of windows during the expected utilisation time, special importance is given to the fixing of security-relevant supportive hardware components such as top stay bearings and bottom hinges. This is particularly in view of the more frequently used higher sash weights (over 80 kg) nowadays on account of the use of double glazing.

This implementation regulation should be a support to the window-fabricator and offer him the possibility to achieve the necessary verifiable resistance values of supporting hardware components.

It is valid for all materials from which windows are currently produced.

The responsibility for the stability of the hardware components is assumed by the hardware manufacturer. It is the window fabricator's responsibility to fix the hardware components on the frame material of his choice and must guarantee the system values as indicated in index 1 subject to the sash weight.

The values indicated in index no. 1 refer always to the stay bearing (for stay-arm) only and can fall below current available practical experience values of up to 10% and are considered valid as long as new findings are made available.

2. NOTES FOR PRACTICAL APPLICATION

If the bottom hinge is fixed like the top stay bearing, the necessary values are sufficient.

a) Timber windows

On timber windows the necessary values are reached as a rule, if high-quality screws are inserted according to the dimensions predefined by the hardware manufacturer (refer to timber drawing).

b) PVC windows

With sash weights up to 80kg the table's values are reached as a rule, if a high-quality screw is used and the screw fixing in the profile penetrates at least 2 profile-walls. In this case the first profile-chamber wall should be at least 2.8 millimetres thick. For sash weights over 80kg additional measures are always necessary (except in PVC) such as additional fixing in the reinforcement profile or in the so-called insertion components. If special hardware components that require no additional fixing in the reinforcement profile or insertion components are offered by the hardware manufacturer, proof is to be presented by the hardware manufacturer, that fixing in only 2 profile walls is sufficient (refer to PVC drawing).

c) Aluminium windows

On aluminium windows the values are reached, when the fixing of surface-mounted (face-fixed) hardware components is carried out not only in the profile wall, but also in the corner connecting bracket or by means of "blind rivets" (refer to aluminium drawing).

With clampable hardware, the proof of the necessary stability is provided by the hardware manufacturer in coordination with the profile/system manufacturer. The window-fabricator is responsible for the professional installation.

Editor:

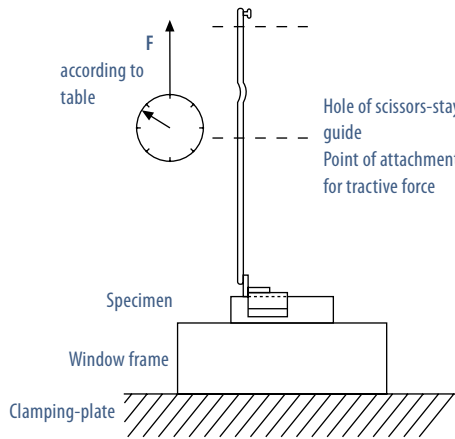
Gütegemeinschaft Schlösser und Beschläge e.V., Offerstr. 12, D-42551 Velbert, 3.98



STATIC FIXING TEST WITH TOP, HINGE-SIDED FRAME HINGES

OVERVIEW OF TESTS ACCORDING TO DFB 607/3-1997

Implementation of static test for top hinge-sided frame-hinges (stay-bearing)

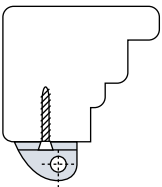


TEST SETUP FOR TOP HINGE-SIDED FRAME-HINGES (STAY-BEARING)

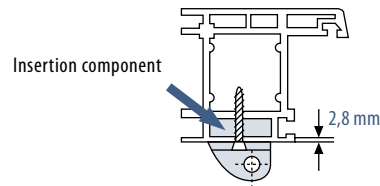
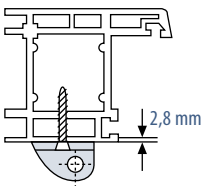
90° load direction in the opened modus, top stay bearing and fixing (tractive force) are tested

| Sash weight in kg | Tractive force in Newton N |
|-------------------|----------------------------|
| 60 | 1650 |
| 70 | 1900 |
| 80 | 2200 |
| 90 | 2450 |
| 100 | 2700 |
| 110 | 3000 |
| 120 | 3250 |
| 130 | 3500 |
| 140 | 3900 |
| 150 | 4200 |
| 160 | 4400 |
| 170 | 4700 |
| 180 | 5000 |
| 190 | 5300 |

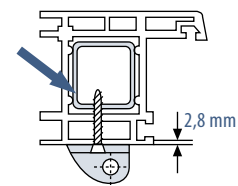
TIMBER



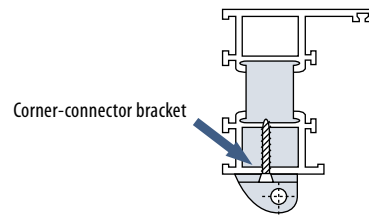
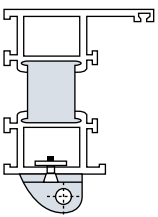
PVC



Reinforcement profile



ALUMINIUM



CHAPTER | 1
COMPANY

CHAPTER | 2
HARDWARE OVERVIEW

CHAPTER | 3
INDIVIDUAL COMPONENTS

CHAPTER | 4
PROFILE-RELATED COMPONENTS

CHAPTER | 5
INSTALLATION INSTRUCTIONS

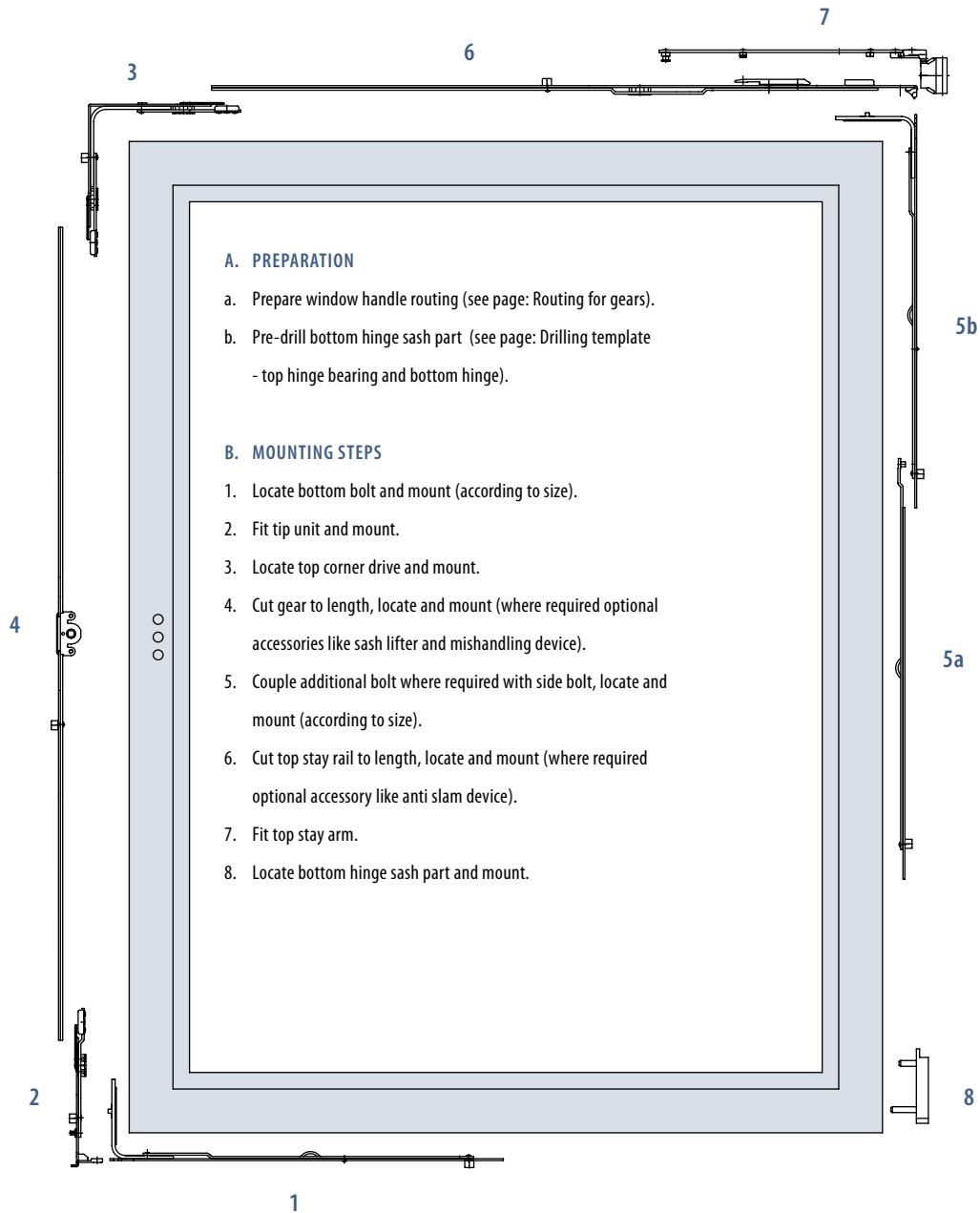
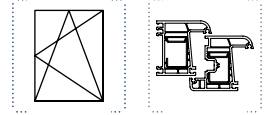
CHAPTER | 6
IMPORTANT DETAILS

INSTALLATION INSTRUCTIONS

INSTALLATION INSTRUCTIONS DK2001M | SASH

Clearance 12 mm | Overlap 20 mm

Axis 9/13 mm



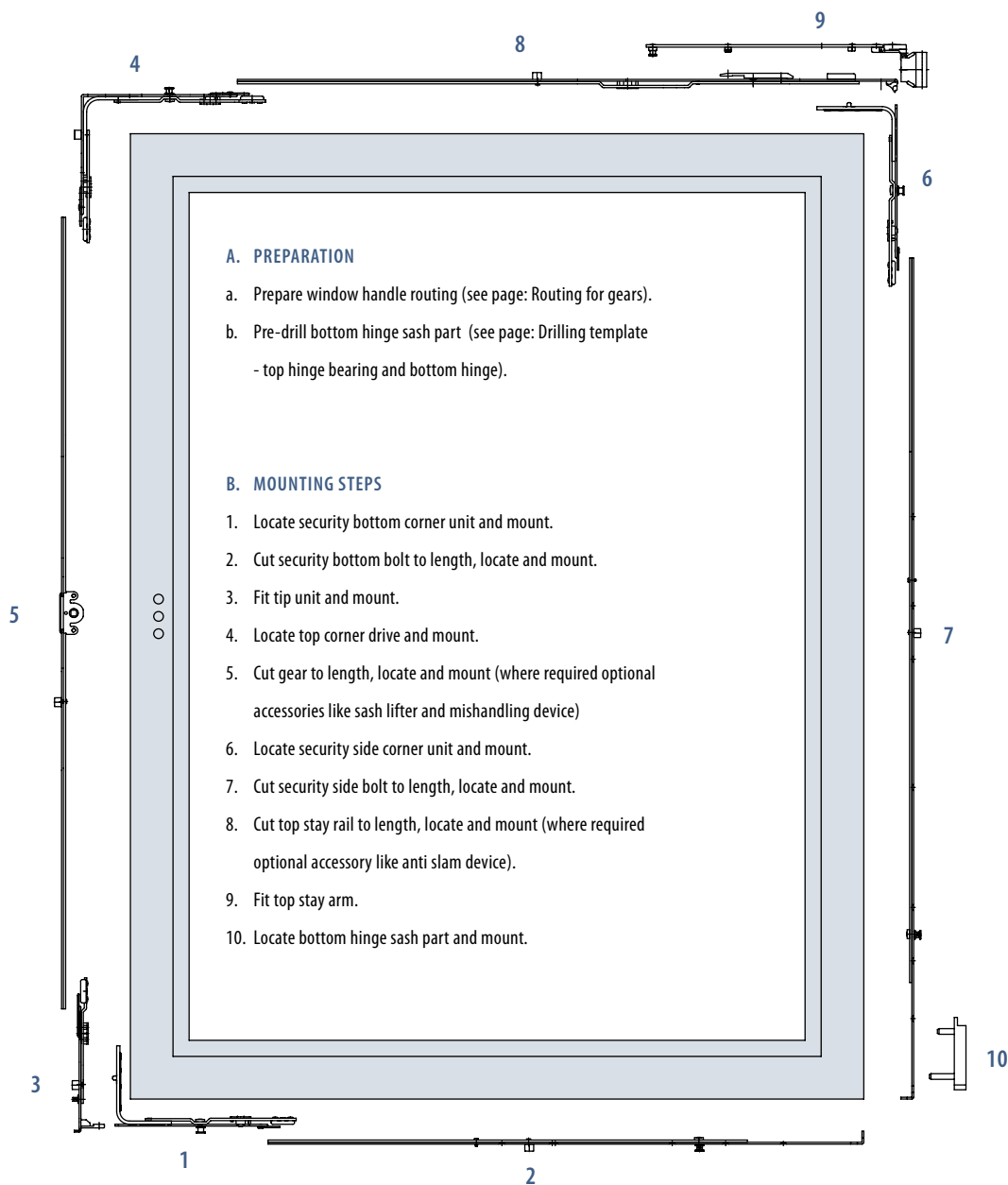
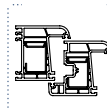
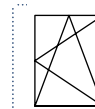
Observe the clearance of 12 mm + 1,0 mm!

INSTALLATION INSTRUCTIONS

DK2002MS | SASH

Clearance 12 mm | Overlap 20 mm

Axis 9/13 mm



CHAPTER | 1
COMPANY

CHAPTER | 2
HARDWARE OVERVIEW

CHAPTER | 3
INDIVIDUAL COMPONENTS

CHAPTER | 4
PROFILE-RELATED COMPONENTS

CHAPTER | 5
INSTALLATION INSTRUCTIONS

CHAPTER | 6
IMPORTANT DETAILS

THE SPECIAL GUIDELINES IN ACCORDANCE WITH DIN V ENV 1627 FF. WK2 HAVE TO BE OBSERVED.

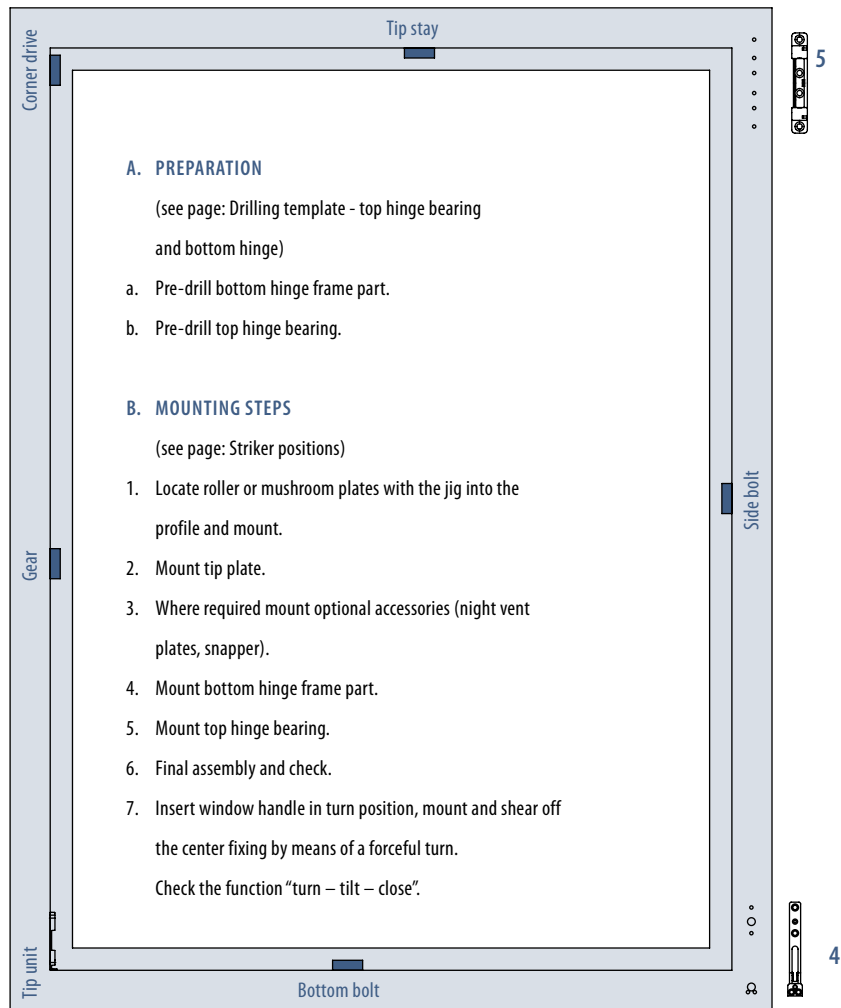
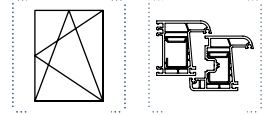
Observe the clearance of 12 mm + 1,0 mm!

INSTALLATION INSTRUCTIONS

INSTALLATION INSTRUCTIONS DK2001M | FRAME

Clearance 12 mm | Overlap 20 mm

Axis 9/13 mm

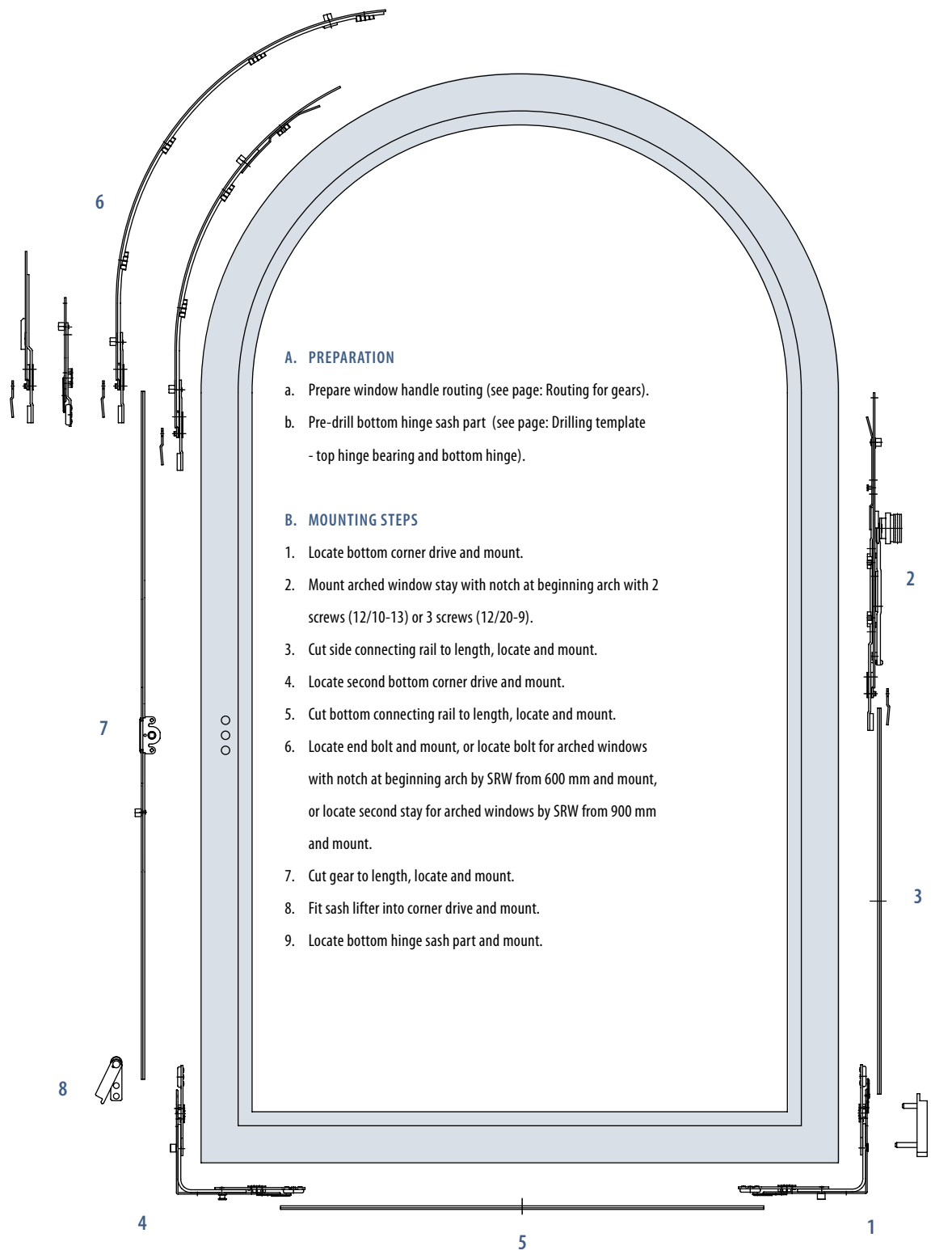
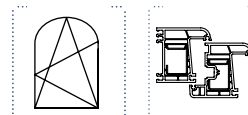


Observe the clearance of 12 mm + 1,0 mm!

INSTALLATION INSTRUCTIONS DK2001M FOR ARCHED WINDOWS | SASH

Clearance 12 mm | Overlap 20 mm

Axis 9/13 mm



A. PREPARATION

- Prepare window handle routing (see page: Routing for gears).
- Pre-drill bottom hinge sash part (see page: Drilling template - top hinge bearing and bottom hinge).

B. MOUNTING STEPS

- Locate bottom corner drive and mount.
- Mount arched window stay with notch at beginning arch with 2 screws (12/10-13) or 3 screws (12/20-9).
- Cut side connecting rail to length, locate and mount.
- Locate second bottom corner drive and mount.
- Cut bottom connecting rail to length, locate and mount.
- Locate end bolt and mount, or locate bolt for arched windows with notch at beginning arch by SRW from 600 mm and mount, or locate second stay for arched windows by SRW from 900 mm and mount.
- Cut gear to length, locate and mount.
- Fit sash lifter into corner drive and mount.
- Locate bottom hinge sash part and mount.

Observe the clearance of 12 mm + 1,0 mm!

CHAPTER | 1
COMPANY

CHAPTER | 2
HARDWARE OVERVIEW

CHAPTER | 3
INDIVIDUAL COMPONENTS

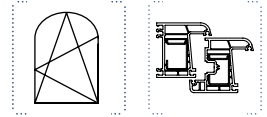
CHAPTER | 4
PROFILE-RELATED
COMPONENTS

CHAPTER | 5
INSTALLATION
INSTRUCTIONS

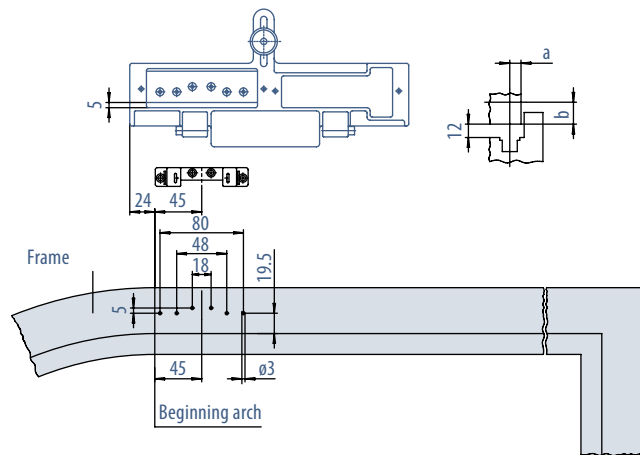
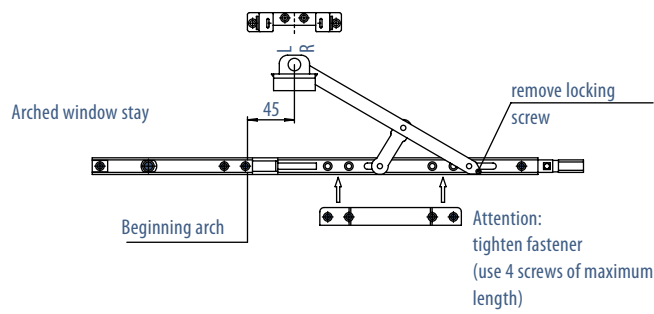
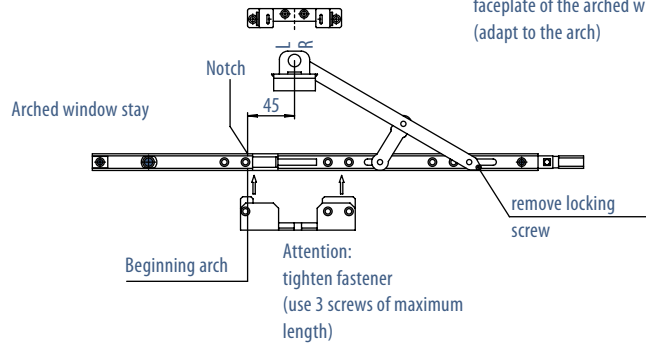
CHAPTER | 6
IMPORTANT DETAILS

INSTALLATION
INSTRUCTIONS

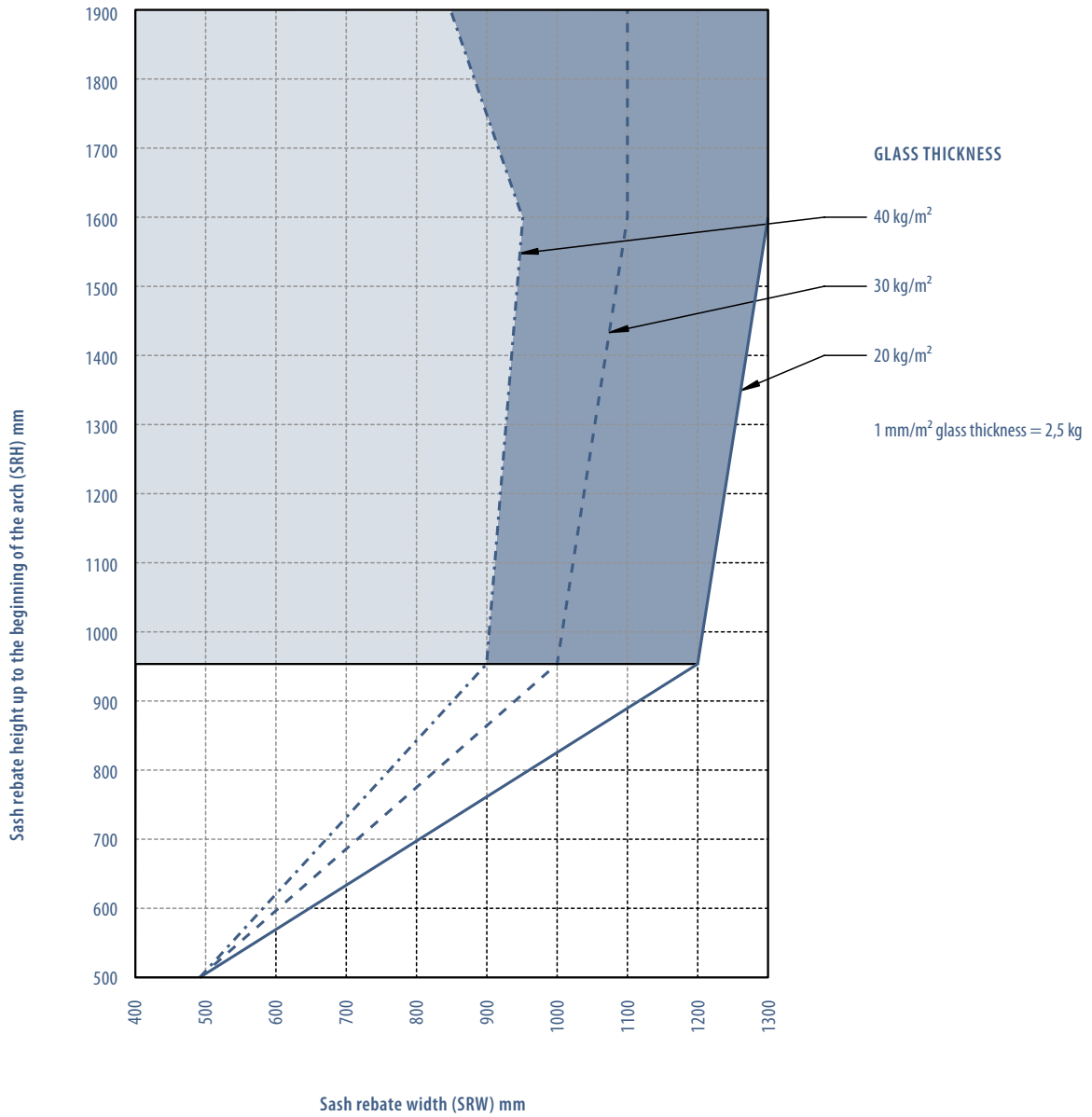
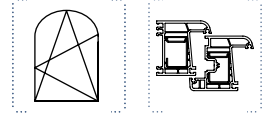
INSTALLATION INSTRUCTIONS
ARCHED WINDOW STAY



Prior to installation of the arched window stay the faceplate of the arched window stay has to be bent (adapt to the arch)



APPLICATION DIAGRAM FOR ARCHED TILT & TURN WINDOWS AND DOORS



CHAPTER | 1
COMPANY

CHAPTER | 2
HARDWARE OVERVIEW

CHAPTER | 3
INDIVIDUAL COMPONENTS

CHAPTER | 4
PROFILE-RELATED COMPONENTS

CHAPTER | 5
INSTALLATION INSTRUCTIONS

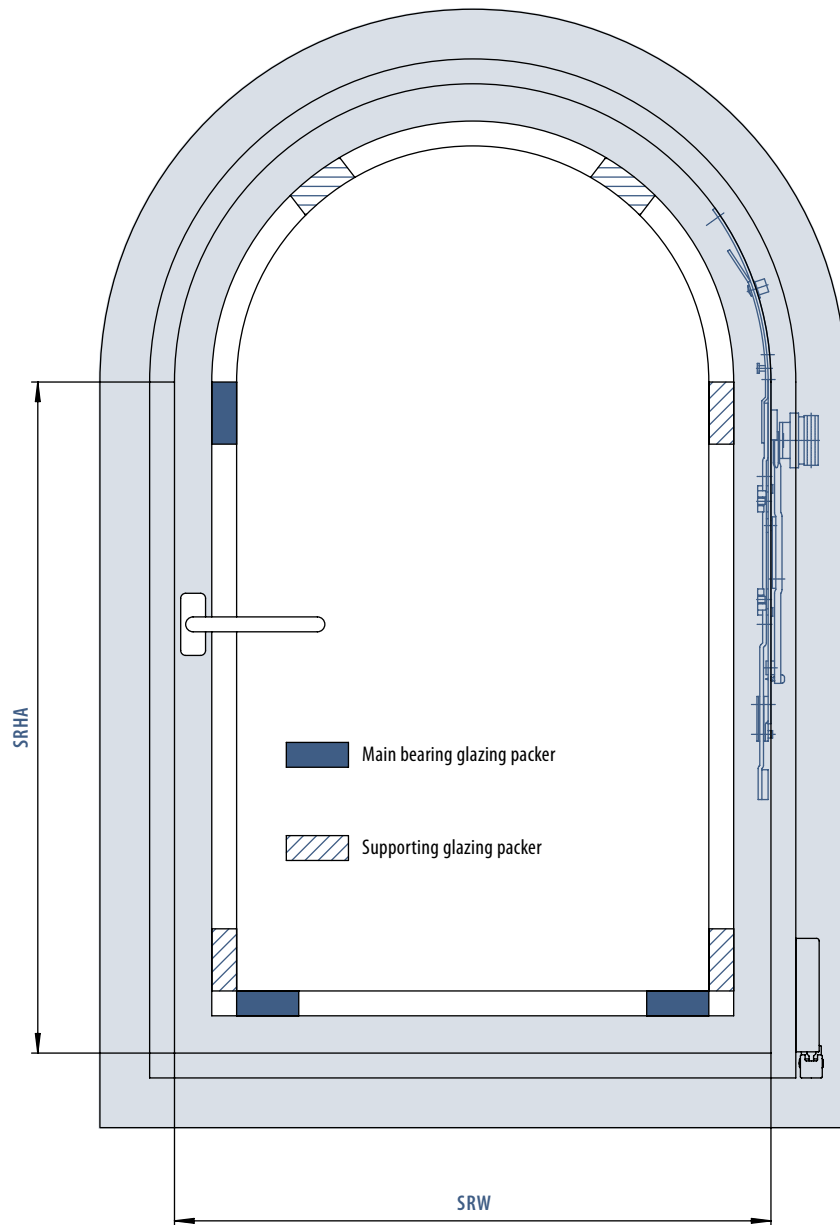
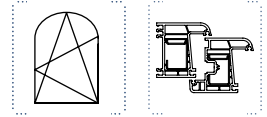
CHAPTER | 6
IMPORTANT DETAILS

SASH WEIGHT MAX. 80 KG

- = second stay required
- = second stay possible, however not required
- = second stay not necessary

INSTALLATION
INSTRUCTIONS

SPACER BLOCK POSITIONING FOR AN ARCHED TILT
& TURN WINDOW

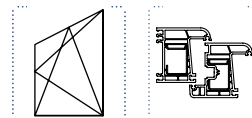


SASH WEIGHT MAX. 80 KG

Determine the sash dimensions according to the application diagram.

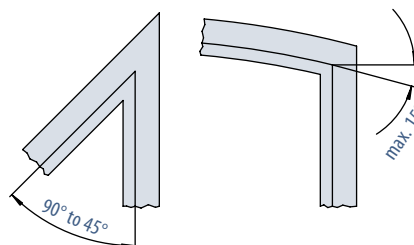
INSTALLATION INSTRUCTIONS

INSTALLATION INSTRUCTIONS FOR ANGLED WINDOW TOP STAYS



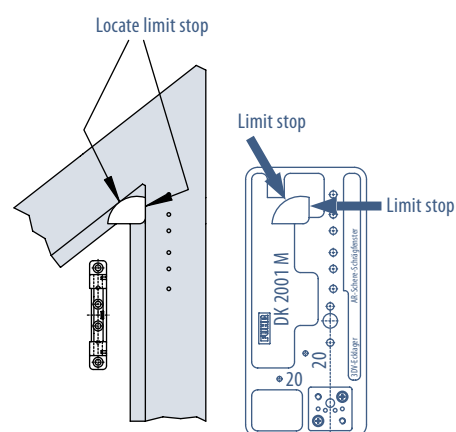
1. PREPARATION

- **Application range:**
angled windows, angle of slope from 90° to 45°
windows with arches, angle up to 15° (see drawing)
- **Clearance:**
Angled windows – min. 14 mm in the slope
check concerning to the turn opening up to which angle the slope can be produced. (specification of the profile manufacturer)



2. INSTALLATION FRAME

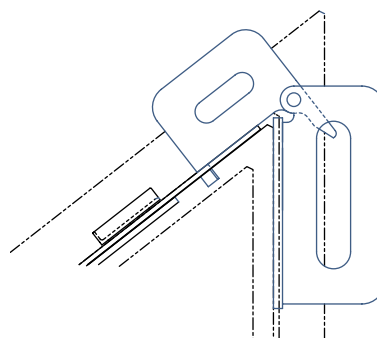
- Locate jig into the corner of the frame profile (see drawing).
- Drill 6 holes ø3 mm.
- Locate tip stay frame part and mount.



Article No. LD12744

3. INSTALLATION SASH

- Before locating the top stay rail into the groove remove the riveted fastener at the end of the faceplate.
- Fit the pin of the jig LD609 at the slot end of the top stay rail and locate into the groove (see drawing).
- Mount top stay rail.
- Locate top stay arm.
- Connect sash with frame.



Article No. LD609

CHAPTER | 1
COMPANY

CHAPTER | 2
HARDWARE OVERVIEW

CHAPTER | 3
INDIVIDUAL COMPONENTS

CHAPTER | 4
PROFILE-RELATED COMPONENTS

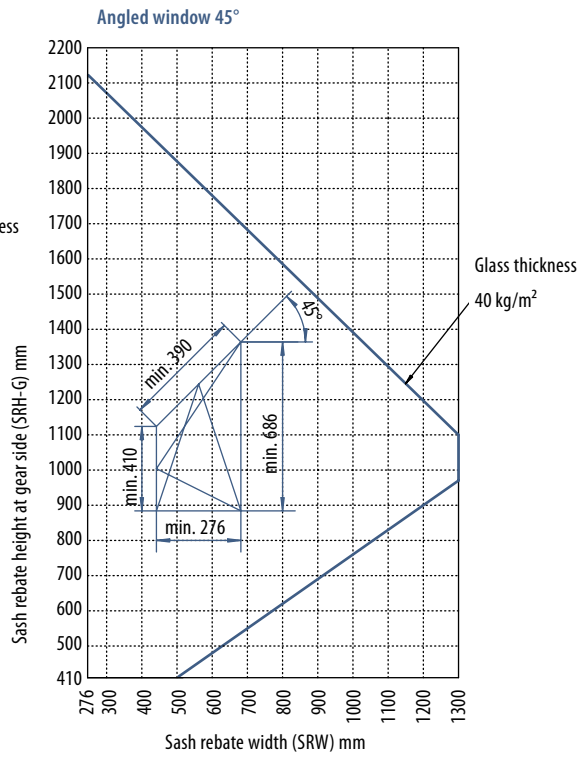
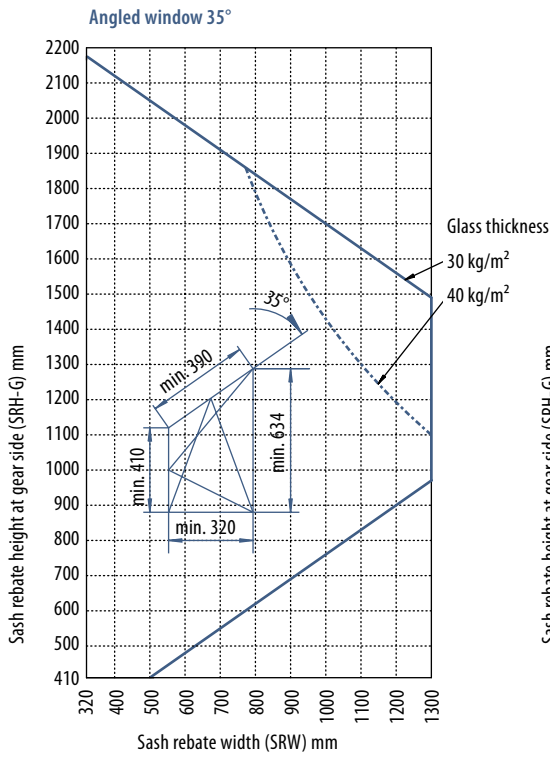
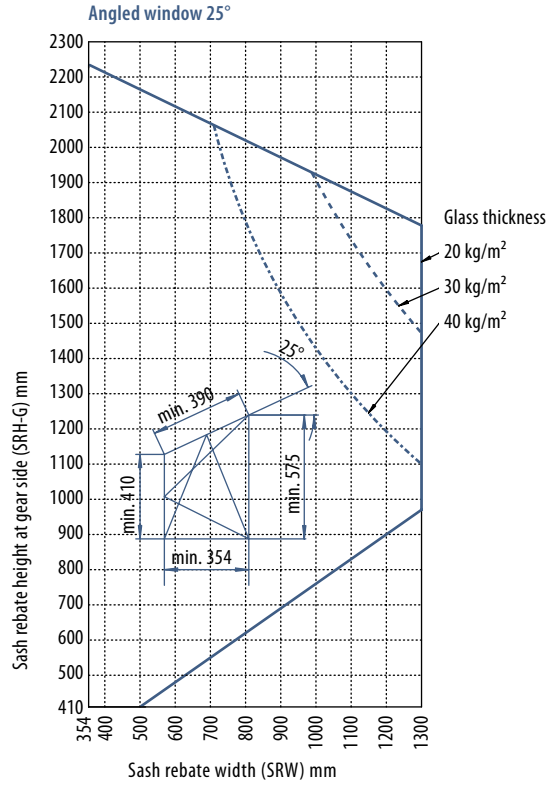
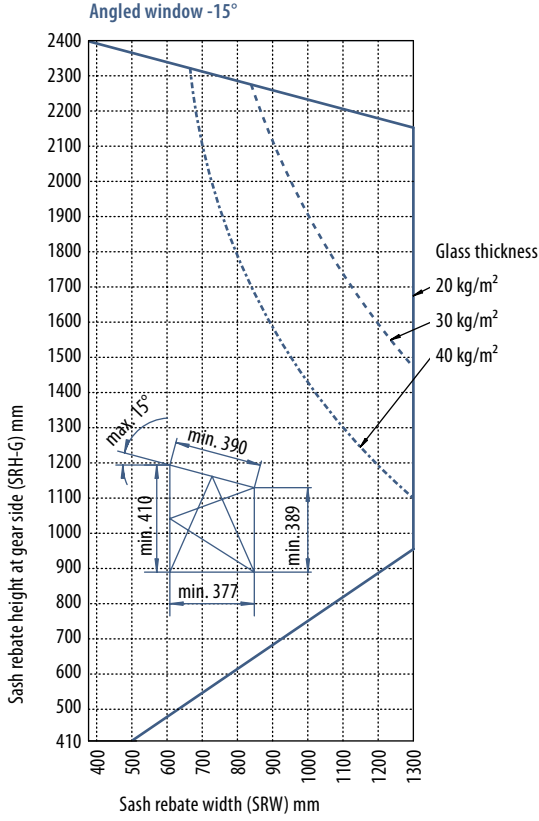
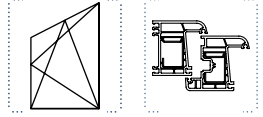
CHAPTER | 5
INSTALLATION INSTRUCTIONS

CHAPTER | 6
IMPORTANT DETAILS

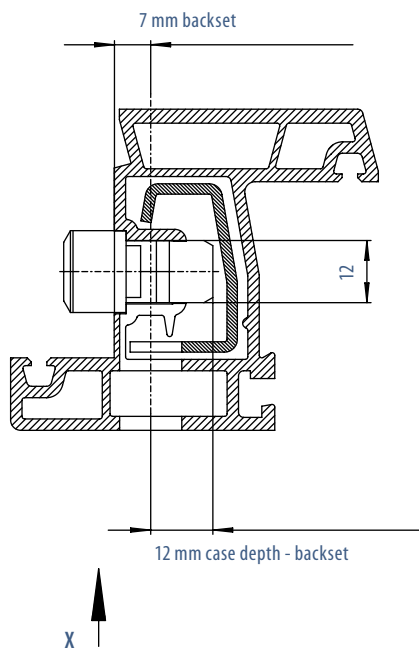
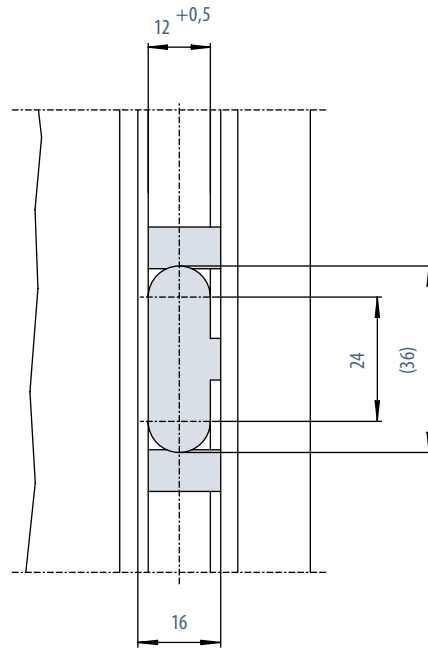
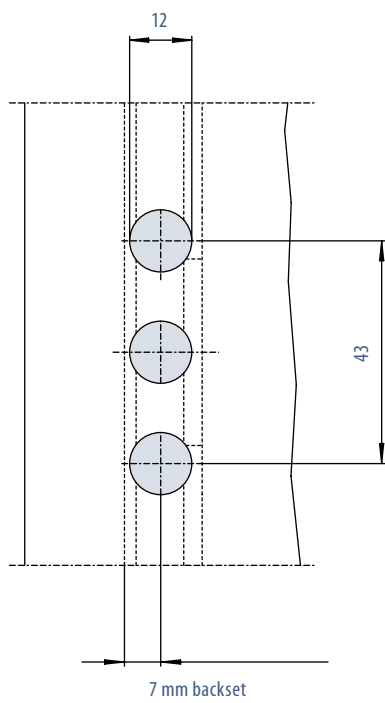
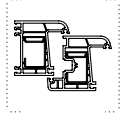
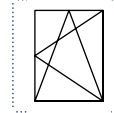
INSTALLATION
INSTRUCTIONS

APPLICATION DIAGRAM FOR ANGLED WINDOWS |
SASH WEIGHT MAX. 80 KG

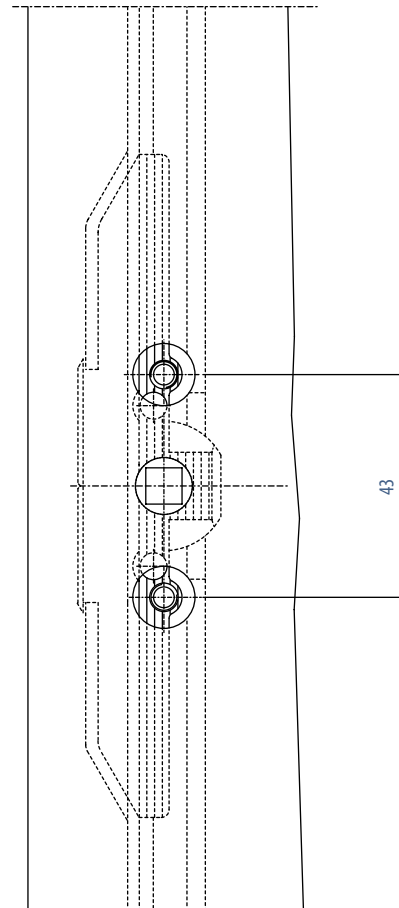
1 mm/m² glass thickness = 2,5 kg



ROUTING FOR GEARS - 7 MM BACKSET (PVCU)



View X



CHAPTER | 1
COMPANY

CHAPTER | 2
HARDWARE OVERVIEW

CHAPTER | 3
INDIVIDUAL COMPONENTS

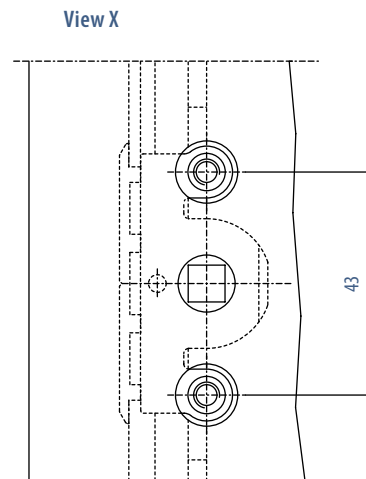
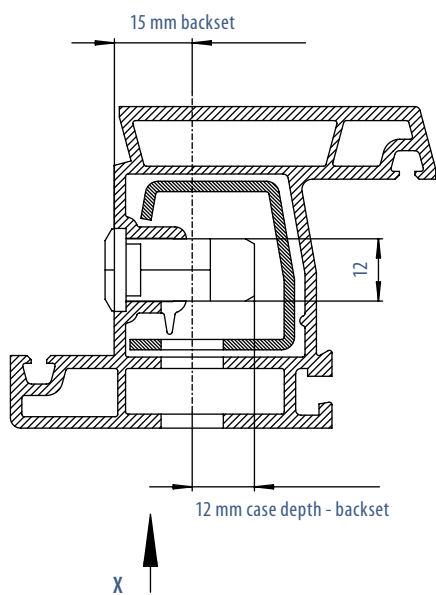
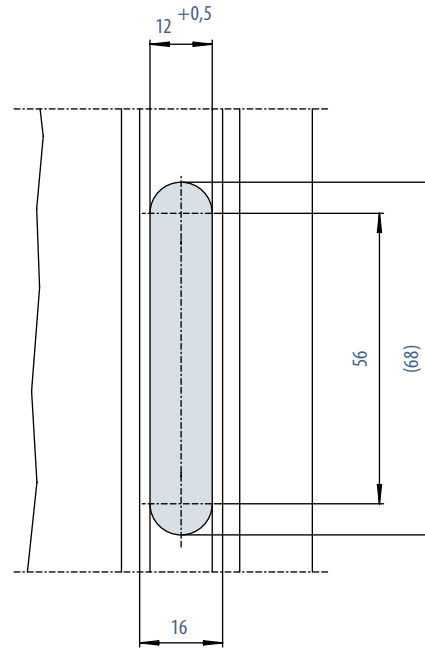
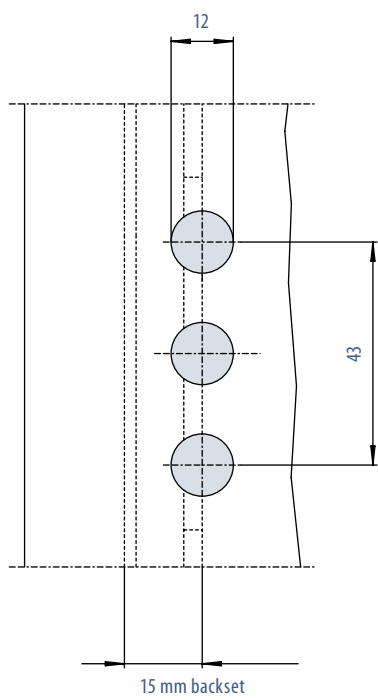
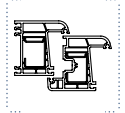
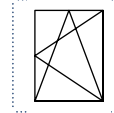
CHAPTER | 4
PROFILE-RELATED COMPONENTS

CHAPTER | 5
INSTALLATION INSTRUCTIONS

CHAPTER | 6
IMPORTANT DETAILS

INSTALLATION
INSTRUCTIONS

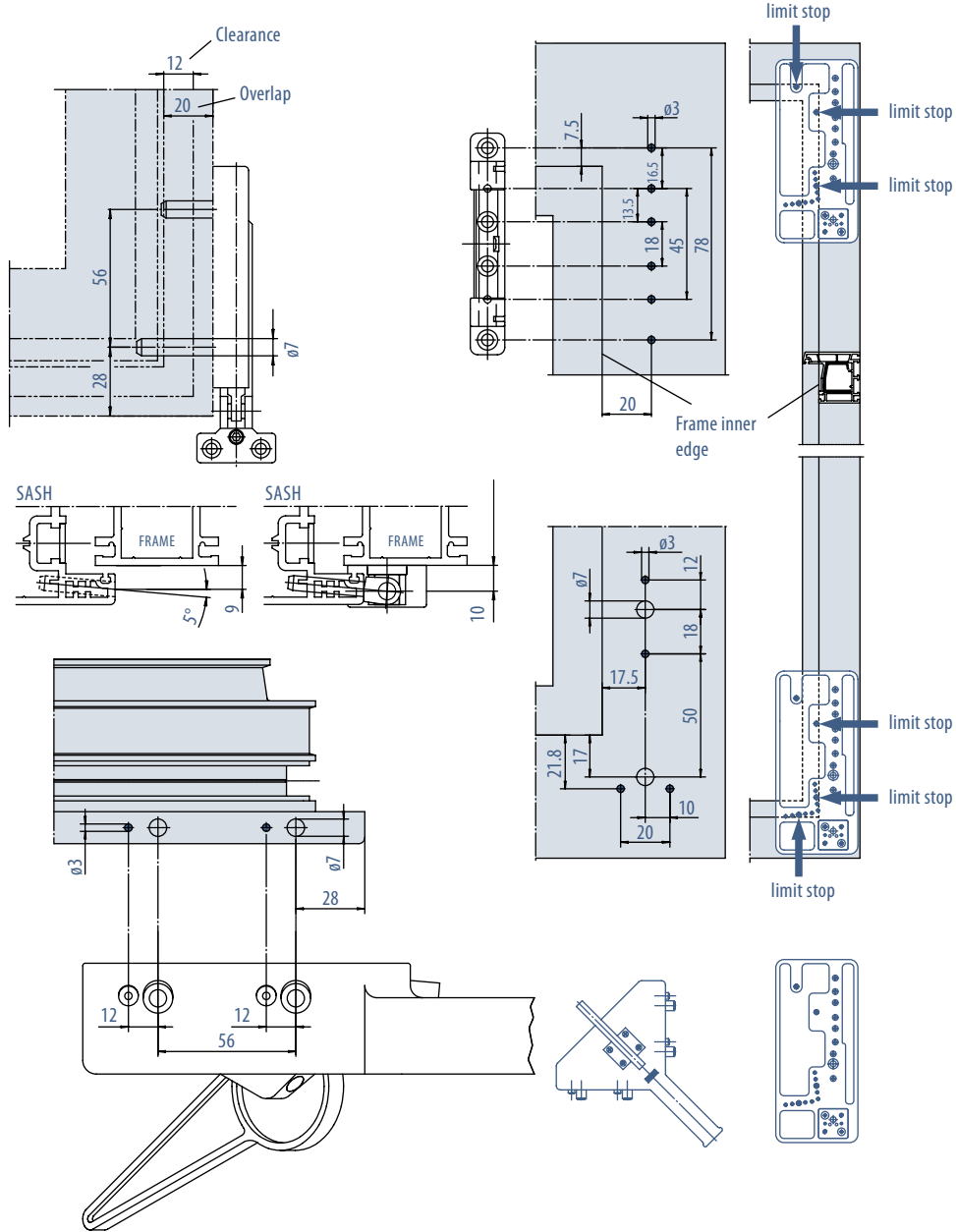
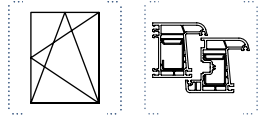
ROUTING FOR GEARS - 15 MM BACKSET (PVCU)



INSTALLATION
INSTRUCTIONS

DRILLING TEMPLATE - TOP HINGE BEARING AND
BOTTOM HINGE 3DV-130 KG

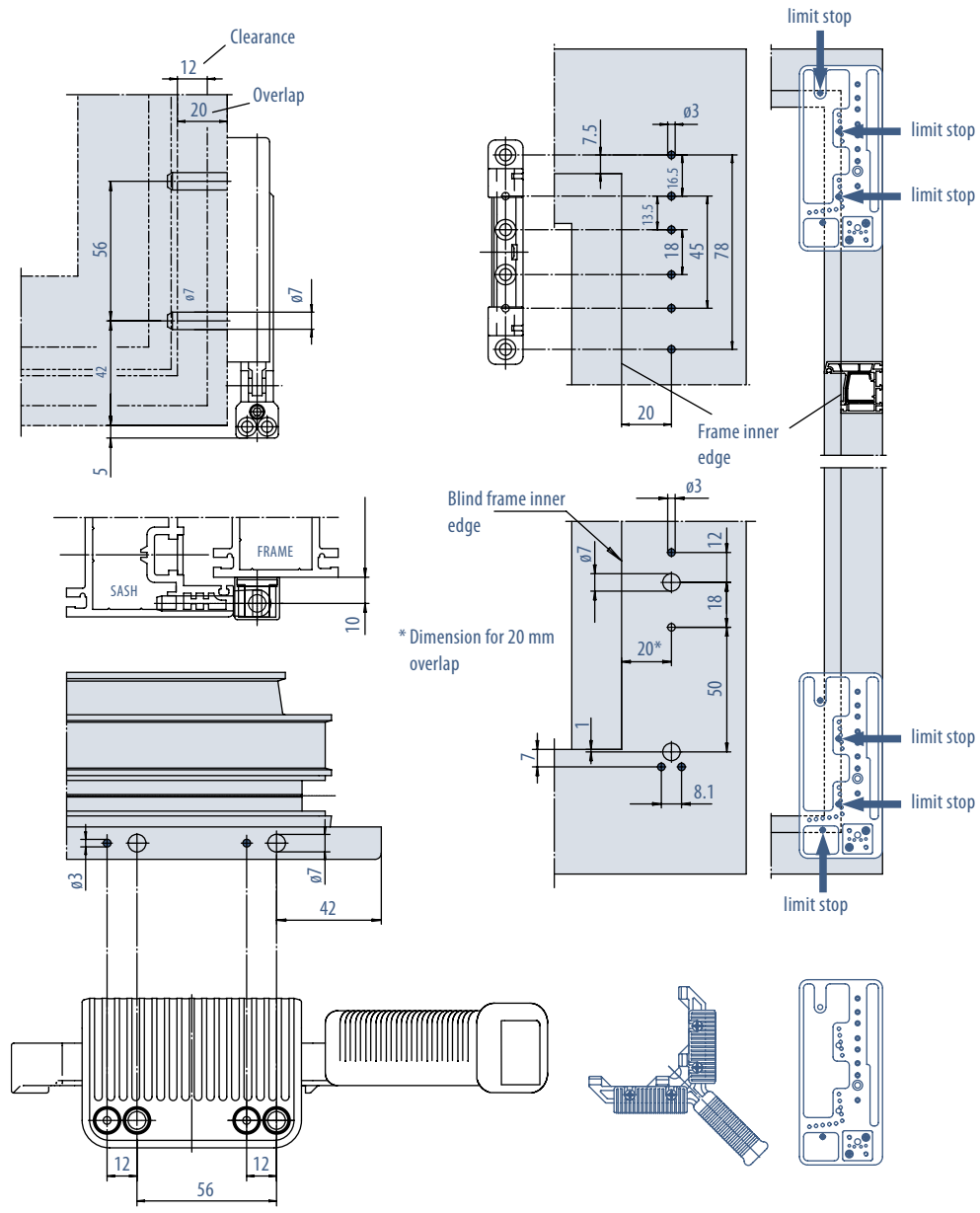
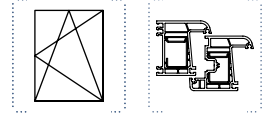
Clearance 12 mm | Overlap 20 mm | Axis 9/13 mm



| Drilling jigs | Article No. |
|-----------------------------|-------------|
| for top hinge bearing | DXSZ13278 |
| for bottom hinge frame part | DXL3DV130R |
| for bottom hinge sash part | DXL3DVF |
| Drilling jig for frames | LD12727 |
| Drilling jig for sashes | LD12387 |

DRILLING TEMPLATE - TOP HINGE BEARING AND BOTTOM HINGE 3DV-100 KG | 14MM HIGHER POSITION

Clearance 12 mm | Overlap 20 mm | Axis 9/13 mm



CHAPTER | 1
COMPANY

CHAPTER | 2
HARDWARE OVERVIEW

CHAPTER | 3
INDIVIDUAL COMPONENTS

CHAPTER | 4
PROFILE-RELATED COMPONENTS

CHAPTER | 5
INSTALLATION INSTRUCTIONS

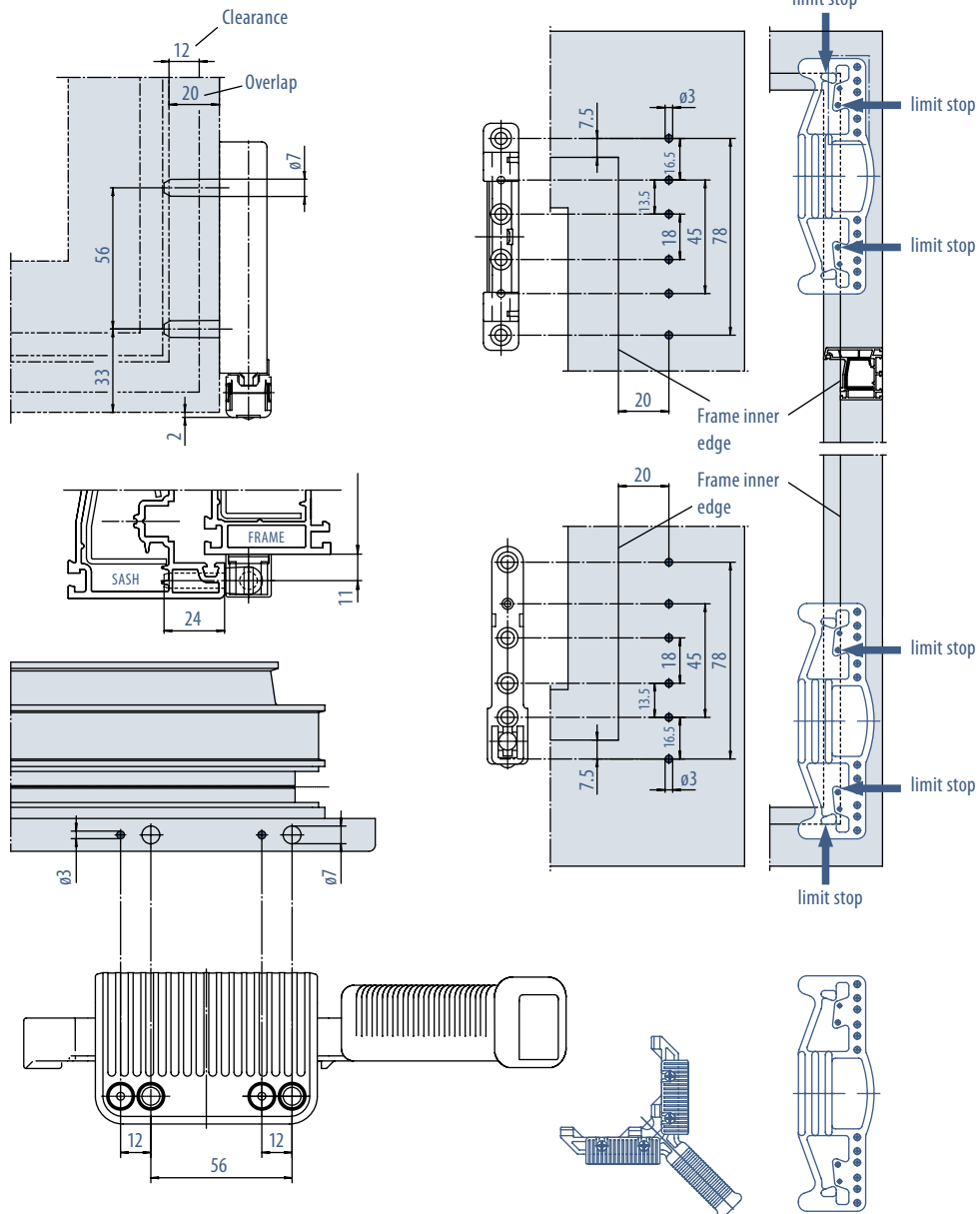
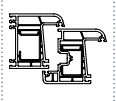
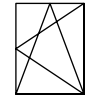
CHAPTER | 6
IMPORTANT DETAILS

| Drilling jigs | Article No. |
|----------------------------------|-------------|
| for top hinge bearing | DXSZ13278 |
| for bottom hinge frame part | DXL3DV100R |
| for bottom hinge sash part | DXL3DVFN |
| Drilling jig for frames | LD825 |
| Drilling jig for sashes 12/20-9 | LD803 |
| Drilling jig for sashes 12/20-13 | LD804 |

INSTALLATION
INSTRUCTIONS

DRILLING TEMPLATE - TOP HINGE BEARING AND
BOTTOM HINGE 2DV-80KG RIGHT-ANGLED EDGES

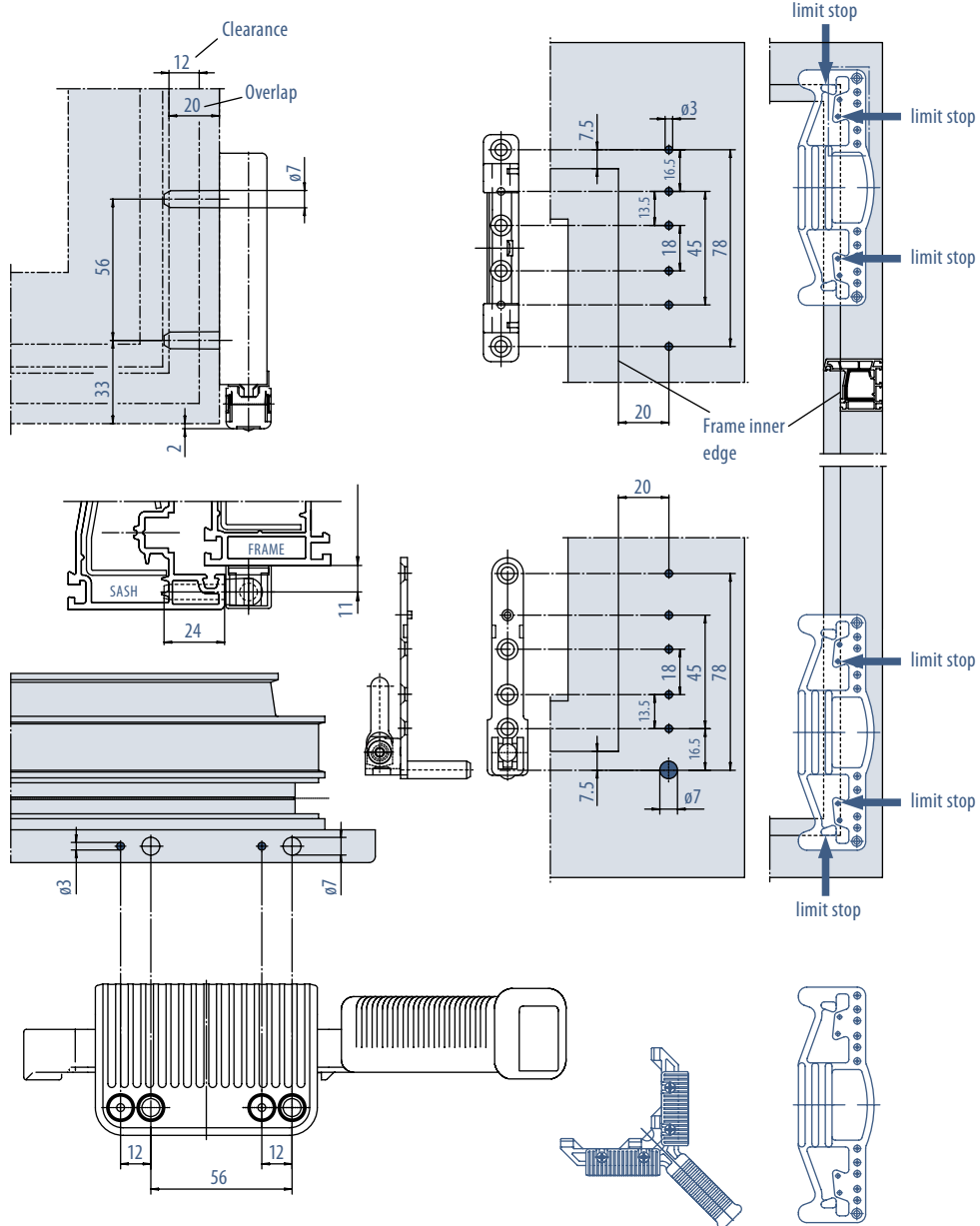
Clearance 12 mm | Overlap 20 mm | Axis 9/13 mm



| Drilling jigs | Article No. |
|----------------------------------|-------------|
| for top hinge bearing | DXSZ13278 |
| for bottom hinge frame part | DXL2DV100R |
| for bottom hinge sash part | DXL3DVFN |
| Drilling jig for frames | LD796 |
| Drilling jig for sashes 12/20-9 | LD805 |
| Drilling jig for sashes 12/20-13 | LD806 |

DRILLING TEMPLATE - TOP HINGE BEARING AND BOTTOM HINGE 2DV-100KG RIGHT-ANGLED EDGES

Clearance 12 mm | Overlap 20 mm | Axis 9/13 mm



CHAPTER | 1
COMPANY

CHAPTER | 2
HARDWARE OVERVIEW

CHAPTER | 3
INDIVIDUAL COMPONENTS

CHAPTER | 4
PROFILE-RELATED COMPONENTS

CHAPTER | 5
INSTALLATION INSTRUCTIONS

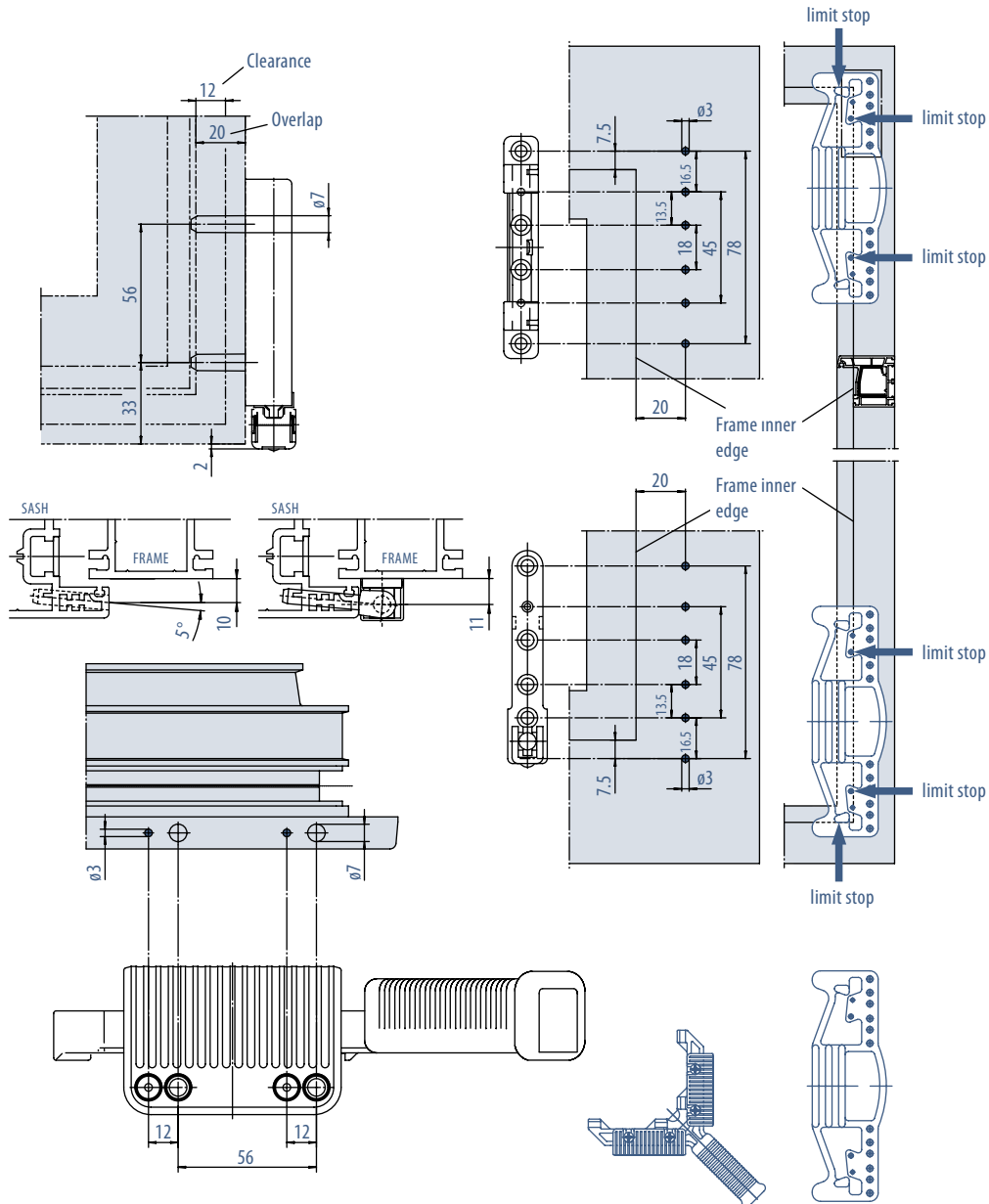
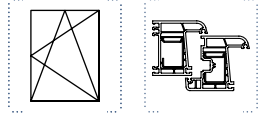
CHAPTER | 6
IMPORTANT DETAILS

| Drilling jigs | Article No. |
|----------------------------------|-------------|
| for top hinge bearing | DXSZ13278 |
| for bottom hinge frame part | DL322RS |
| for bottom hinge sash part | DXL3DVFN |
| Drilling jig for frames | LD789 |
| Drilling jig for sashes 12/20-9 | LD805 |
| Drilling jig for sashes 12/20-13 | LD806 |

INSTALLATION
INSTRUCTIONS

DRILLING TEMPLATE - TOP HINGE BEARING AND
BOTTOM HINGE 2DV-80 KG | CHAMFERED EDGES

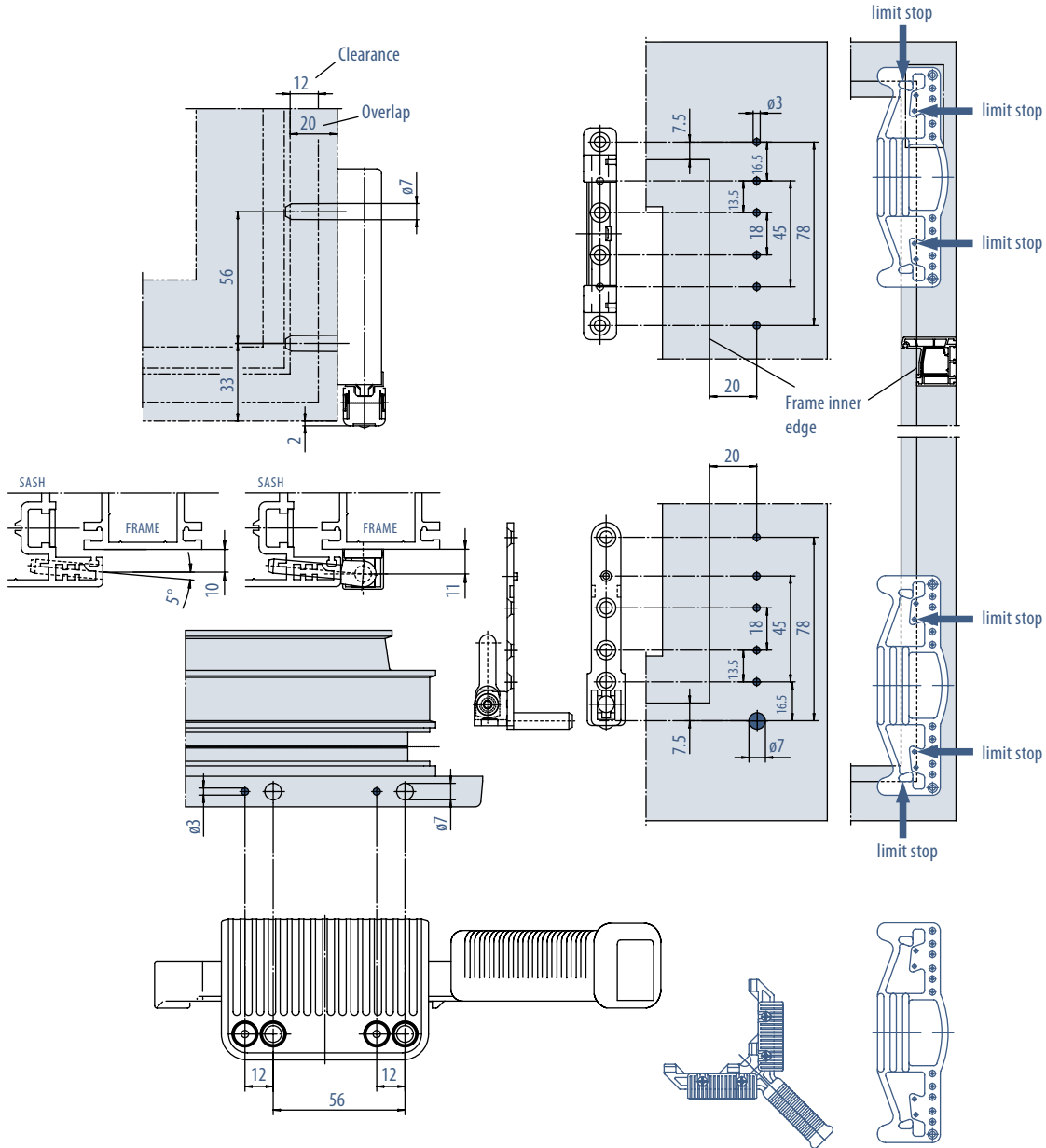
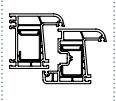
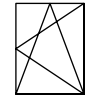
Clearance 12 mm | Overlap 20 mm | Axis 9/13 mm



| Drilling jigs | Article No. |
|----------------------------------|-------------|
| for top hinge bearing | DXSZ13278 |
| for bottom hinge frame part | DXL2DV100R |
| for bottom hinge sash part | DXL3DVFN |
| Drilling jig for frames | LD796 |
| Drilling jig for sashes 12/20-9 | LD819 |
| Drilling jig for sashes 12/20-13 | LD820 |

Drilling template - top hinge bearing and bottom hinge 2DV-100 kg | chamfered edges

Clearance 12 mm | Overlap 20 mm | Axis 9/13 mm



CHAPTER | 1
COMPANY

CHAPTER | 2
HARDWARE OVERVIEW

CHAPTER | 3
INDIVIDUAL COMPONENTS

CHAPTER | 4
PROFILE-RELATED COMPONENTS

CHAPTER | 5
INSTALLATION INSTRUCTIONS

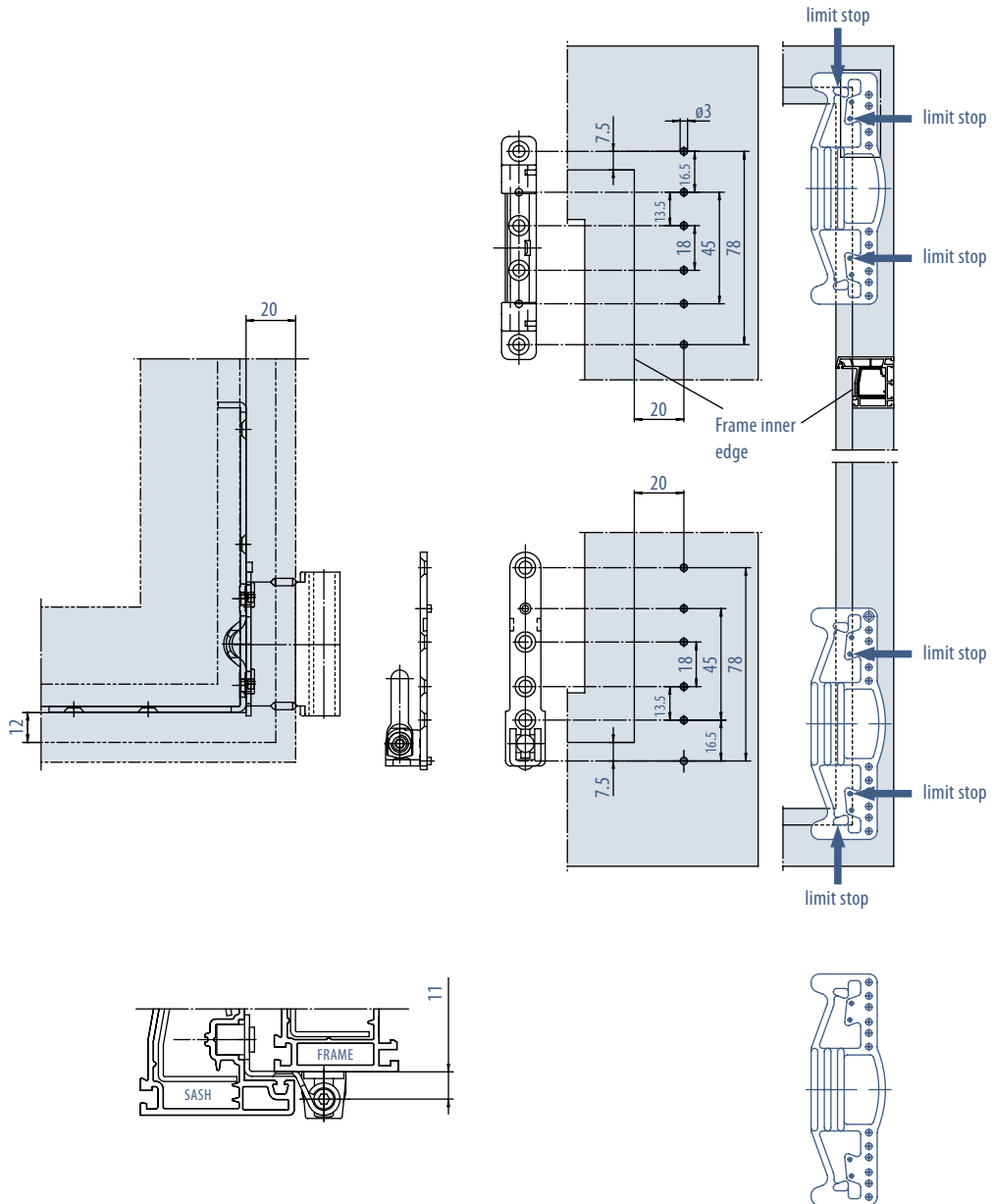
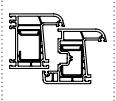
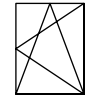
CHAPTER | 6
IMPORTANT DETAILS

| Drilling jigs | Article No. |
|----------------------------------|-------------|
| for top hinge bearing | DXSZ13278 |
| for bottom hinge frame part | DL322RS |
| for bottom hinge sash part | DXL3DVFN |
| Drilling jig for frames | LD789 |
| Drilling jig for sashes 12/20-9 | LD819 |
| Drilling jig for sashes 12/20-13 | LD820 |

INSTALLATION
INSTRUCTIONS

DRILLING TEMPLATE - TOP HINGE BEARING AND
REBATE FITTED HINGE 3DV-80 KG

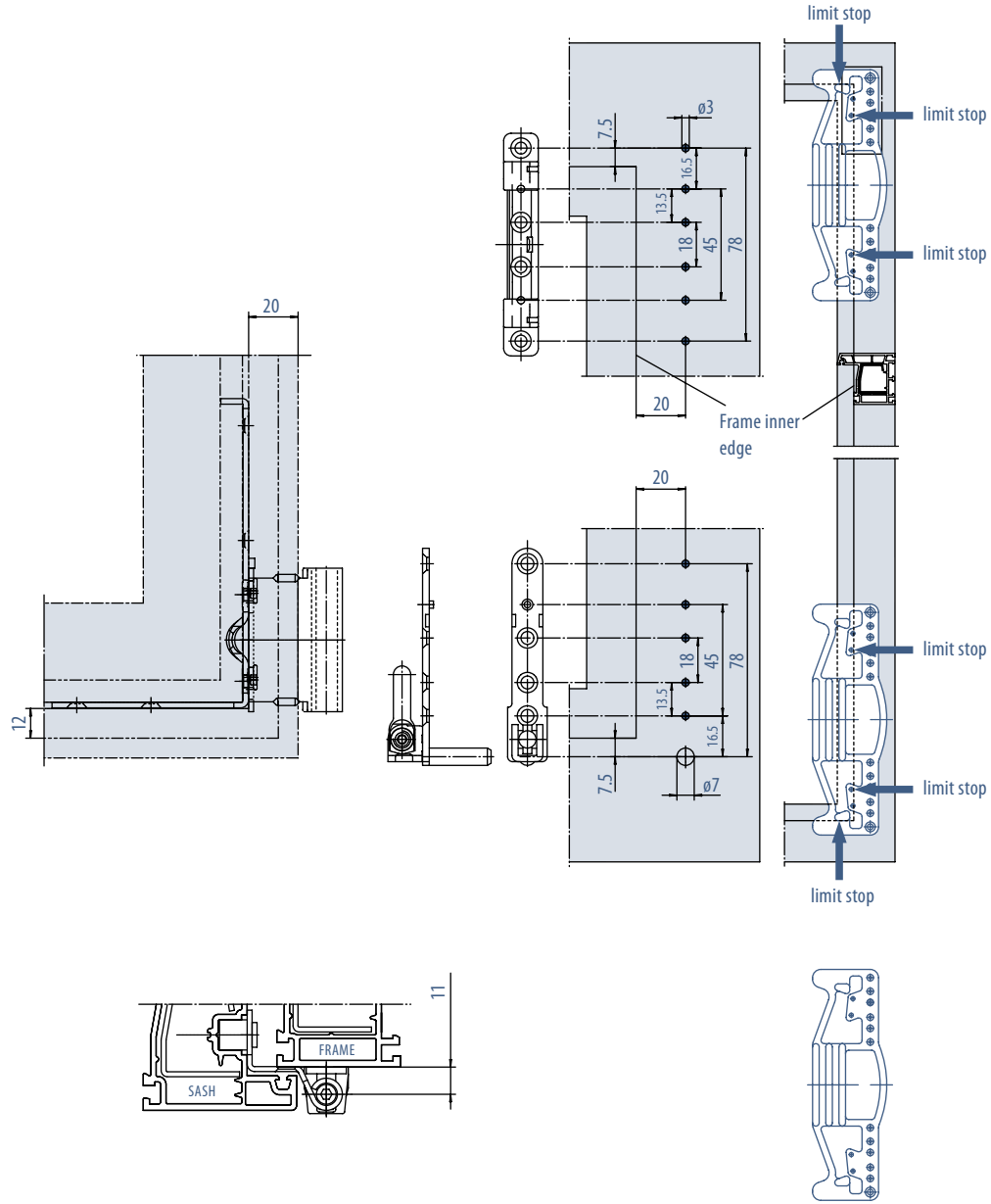
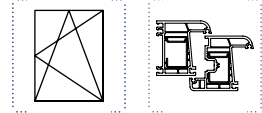
Clearance 12 mm | Overlap 20 mm | Axis 9/13 mm



| Drilling jigs | Article No. |
|-------------------------------------|-------------|
| for top hinge bearing | DXSZ13278 |
| for bottom hinge frame part | DXL2DV100R |
| for bottom hinge sash part 12/20-9 | DL309RS(LS) |
| for bottom hinge sash part 12/20-13 | DL310RS(LS) |
| Drilling jig for frames | LD796 |

DRILLING TEMPLATE - TOP HINGE BEARING AND REBATE FITTED HINGE 3DV-100KG

Clearance 12 mm | Overlap 20 mm | Axis 9/13 mm



CHAPTER | 1
COMPANY

CHAPTER | 2
HARDWARE OVERVIEW

CHAPTER | 3
INDIVIDUAL COMPONENTS

CHAPTER | 4
PROFILE-RELATED COMPONENTS

CHAPTER | 5
INSTALLATION INSTRUCTIONS

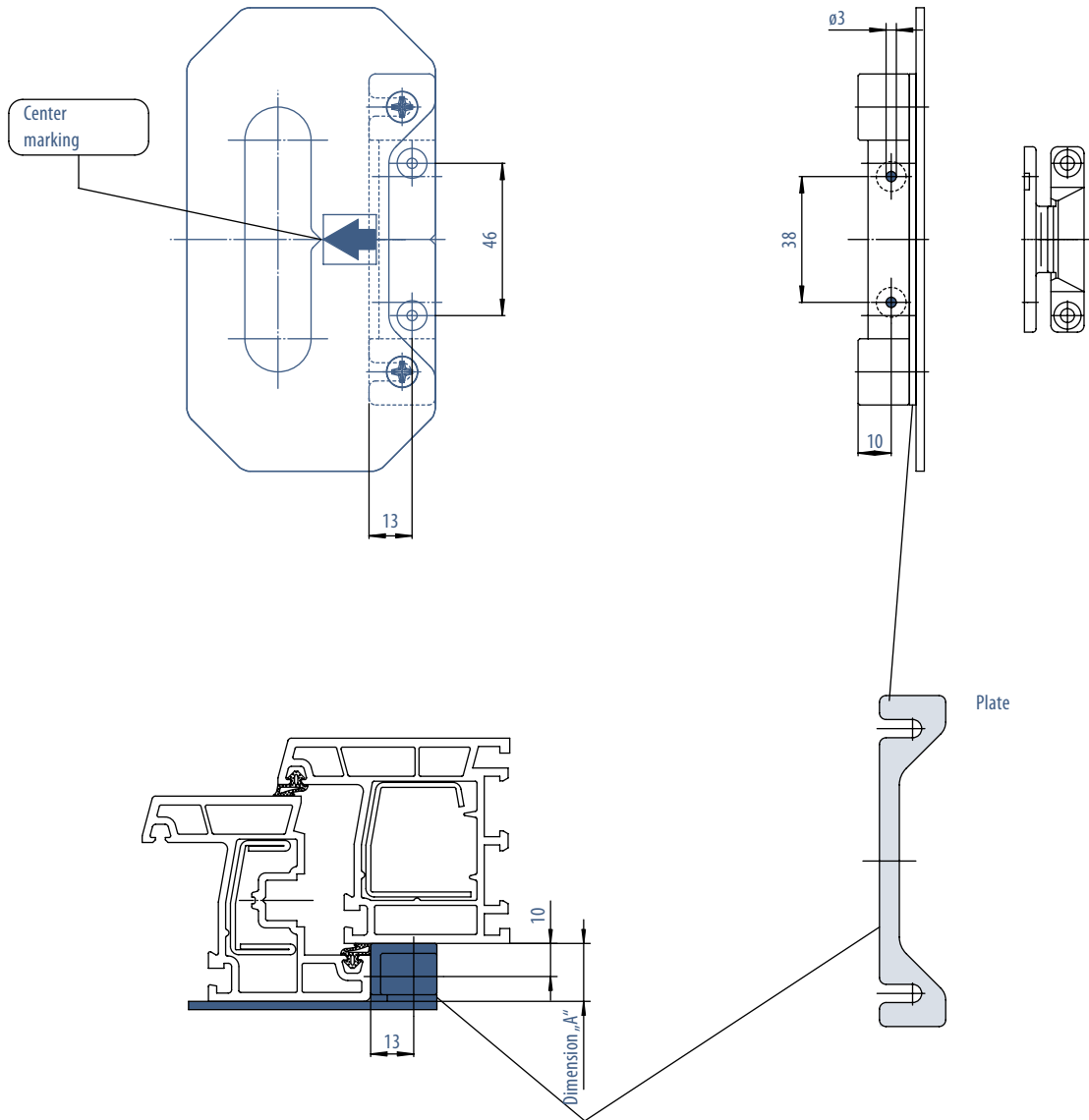
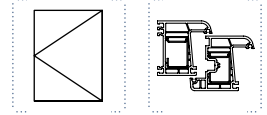
CHAPTER | 6
IMPORTANT DETAILS

| Drilling jigs | Article No. |
|-------------------------------------|-------------|
| for top hinge bearing | DXSZ13278 |
| for bottom hinge frame part | DL322RS |
| for bottom hinge sash part 12/20-9 | DL309RS(LS) |
| for bottom hinge sash part 12/20-13 | DL310RS(LS) |
| Drilling jig for frames | LD789 |

INSTALLATION
INSTRUCTIONS

DRILLING TEMPLATE AND INSTALLATION
INSTRUCTION - SIDE HUNG CENTER HINGE

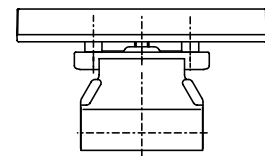
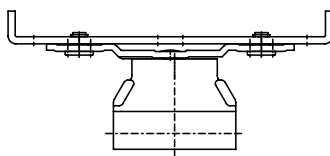
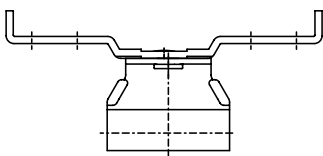
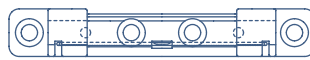
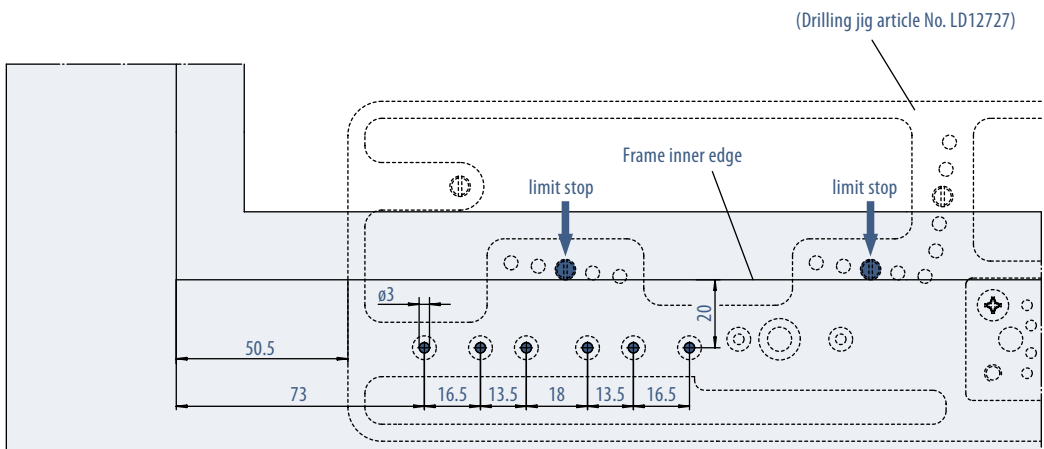
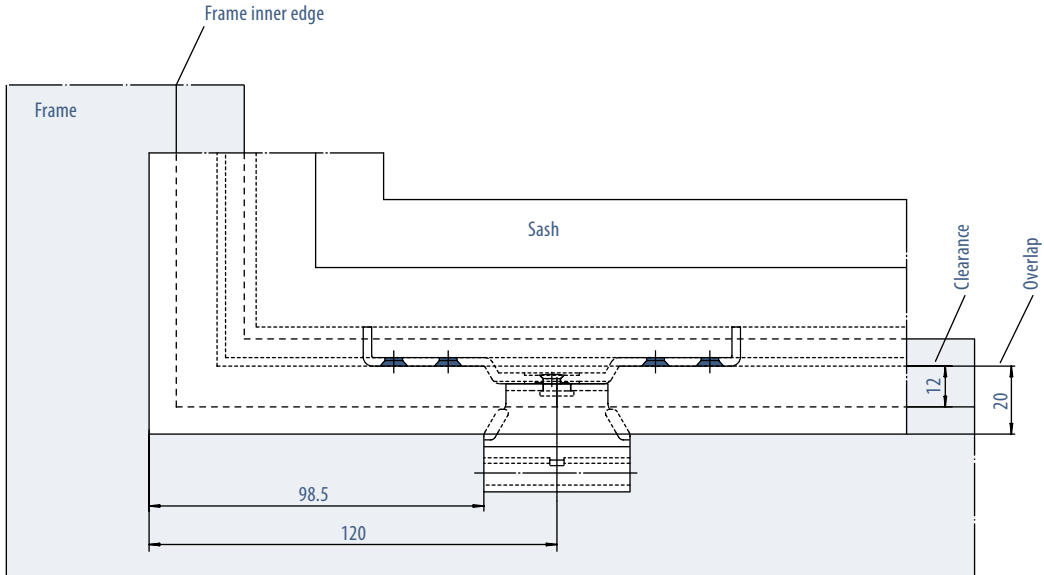
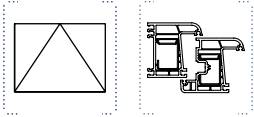
Article No. DD11693S



ADJUSTMENT OF THE DRILLING JIG (ARTICLE NO. LD763) BY INSTALLING THE PLATES ACCORDING TO CHART

| Dimension „A“ | Plate thickness 1 mm | Plate thickness 2 mm | Plate thickness 2,5 mm | Plate thickness 3 mm |
|------------------------|----------------------|----------------------|------------------------|----------------------|
| Overlap height 21,5 mm | 1 | 1 | – | 1 |
| Overlap height 21,0 mm | – | – | 1 | 1 |
| Overlap height 20,5 mm | – | 1 | – | 1 |
| Overlap height 19,5 mm | 1 | – | – | 1 |
| Overlap height 17,5 mm | – | 1 | – | – |
| Overlap height 16,5 mm | 1 | – | – | – |
| Overlap height 15,5 mm | – | – | – | – |

DRILLING TEMPLATE FOR TILT-ONLY WINDOWS



CHAPTER | 1
COMPANY

CHAPTER | 2
HARDWARE OVERVIEW

CHAPTER | 3
INDIVIDUAL COMPONENTS

CHAPTER | 4
PROFILE-RELATED COMPONENTS

CHAPTER | 5
INSTALLATION INSTRUCTIONS

CHAPTER | 6
IMPORTANT DETAILS

| |
|------------------------|
| Hinge for tilt windows |
| Article No. DXD293 |
| Article No. DXD294 |

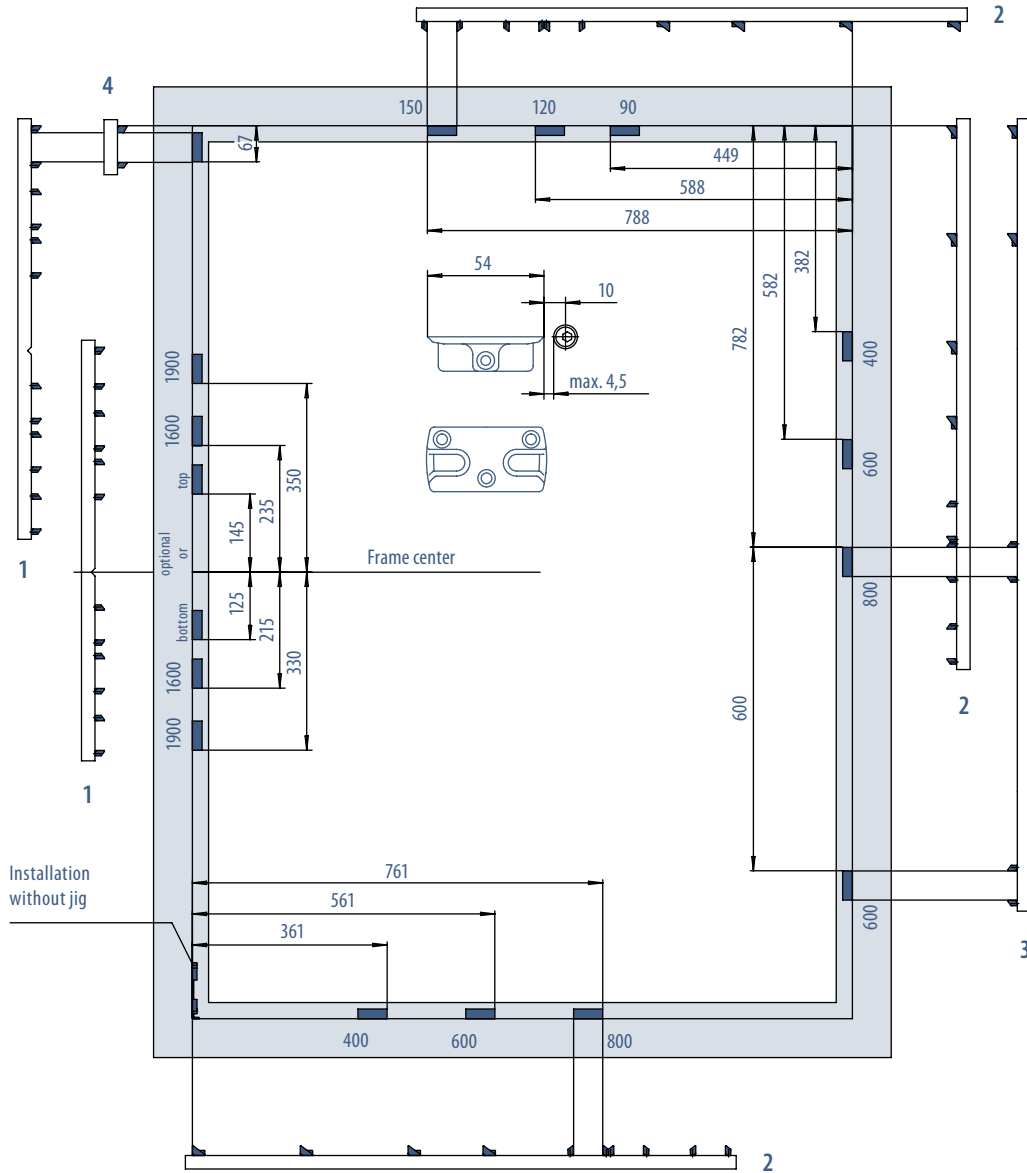
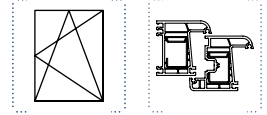
| |
|------------------------|
| Side hung hinge |
| Article No. DXDAR77293 |
| Article No. DXDAR77294 |

| |
|---------------------------------------|
| Rebate fitted turn or tilt-only hinge |
| Article No. DXD828 |
| Article No. DXD829 |

INSTALLATION
INSTRUCTIONS

STRIKER POSITIONS DK2001M
? VARIABLE HANDLE HEIGHT

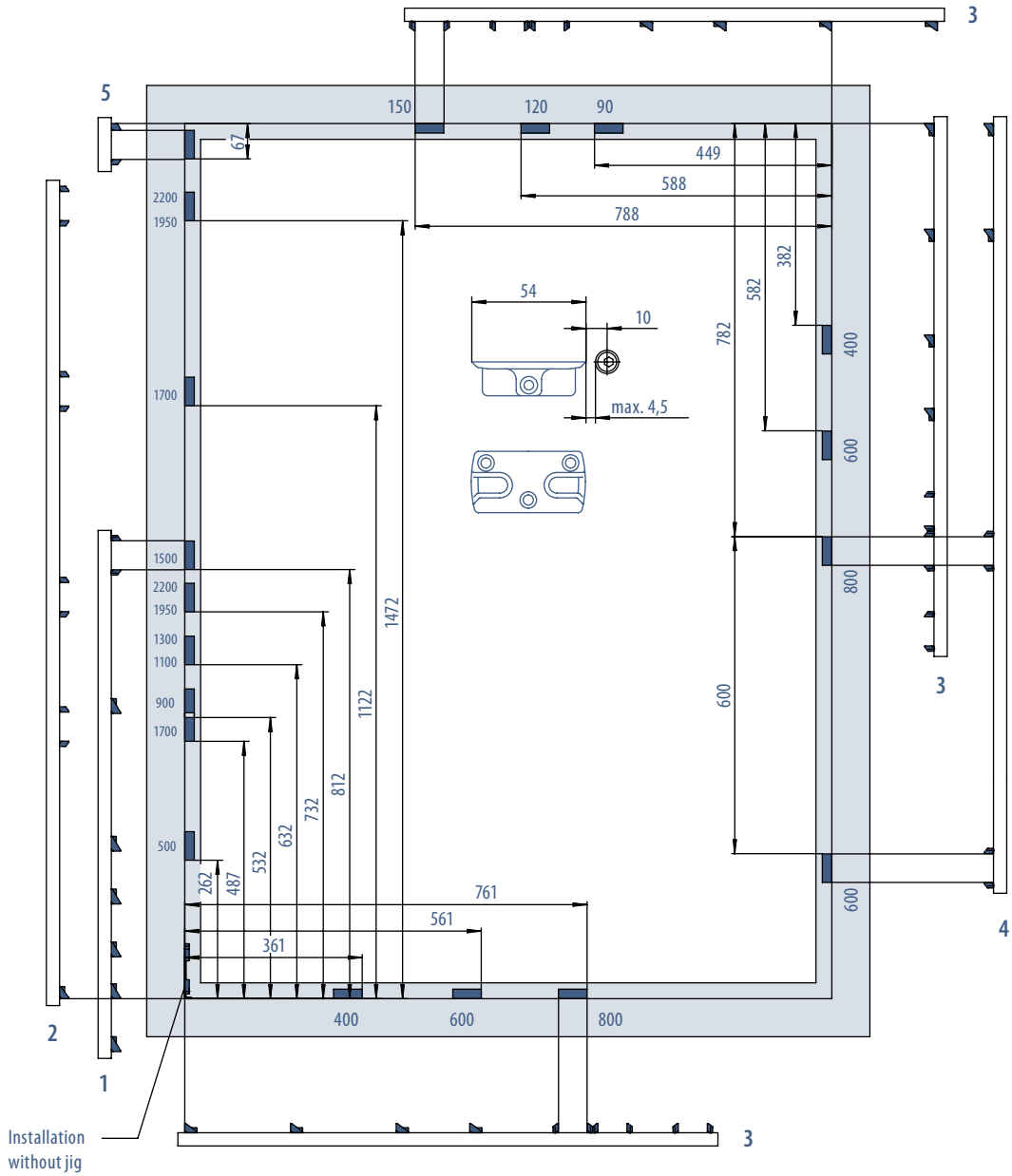
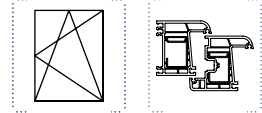
Clearance 12 mm | Overlap 20 mm | Axis 9/13 mm



| Jigs | Article No. |
|---|-------------|
| 1 for variable handle height gears (and corner drive) | LDZ056 |
| 2 for stays and side and bottom bolts | LDZ053 |
| 3 for side and additional bolts (doors) | LDZ052 |
| 4 for corner drive | LDZ051 |

**STRIKER POSITIONS DK2001M
? FIXED HANDLE HEIGHT**

Clearance 12 mm | Overlap 20 mm | Axis 9/13 mm



CHAPTER | 1
COMPANY

CHAPTER | 2
HARDWARE OVERVIEW

CHAPTER | 3
INDIVIDUAL COMPONENTS

CHAPTER | 4
PROFILE-RELATED COMPONENTS

CHAPTER | 5
INSTALLATION INSTRUCTIONS

CHAPTER | 6
IMPORTANT DETAILS

| Jigs | Article No. |
|--|-------------|
| 1 for fixed handle height gears (and corner drive) | LDZ055 |
| 2 for fixed handle height gears for doors (and corner drive) | LDZ054 |
| 3 for stays and side and bottom bolts | LDZ053 |
| 4 for side and additional bolts (doors) | LDZ052 |
| 5 for corner drive | LDZ051 |

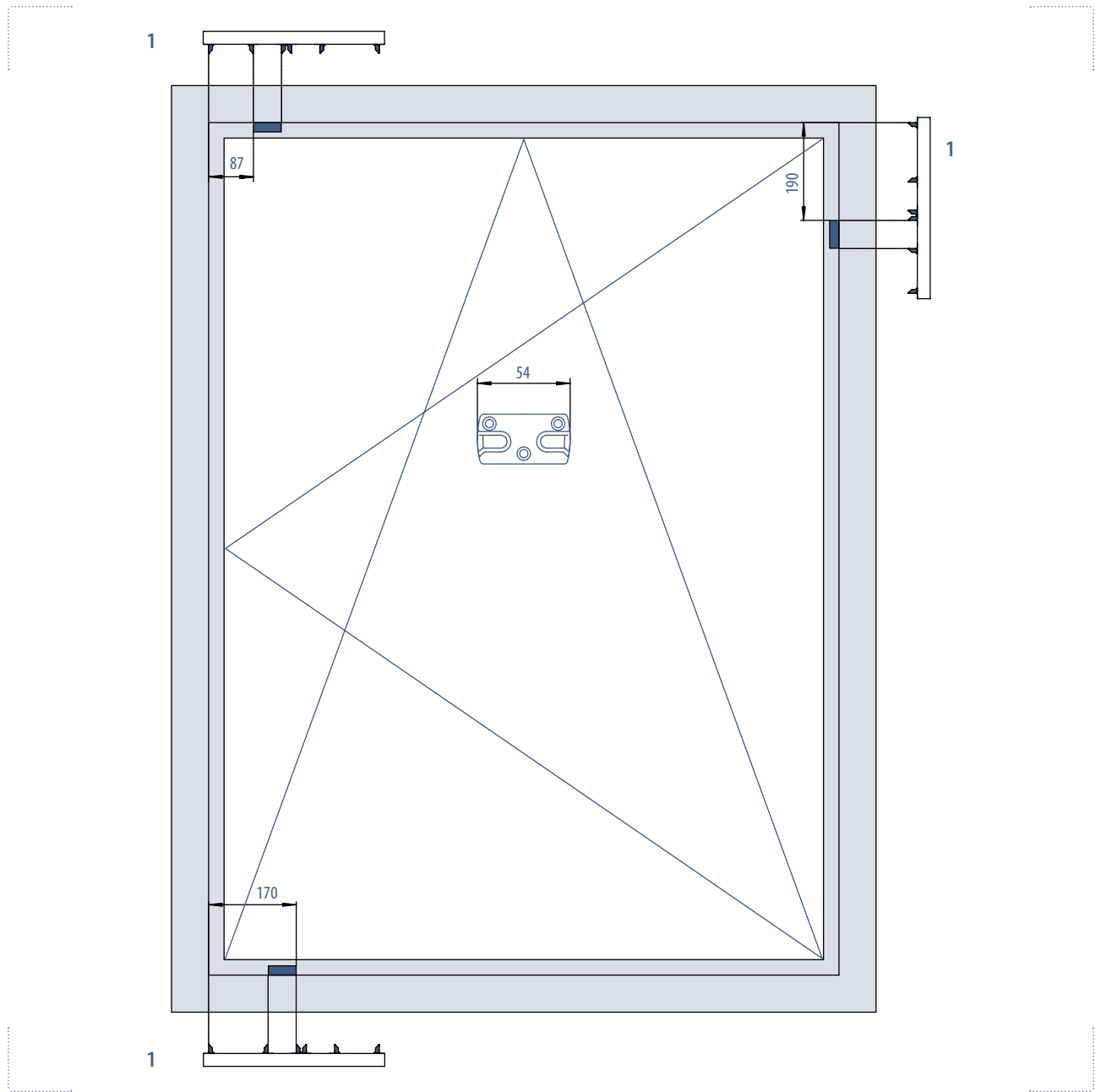
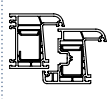
INSTALLATION
INSTRUCTIONS

STRIKER POSITIONS DK2001M
? BASIC SECURITY

Clearance 12 mm | Overlap 20 mm

Axis 9/13 mm

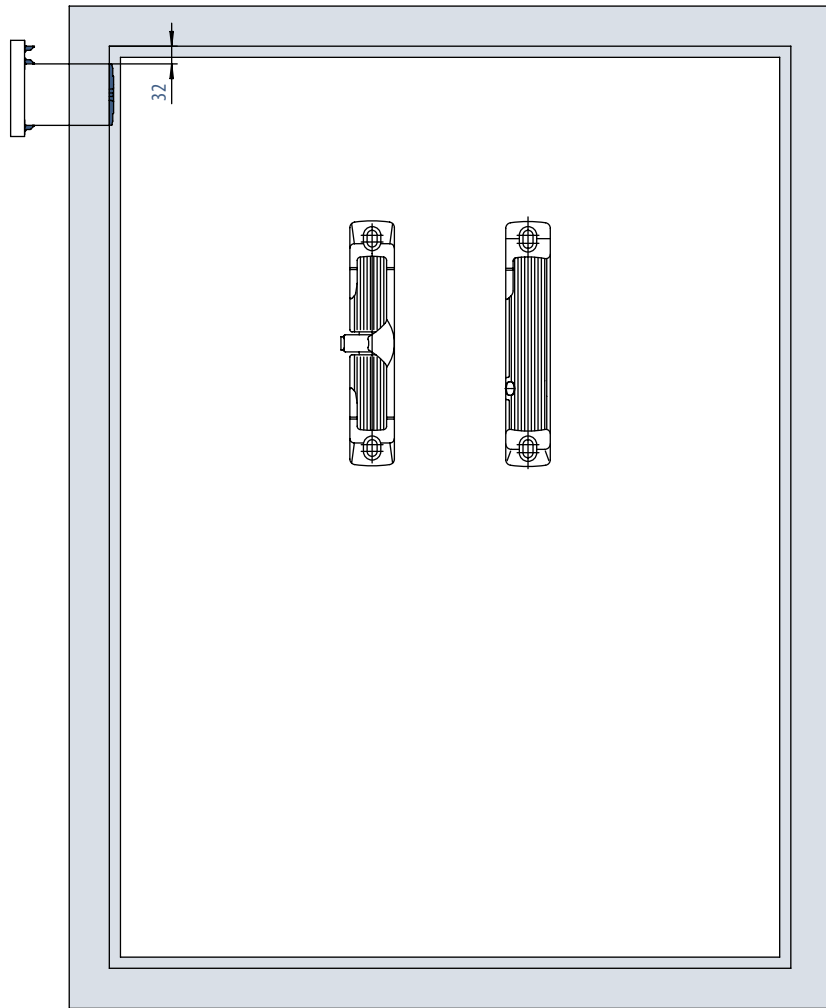
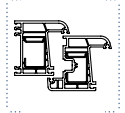
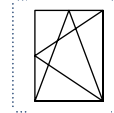
Basic Security



| Jigs | Article No. |
|-----------------------|-------------|
| 1 for mushroom plates | LD100 |

**STRIKER POSITIONS DK2001M
? NIGHT VENT**

Clearance 12 mm | Overlap 20 mm | Axis 9/13 mm



CHAPTER | 1
COMPANY

CHAPTER | 2
HARDWARE OVERVIEW

CHAPTER | 3
INDIVIDUAL COMPONENTS

CHAPTER | 4
PROFILE-RELATED COMPONENTS

CHAPTER | 5
INSTALLATION INSTRUCTIONS

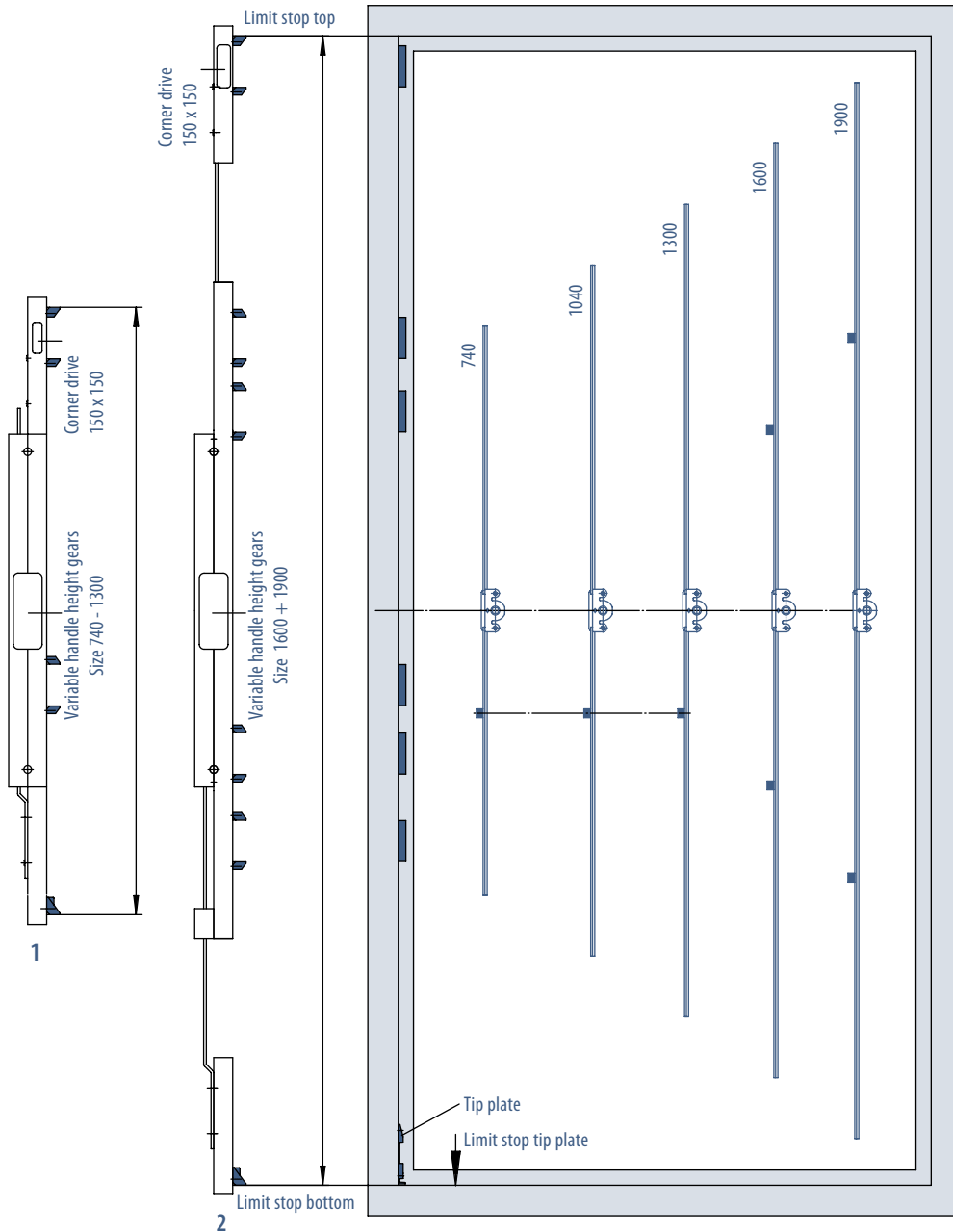
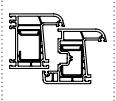
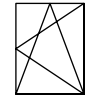
CHAPTER | 6
IMPORTANT DETAILS

| Jig | Article No. |
|-----------------|-------------|
| for night vents | LD824 |

INSTALLATION
INSTRUCTIONS

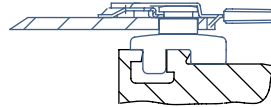
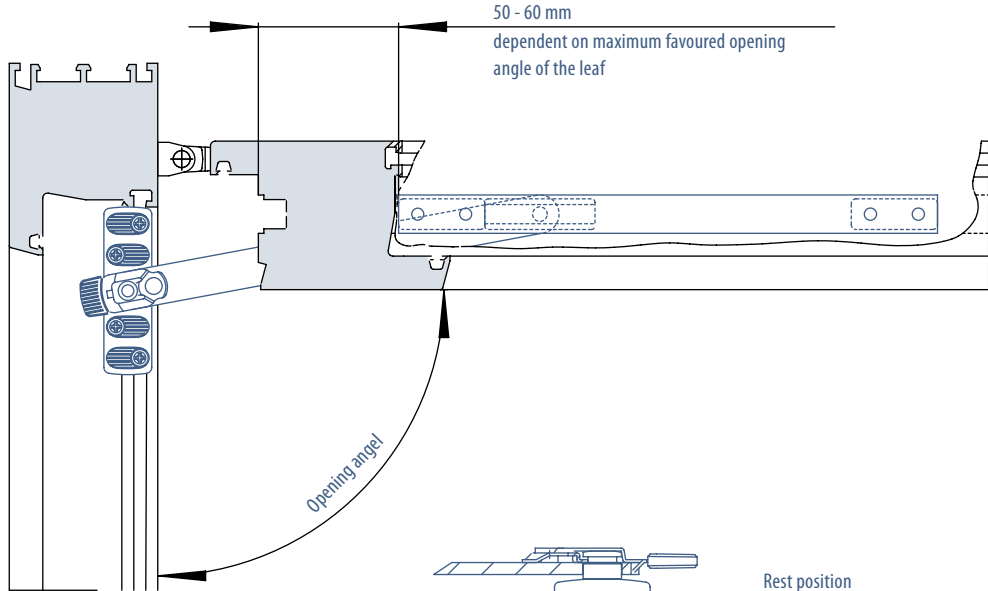
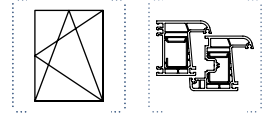
APPLICATION TELESCOPIC JIG STRIKER POSITIONS
DK2001M - VARIABLE HANDLE HEIGHT

Clearance 12 mm | Overlap 20 mm | Axis 9/13 mm

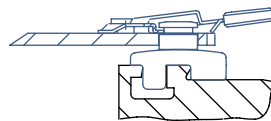


| Jig | Application range | Article No. |
|------------------------|-------------------|-------------|
| 1 for size 740 – 1300 | SRH 800 – 1600 | LD072 |
| 2 for size 1600 – 1900 | SRH 1600 – 1900 | LD073 |

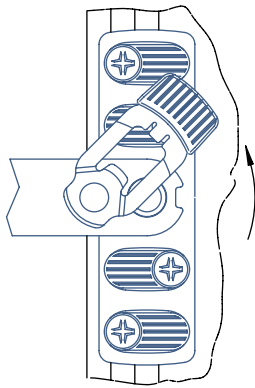
INSTALLATION INSTRUCTIONS
FRICTION STAY NO. 52



Rest position
Security rod secured



1. step: lift holding plate



2. step: turn holding plate
security rod can be hung in or out now

3. step: lift holding plate and turn back to rest position

CHAPTER | 1
COMPANY

CHAPTER | 2
HARDWARE OVERVIEW

CHAPTER | 3
INDIVIDUAL COMPONENTS

CHAPTER | 4
PROFILE-RELATED COMPONENTS

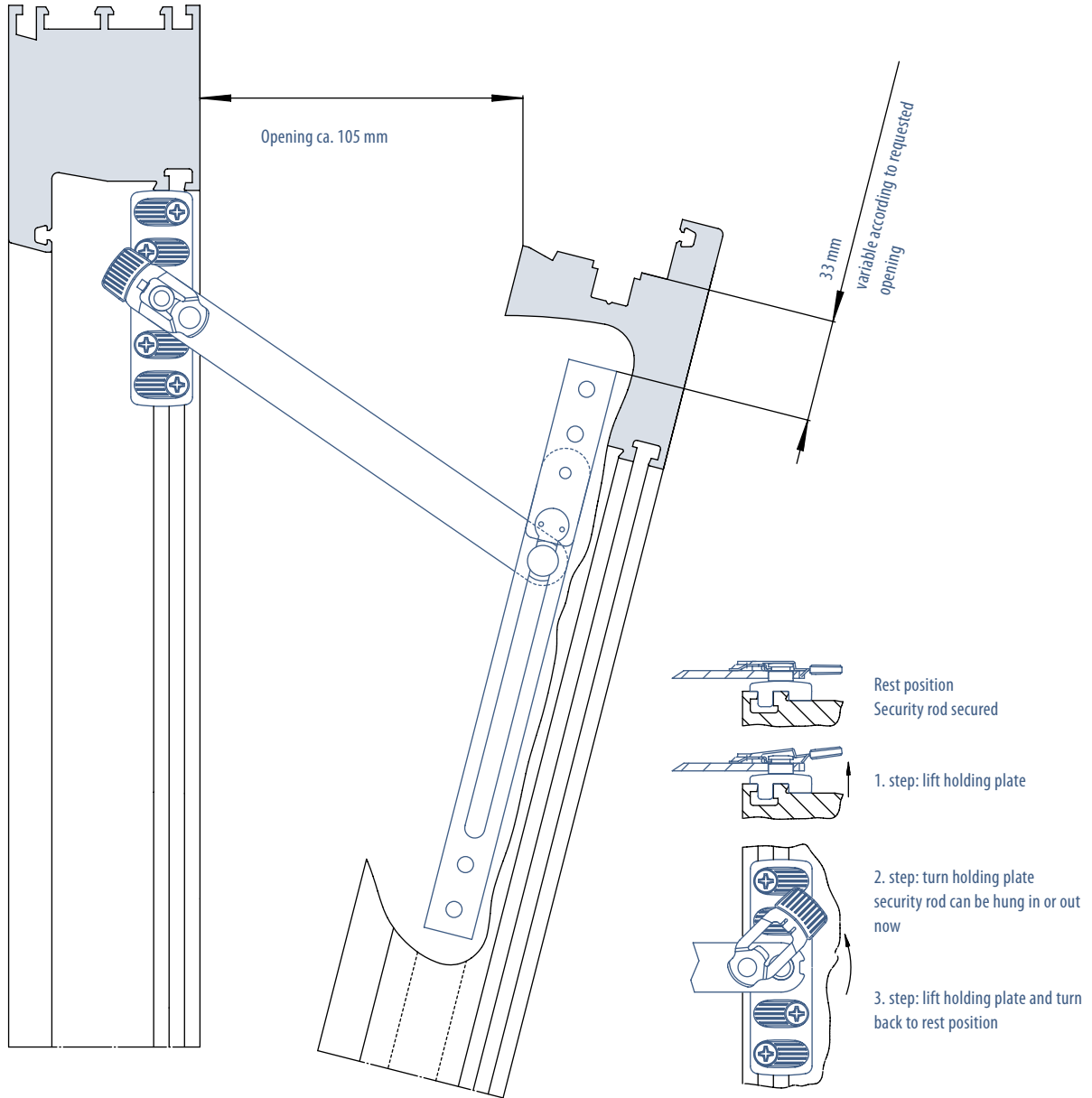
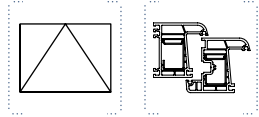
CHAPTER | 5
INSTALLATION INSTRUCTIONS

CHAPTER | 6
IMPORTANT DETAILS

| Size | Article No. |
|------|-------------|
| 1 | DXJB52 |
| 2 | DXJB52L |

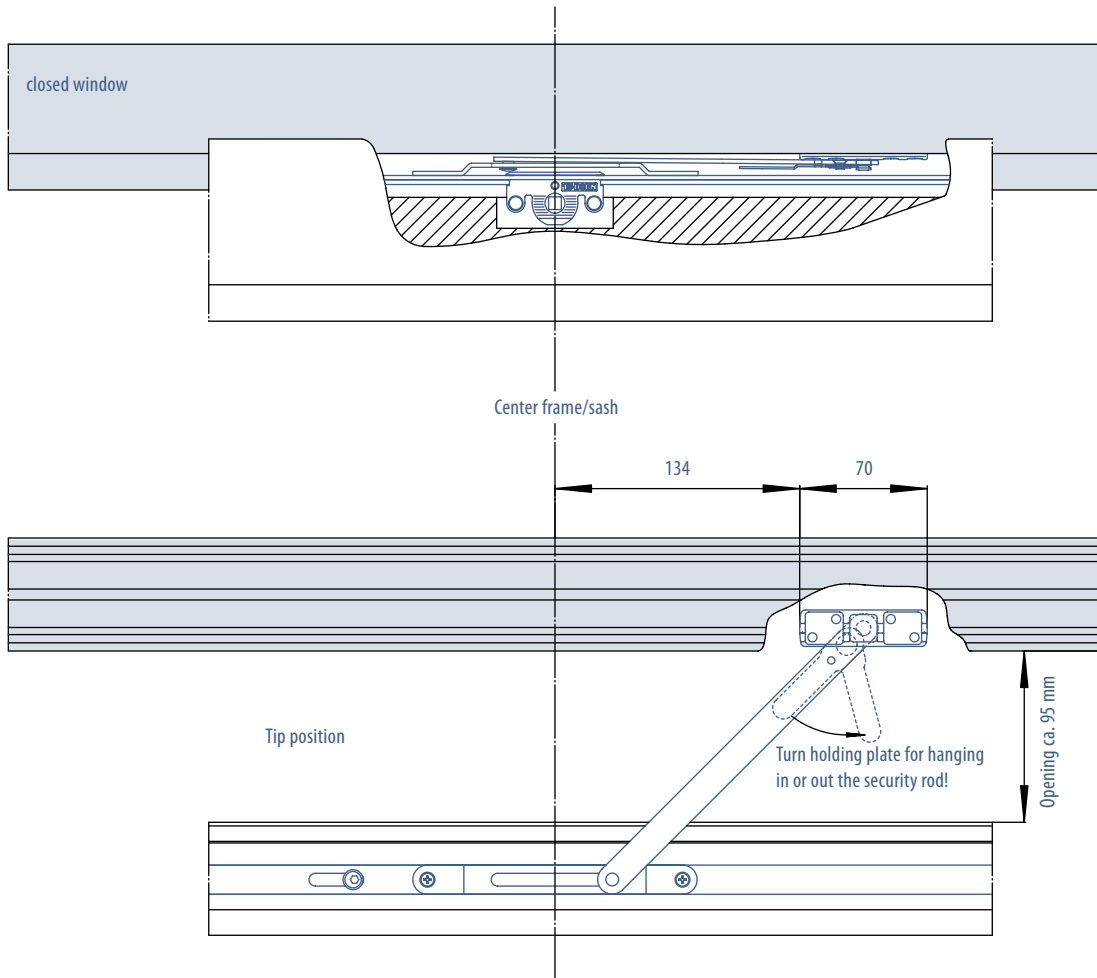
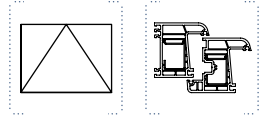
INSTALLATION
INSTRUCTIONS

INSTALLATION INSTRUCTIONS
TIP STAY NO. 61



| Article | Article No. |
|----------|-------------|
| Tip stay | DXJF61E |

INSTALLATION INSTRUCTIONS
TIP STAY NO. 62



CHAPTER | 1
COMPANY

CHAPTER | 2
HARDWARE OVERVIEW

CHAPTER | 3
INDIVIDUAL COMPONENTS

CHAPTER | 4
PROFILE-RELATED COMPONENTS

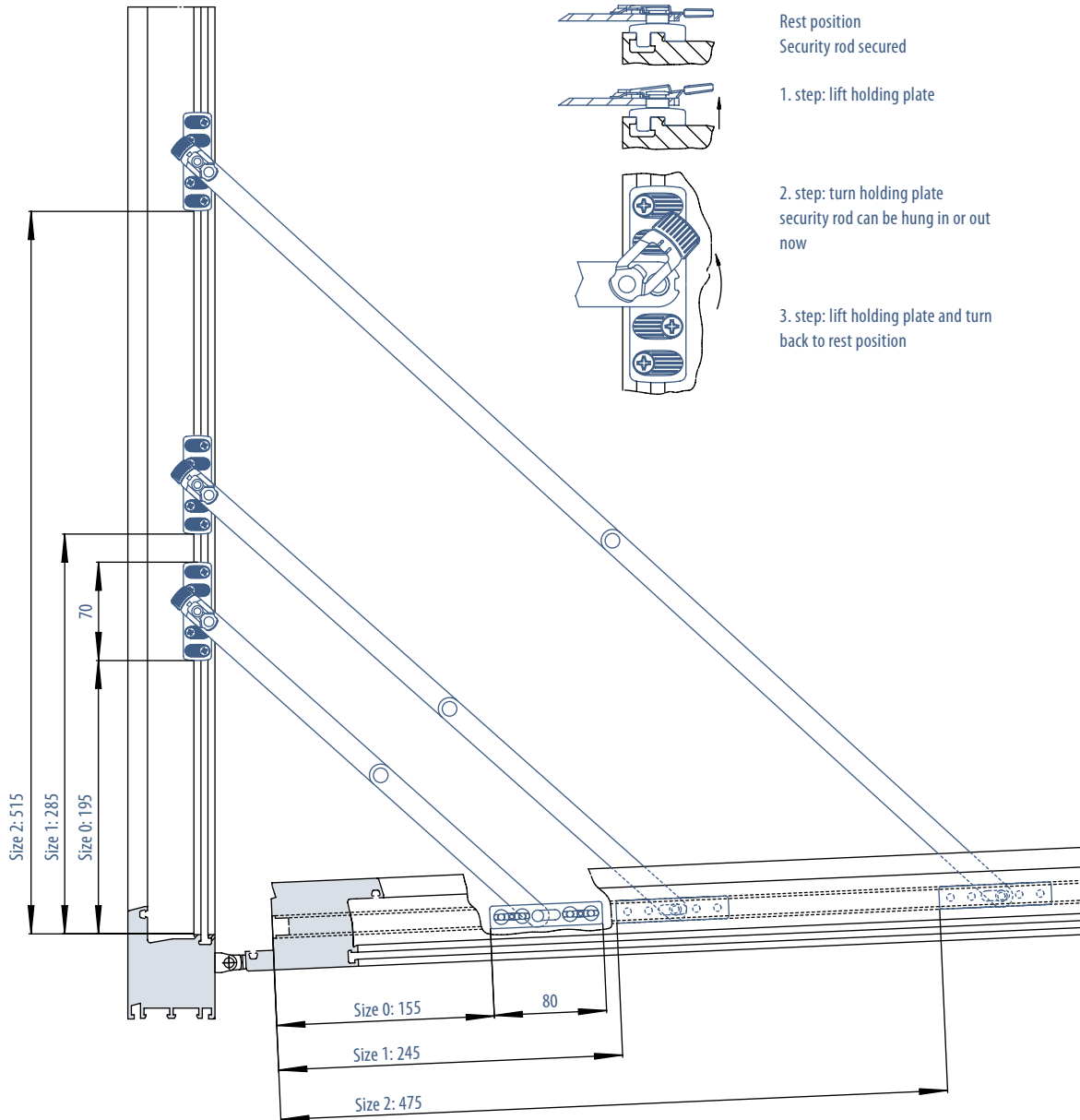
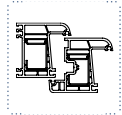
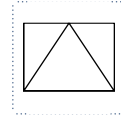
CHAPTER | 5
INSTALLATION INSTRUCTIONS

CHAPTER | 6
IMPORTANT DETAILS

| Article | Article No. |
|----------|-------------|
| Tip stay | DXJ062 |

INSTALLATION
INSTRUCTIONS

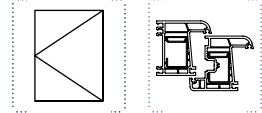
INSTALLATION INSTRUCTIONS
SECURITY STAY NO. 64



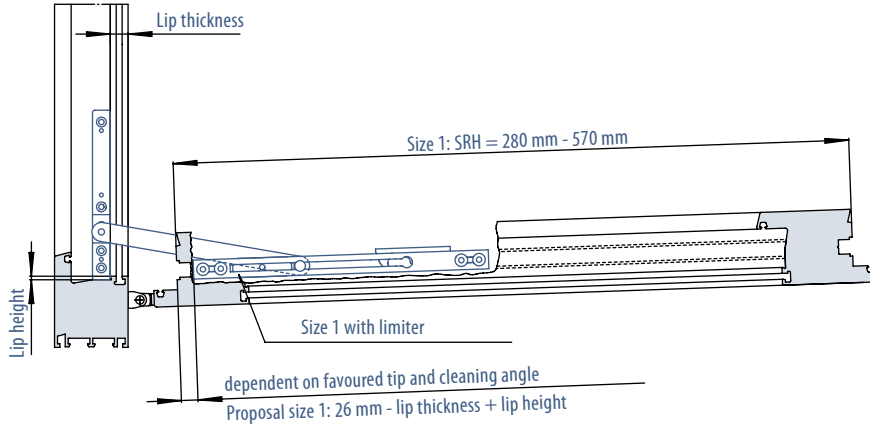
- Rest position
Security rod secured
- 1. step: lift holding plate
- 2. step: turn holding plate
security rod can be hung in or out
now
- 3. step: lift holding plate and turn
back to rest position

| Size | Article No. |
|------|-------------|
| 0 | DXJP6400 |
| 1 | DXJP6401 |
| 2 | DXJP6402 |

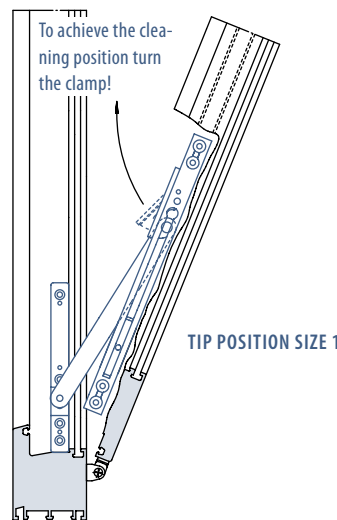
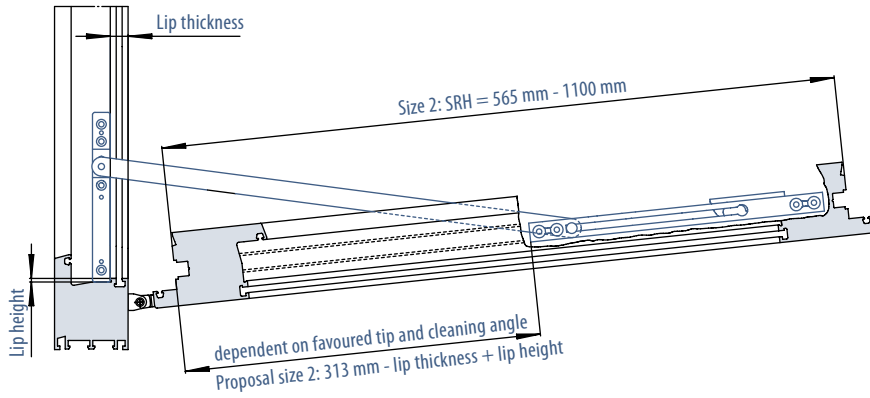
INSTALLATION INSTRUCTIONS
TIP AND CLEANING STAY NO. 70



CLEANING POSITION SIZE 1



CLEANING POSITION SIZE 2



CHAPTER | 1
COMPANY

CHAPTER | 2
HARDWARE OVERVIEW

CHAPTER | 3
INDIVIDUAL COMPONENTS

CHAPTER | 4
PROFILE-RELATED COMPONENTS

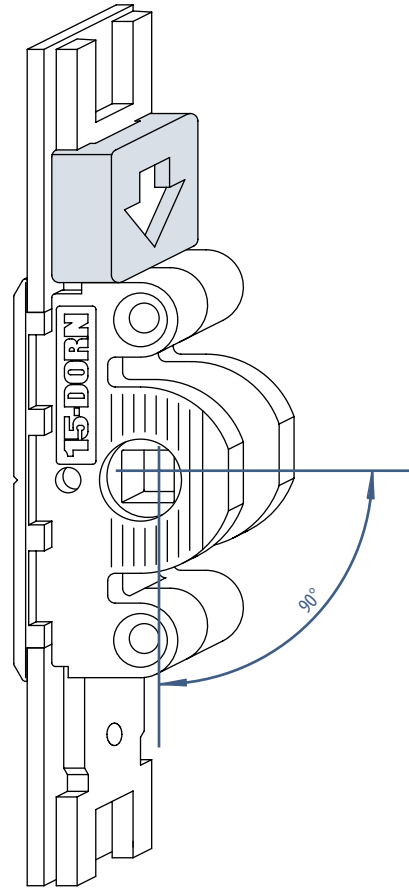
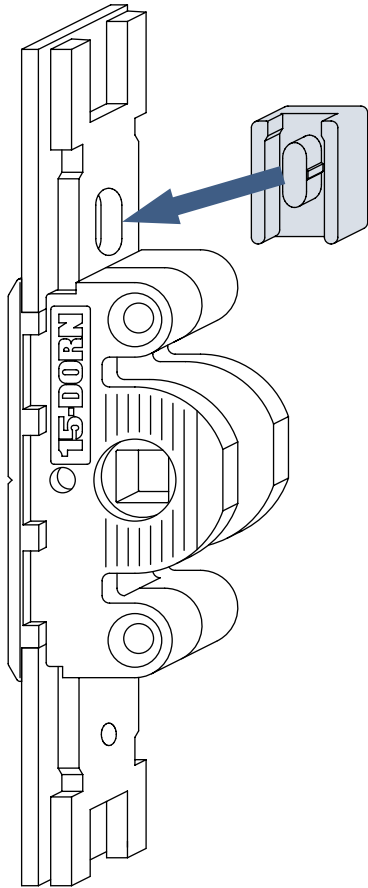
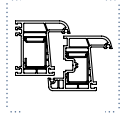
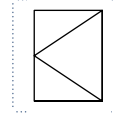
CHAPTER | 5
INSTALLATION INSTRUCTIONS

CHAPTER | 6
IMPORTANT DETAILS

INSTALLATION
INSTRUCTIONS

HANDLE LIMITER

for tilt&turn gears 15 mm backset to restrict the handle turn to 90° for
turn-only leaves



CHAPTER | 6
IMPORTANT DETAILS

CHAPTER | 5
INSTALLATION
INSTRUCTIONS

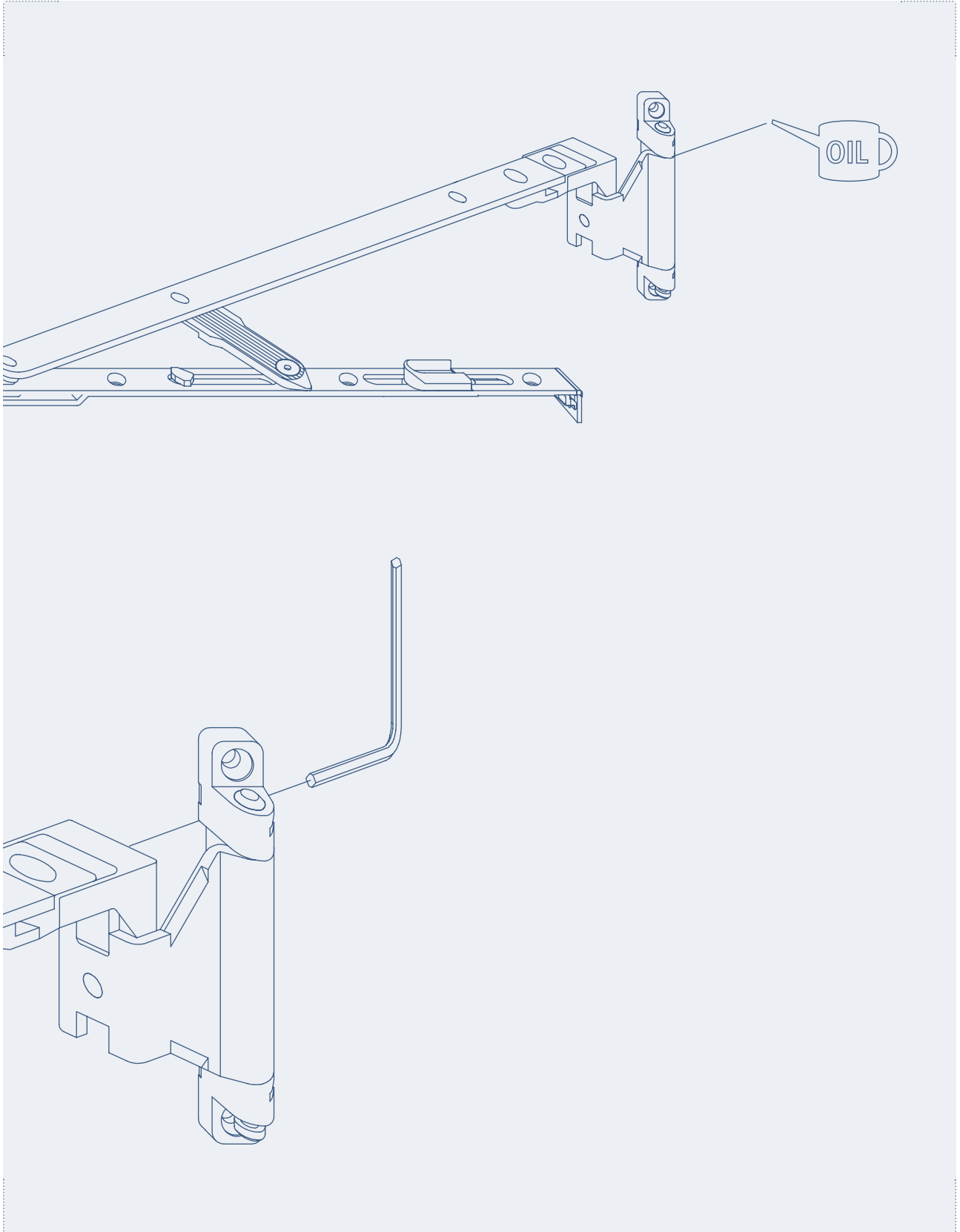
CHAPTER | 4
PROFILE-RELATED
COMPONENTS

CHAPTER | 3
INDIVIDUAL COMPONENTS

CHAPTER | 2
HARDWARE OVERVIEW

CHAPTER | 1
COMPANY

IMPORTANT DETAILS



CHAPTER | 1
COMPANY

CHAPTER | 2
HARDWARE OVERVIEW

CHAPTER | 3
INDIVIDUAL COMPONENTS

CHAPTER | 4
PROFILE-RELATED
COMPONENTS

CHAPTER | 5
INSTALLATION
INSTRUCTIONS

CHAPTER | 6
IMPORTANT DETAILS

IMPORTANT DETAILS

INDEX OF CONTENTS

| | |
|--|----------|
| PRODUCT INFORMATION DK 6/3 | PAGE 310 |
| OPERATING AND MAINTENANCE INSTRUCTIONS | PAGE 314 |
| MEASURES TO PROTECT WINDOW HARDWARE | PAGE 316 |
| PROFILE DIMENSIONING | PAGE 317 |

CHAPTER | 1
COMPANY

CHAPTER | 2
HARDWARE OVERVIEW

CHAPTER | 3
INDIVIDUAL COMPONENTS

CHAPTER | 4
PROFILE-RELATED
COMPONENTS

CHAPTER | 5
INSTALLATION
INSTRUCTIONS

CHAPTER | 6
IMPORTANT DETAILS

TURN-ONLY AND TILT&TURN HARDWARE FOR WINDOWS AND BALCONY DOORS**Guidelines/advice concerning product and liability**

Important compulsory information concerning our products is disclosed below, for both during fabrication and how end users later handle them.

Non-compliance with this information excludes any liability on our part; provided it can be proven that we cannot be held responsible. A compensation claim for the breach of essential contractual obligations is limited to the contract-typical, foreseeable damage, as long as there is no case of intent or coarse negligence, due to life threatening or health injuries, or bodily harm. A change in the burden of proof is not associated with the following provisions.

You must unquestionably ensure that the end users receive both the operating instructions and the additional user information (maintenance instructions and if applicable; a label). We would be happy to provide you with both upon request.

Should third parties sue, based on the grounds that it would have been avoidable, having observed the operating instructions and/or additional user information, we shall hold you responsible, taking legal action as deemed necessary.

The following advice is not targeted at individual products or product types, but rather to be considered generally valid. Documentation compiled by us for particular products or product types in the form of installation instructions, planning documentation, product catalogues, operating & maintenance instructions and similar depicted hardware-specific specifications has priority (as well as our general business conditions), provided they contain relevant provision.

1. PRODUCT INFORMATION AND STIPULATED APPLICATION**1.1 Turn-Only and Tilt&Turn hardware**

Definition: Turn-Only and Tilt&Turn hardware as covered by this definition is one-hand-operation Turn-Only and Tilt&Turn hardware for windows and balcony doors in building construction. This is used to enable windows and balcony-door sashes into a turning position by operating a 'handle/lever' (handle) or into a limited tilting position in the case of the scissors (sash-stay) version.

Application: Turn-Only and Tilt&Turn hardware is used on vertically installed windows and balcony-doors made of timber, PVC, aluminium or steel and their corresponding material combinations. Conventional Turn-Only and Tilt&Turn Hardware as covered by this definition, lock window and balcony-door sashes or enable various ventilating positions. When closing, the gasket counter force must be overcome as a rule.

1.2 Sliding hardware

Definition: Sliding hardware as covered by this definition, is hardware for sliding sashes for balcony-doors and windows that are mainly used as glazed exterior-structures. Fixed-glazing units and/or additional sashes i.e. Turn-Only sashes for cleaning purposes that are situated in a window element in combination with the sliding sashes.

Application: Sliding hardware is used on vertically installed window and balcony-door sashes made of timber, PVC, aluminium or steel and their corresponding material combinations. Sliding hardware as covered by this definition is equipped with a locking mechanism that locks the sliding sash to the frame, as well as rollers located on the bottom horizontal plane of the sliding sash. In addition, scissors stay-arms for tilting and mechanisms to lift and/or parallel-retract the sashes can be specified. By means of the hardware, the sashes are locked, brought into the ventilation position and pushed to the side.

Depending on the outside temperature, relative air humidity of the ambient air, as well as the application location of the sliding element, a temporary formation of condensation water on the aluminium track on the inside may occur. This is particularly promoted when the air circulation is hindered; e.g. due to deep reveals, curtains as well as unfavourable radiator positioning and the like.

1.3 Differing application - Liability exclusion

All applications differing from 1.1 and/or 1.2 are regarded as non-stipulated applications and excludes any liability on our part.

1.4 Advice concerning restrictions of use

Opened balcony-doors and window sashes, as well as window and balcony-door sashes not locked or in the tilted modes, provide only a shielding function and do not meet any demands on joint impermeability, water tightness, sound reduction, heat-insulation and burglary-resistance.

In case of wind and draught, the window and balcony-door sashes must be closed and locked. Wind and draught is present, if a window or balcony-door sash, while in one of its opening positions, can open or close on its own in an uncontrolled manner by means of either air pressure or air suction. A static opening position of windows and balcony door sashes can only be achieved by means of additional hardware.

1.5 Particular necessary agreements for extended requirements

Burglar-resistant window and balcony doors, windows and balcony doors for damp rooms and those for use in environments with aggressive, corrosive air content, require hardware adapted for the respective application and individually agreed upon performance features.

The resistance against wind loads in a closed and locked state is dependent on the respective designs of windows & balcony doors. Should specified wind loading (i.e. in accordance with DIN EN 12210 - in particular pressure test p3) be carried out, suitable hardware set combinations are to be agreed upon in relation to the respective window or balcony door design and frame material, and each case individually agreed upon.

Generally speaking, the hardware defined in 1.1 and/or 1.2 fulfils the demands made on barrier-free dwellings (e.g. in accordance with DIN 18025). However, corresponding hardware set combinations and installations for windows and balcony doors are necessary, which must be co-ordinated and each case individually agreed upon.

2. MISUSE

Misuse - therefore not the stipulated product utilisation - occurs in particular with hardware for windows and balcony doors as described in 1.1 and/or 1.2 in particular:

- If obstacles are inserted in the opening vicinity between frame and sash, thus preventing or interfering with its proper stipulated use.
- If additional loads are applied to windows or balcony-door sashes (e.g. if children swing on the window or door sash).
- When window and balcony door sashes are forced inadvertently or uncontrolled (e.g. by the wind) up against the window reveals, so that the hardware or the frame material or other individual window or balcony-door components are damaged or destroyed and/or if consequential damage can arise.
- If while closing (or sliding) someone reaches between the sash and frame, and/or a person (or parts thereof) are in the vicinity (can cause bodily harm / be lethal).

3. LIABILITY

The relevant entire hardware set may only consist of hardware components from FUHR's DK2001M, DK2002MS or DK2003MT system. In the case of non factory-approved combinations by FUHR, and/or inappropriately assembled hardware, and/or the use of non-original and/or non factory-approved accessory components, no liability is accepted.

For professional fixing, the „Implementation regulations for the fixing of supporting hinged hardware components“ is to be adhered. - refer to index 5 – installation instructions. When using PVC or light metal profiles, the profile manufacturers and/or system owners information is to be observed.

The window fabricator is essentially responsible for the compliance of the specified system-related dimensions (e.g. the gasket gap dimensions). These specified system-related dimensions are to be checked regularly, in particular when using new hardware components for the first time, and also during production as well as during the window installation process. The hardware components are designed in such a manner, that the system-related dimensions can be adjusted, provided the hardware can have an effect on these. Should there be a deviation from these dimensions that leads to a fault that has not been noted before the window installation, no liability is accepted for the additional expenses incurred.

important
details

4. PRODUCT PERFORMANCE - MANUFACTURERS APPLICATION ADVICE

4.1 Maximum sash weights

The following listed maximum sash weights for the individual hardware versions may not be exceeded. The building component with the least permissible load-carrying capacity determines the max. sash weight. Application diagrams and component classification are to be adhered to.

DK2001M/DK2002MS/DK2003MT:

- with AR stay – max. 100 kg sash weight
- in conjunction with bottom hinge 80 kg – max. 80 kg sash weight.

4.2 Sash sizes

The description of the application diagrams in the planning documentation, product catalogues or installation instructions depict the relationships between the permissible sash rebate widths and sash rebate heights, depending on various glass weights and/or thickness. The resulting sash rebate dimensions or sash formats (portrait and/or landscape format) - as well as the maximum sash weight - may not be exceeded under any circumstances.

4.3 Hardware combination

The manufacturer's regulations that deal with the combination of hardware are obligatory. (E.g.: the application of additional stay arms, the hardware design for burglar-resistant window and balcony-door sashes etc.)

5. PRODUCT MAINTENANCE

5.1 General advice

Security relevant hardware components are to be examined at least once a year for stability and wear and tear. Subject to the requirements, the fixing-screws are to be tightened and/or parts replaced. In addition to this, the following maintenance work is to be carried out annually:

- All movable parts and all locking points on the hardware are to be greased and tested.
- Only cleaning and maintenance agents that do not damage the corrosion protection of the hardware components are to be used.

The hardware adjustments - particularly in the vicinity of the corner hinges or bogies, and the scissors-stay, as well as replacing parts and the unhinging & hinging of the active sash are to be carried out by a specialist company.

When surface treating - e.g. when painting or varnishing - the windows' and balcony doors hardware is excluded from this process and is also to be protected against any impurities (paint/varnish splashes).

5.2 Preservation of the surface finish

Electrolytically applied zinc coatings are not affected in a normal room climate if no condensation water can form on the hardware or occasionally formed condensation water can dry rapidly.

In order to permanently preserve the hardware's surface quality and to avoid deterioration by corrosion, it is imperative to observe the following points:

- The hardware and/or the rebate areas are to be ventilated sufficiently in particular during the building phase so that they are not exposed either to direct wetness or to condensation. In any case, take the necessary steps to ensure that moist ambient air (long-term) cannot condense in the rebate areas.
- The hardware is to be kept free from deposits and soiling from building materials (building dust, plaster, cement etc.). Possible soiling from plaster, mortar or similar materials is to be removed with water before it cures.
- Aggressive vapours (e.g.: through formic acid or acetic acid, ammonia, amine or ammonia compounds, aldehydes, phenols, tannic acid etc.) in connection with even small formations of condensation can lead to fast corrosion of the hardware. For this reason, evaporation in the vicinity of the windows must be avoided.
- On windows and balcony doors made of oak or other types of timber with a high concentration of (tannic-) acid, ensure that by means of a suitable window surface treatment, these content substances can not evaporate out of the timber. The hardware may not come in direct contact with untreated timber surfaces.
- Furthermore no acetic-acid or cross-linked acidic sealing compounds or those with the above mentioned contents may be used, since both the direct contact with the sealing compound and its vapourisation can attack the surface.
- The hardware may only be cleaned with mild, pH-neutral cleaning agent in diluted form. Under no circumstances may aggressive, acidiferous cleaners or abrasive cleaning agents whose contents are listed as follows be used:

6. OBLIGATION TO ISSUE INFORMATION AND INSTRUCTIONS

The following documentation in particular is available in order to fulfil the information and instruction duties, as well as implementing maintenance operations. This documentation is to be passed on to dealers, intermediaries, fabricators and end users.

- Planning documentation
- Product catalogues
- Installation instructions
- Maintenance and care instructions as well as operating instructions

This is described subsequently as „product information“ - whether whole or partial.

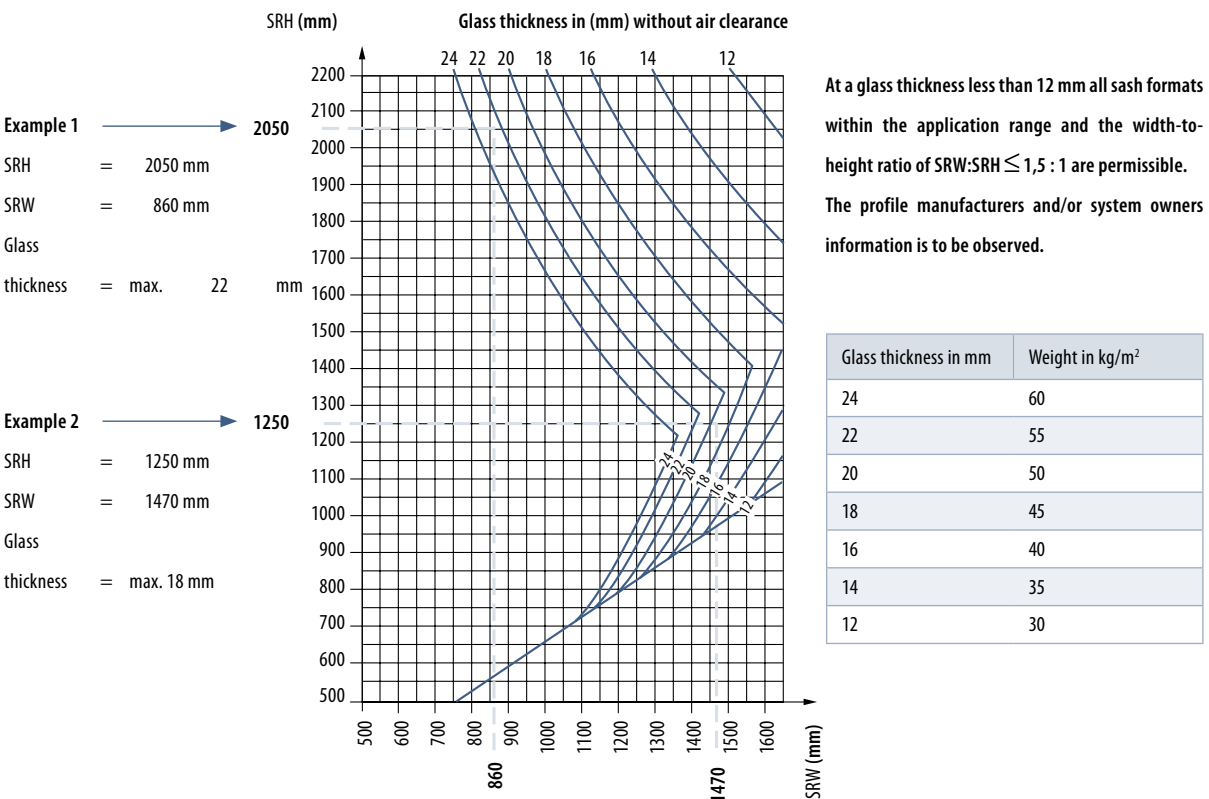
7. USE OF RELATED HARDWARE

In order to safeguard the respective function of windows and balcony doors:

- Planning engineers are obliged to request and comply with the manufacturers or authorised dealers „product information“.
- Specialised dealers are obliged to observe and request the „product information“ from the manufacturer and to pass this on to subsequent dealers and/or fabricators, and also to point out to them that they are obliged to pass this on to their customers.
- Fabricators are obliged to observe the „product information“ and in particular, to pass on service & maintenance instructions as well as operating manuals to the builders and end-users.

The variations possible within individual hardware systems (e.g. Tilt-Only and Top-Hung hardware, or hardware that provides a circumferential ventilation-gap by parallel-retracting the sash instead of, or in addition to the tilted position) are to be treated according to the corresponding valid features of product performance, product maintenance, information & instruction obligations, product information, stipulated application and misuse.

DIAGRAM FOR DETERMINATION OF MAX. PERMISSIBLE SASH FORMATS of windows and balcony doors with a max. sash weight of 100 kg



IMPORTANT DETAILS

OPERATING AND MAINTENANCE INSTRUCTIONS

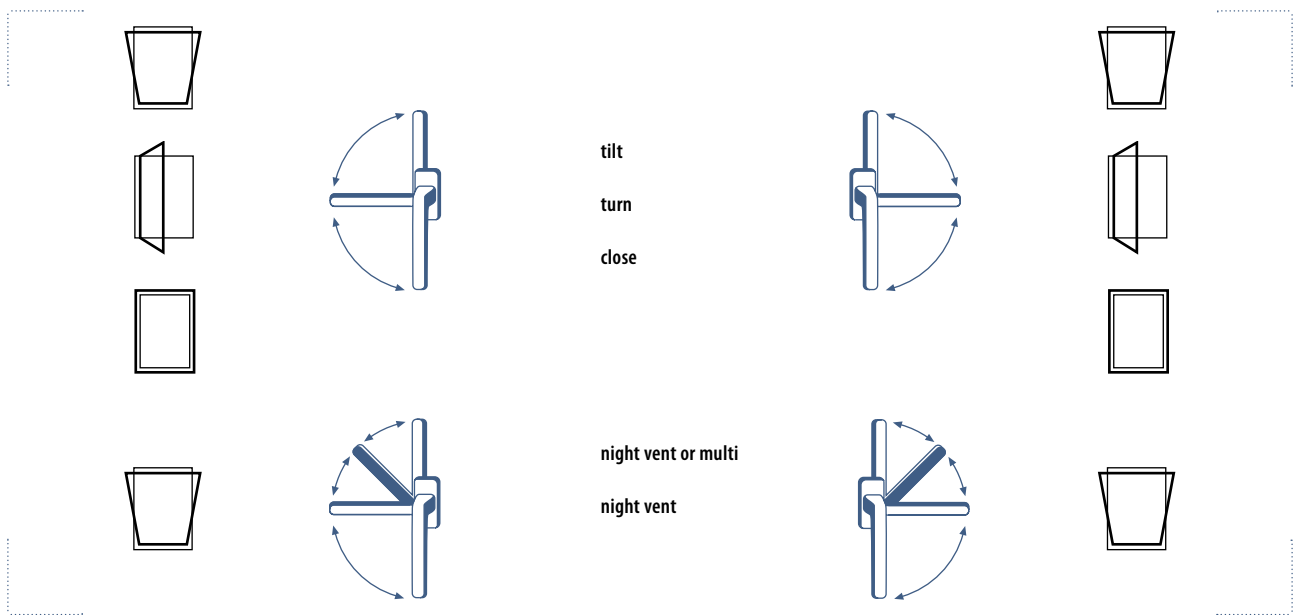
important details

FUHR TURN-ONLY AND TILT&TURN HARDWARE FOR WINDOWS AND BALCONY DOORS

Tilt&turn windows and doors made of timber or PVCu with concealed FUHR tilt&turn hardware. Your windows are equipped with high-quality FUHR hardware which has been produced with quality materials on state of the art production facilities. To ensure the function and smooth operation please read these instructions carefully and observe all operating and

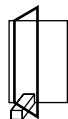
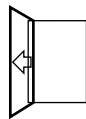
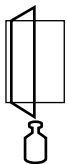
maintenance instructions as well as the risk and omission advice. It is important to retain these instructions and to inform all future users about these instructions and advices. Please check whether the window fabricator has affixed a label of operating guidelines on the window or balcony door.

OPERATING ADVICE




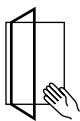


RISK ADVICE

It is to be avoided:



There is the danger:



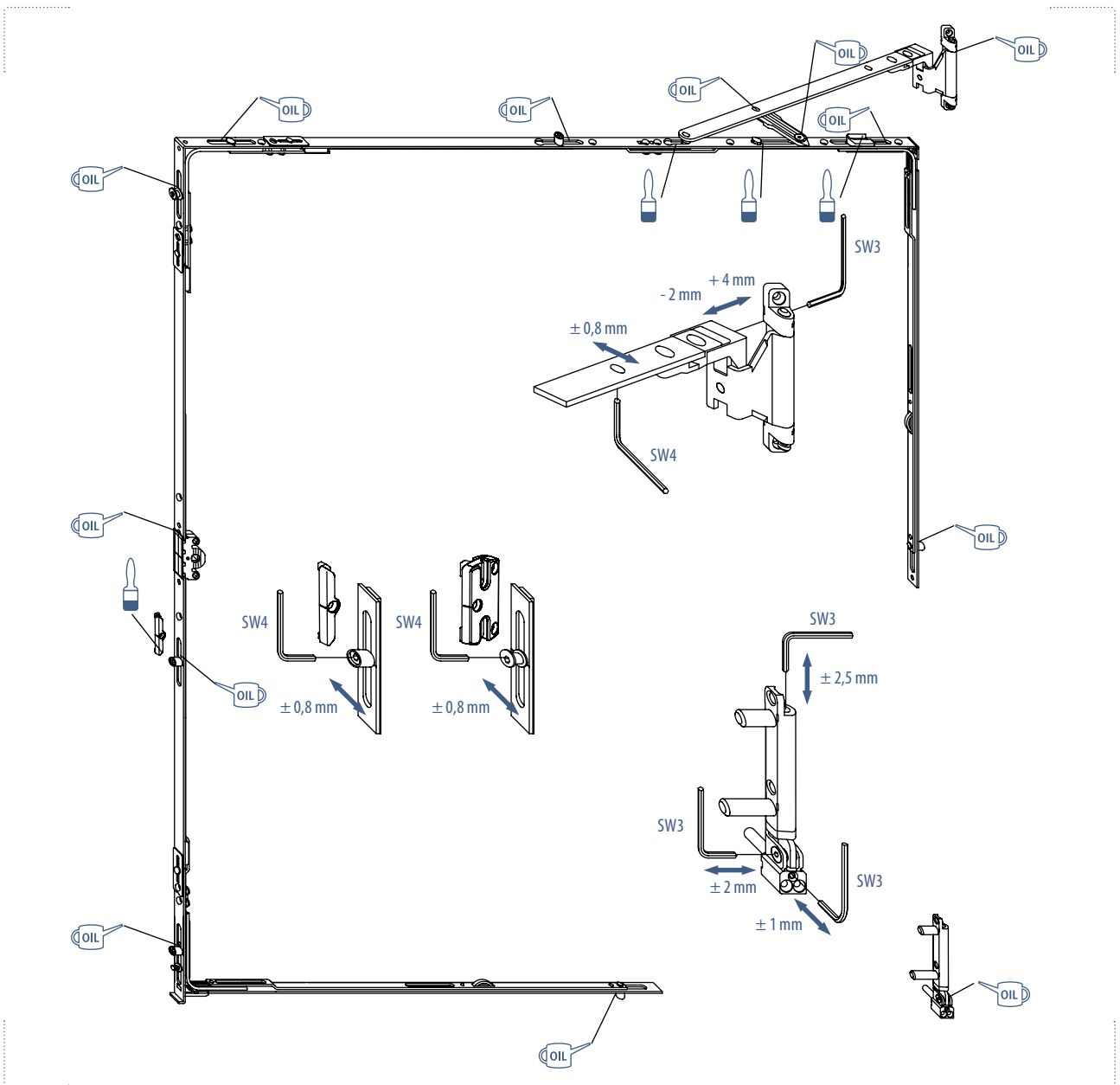
These risk and omission advices have to be strictly observed! Further explanation can be found in the users information.

MAINTENANCE ADVICE

All moving parts and locking parts have to be oiled/greased once or twice a year and their working order checked. Should the gearing require adjustment, replacement or loose fixings tightened, this should only be carried out by a suitably qualified person.

MAINTENANCE

For the window or the balcony door only use cleaning and care products that do not affect the hardware's anti-corrosion. This coating maintenance advice is relevant for all types of windows – such as turn-only windows, tilt-only windows and double-leaf tilt&turn windows.



IMPORTANT DETAILS

MEASURES TO PROTECT WINDOW HARDWARE DURING THE BUILDING PHASE

important details

IMPORTANT INFORMATION FOR THE BUILDER

Your new windows have been equipped with high-quality branded hardware from FUHR. In order that you may enjoy the perfect operation and aesthetics of your windows and hardware, we kindly ask you to consider the following points, in particular during the building phase:

While plastering on the inside or outside, ensure that the hardware is not soiled!

Ensure that while plastering on the inside or outside, the hardware is not soiled!

Plaster or cement has an alkaline pH-value and in combination with humidity, corrodes the hardware's surface-finish, in particular the galvanisation: this can lead to white coloured rust, which in the end can result in red coloured rust. In addition: dust, which for example arises during the sanding of plasterboard in connection with humidity, can be corrosive. Furthermore, there is a danger that the lubrication and the smooth operation of the hardware is impaired, which leads to premature wear and tear. For this reason, all windows must be covered before the previously mentioned work is carried out.

If the windows have been soiled in spite of careful working, this must be to be washed off immediately with water in a residue-free manner; if possible before curing. No aggressive detergents may be used (for example; acetic cleaning agents or other acidiferous cleaning-agents). Only diluted cleaning agents that are pH-neutral may be used. By no means may abrasives or sharp objects be used.

Prevent the formation of condensation water!

Prevent the formation of condensation water on windows and hardware, and ensure sufficient ventilation!

Ventilation deficiency is one of the main causes for window and building damages. Particularly during the building phase, the high humidity must be taken into account by means of calculated, regular ventilation. In the case of a lack of ventilation over longer periods, condensation water accumulates both in the sash-rebate as well as in the room interior. Normal water contains CO₂ and minerals in the form of salts. These form a carbonate sealing layer upon contact with zinc, which protects the galvanised surface against corrosion from water. In condensation water however these salts are missing, in which case the carbonated sealing layers cannot be formed. The galvanised surface then reacts directly to the water resulting in a white coloured coating in the form of so called „white coloured rust“.

For this reason, it is imperative to ventilate repeatedly and intensively daily, that is to say: open all windows for approx. 15 min. so that a complete air exchange can take place. Should this not be possible, condensation dryers must be implemented. Please also ensure sufficient ventilation during vacation or national holidays. For projects that are more complex, implement a ventilation plan if necessary!

Do not use any acid cross-linked sealing compounds!

Do not use any acid cross-linked sealing compounds! Many different types of silicone (also

some that according to the manufacturer's specifications are explicitly for the fenestration industry) have an extremely aggressive affect when combined with heat and humidity. It is important for fabrication that no acid cross-linked products are used (acetate, acetoxy or acetic acid-systems). Neutrally cross-linked products must be used. (Benzamide, alkoxide or oxime-systems).

The acetic cross-linked systems react with humidity under the separation of acetic acid. This is deposited on the hardware and corrodes the zinc coating. In this case, the sealing compound must not even have direct contact with the hardware.

Important exemplary pieces of advice on mastics:

On suitable sealing compounds:

- Bonds on steel without primer, stainless steel, galvanised steel, aluminium etc.

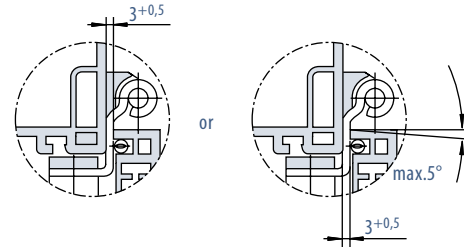
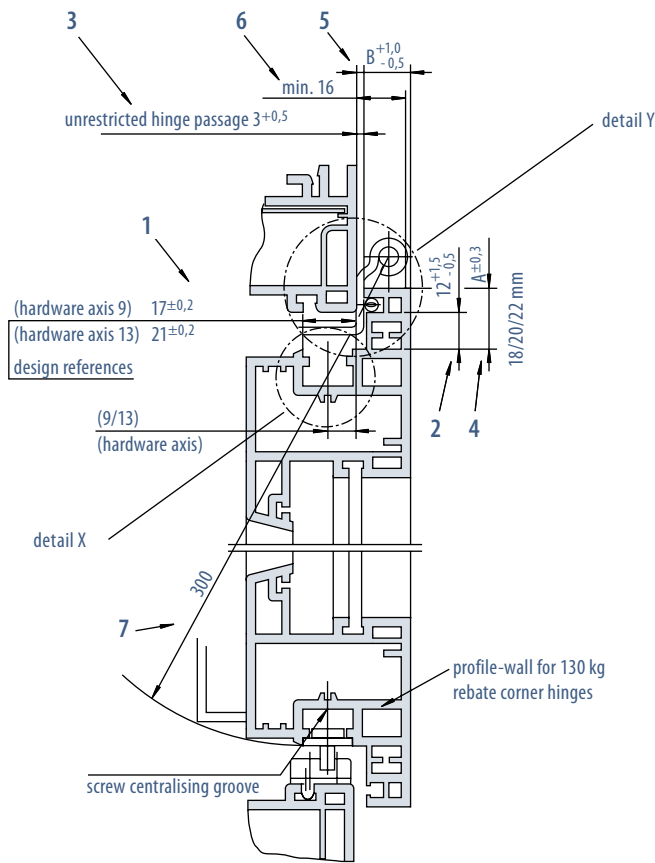
On unsuitable sealing compounds:

- Bonds on glass and glazed areas without primer, as well as aluminium. An indication on its use on galvanised steel is missing.

In case of doubt, a simple odour test can clarify the situation: Suitable sealing compounds are in most cases odourless or smell slightly sweet, unsuitable sealing compounds smell very acidulous and/or smell of vinegar.

Please note; Operating, maintenance & care instructions are available; these can be obtained from your specialised window company, who in turn can advise you in further matters.

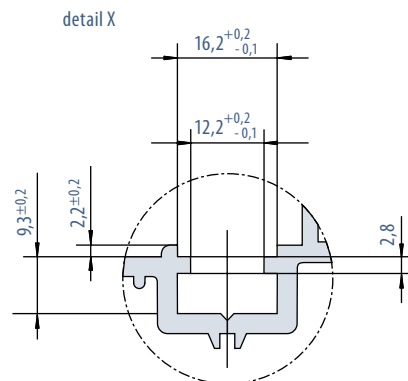
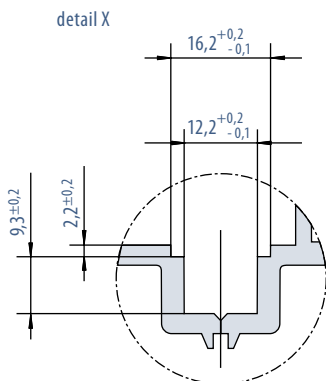
RECOMMENDATION FOR DIMENSIONING OF PVCU WINDOWS



RECOMMENDATION FOR PROFILE DIMENSIONING

Implication of the points

1. Tolerance reduction
2. Necessary for movement on standard, security and concealed hardware
3. Hinge passage for surface-mounted stays
4. For mirror-image drilling and screwing pattern hardware version
5. Dimension for gasket compression
6. Required space for overlap hinge
7. Necessary for Tilt-First operation, tolerance line for sash profiles, if also small sashes are to be produced with standard tolerances.



CHAPTER | 1
COMPANY

CHAPTER | 2
HARDWARE OVERVIEW

CHAPTER | 3
INDIVIDUAL COMPONENTS

CHAPTER | 4
PROFILE-RELATED COMPONENTS

CHAPTER | 5
INSTALLATION INSTRUCTIONS

CHAPTER | 6
IMPORTANT DETAILS

ARTICLE INDEX

| Article No. | Page |
|-------------|----------|
| DD11693S | 182 |
| DD41339G | 182 |
| DD41339M | 182 |
| DD41339S | 182 |
| DD41339T | 182 |
| DD41339W | 182 |
| DD41340B | 182 |
| DD41342G | 182 |
| DD41342M | 182 |
| DD41342S | 182 |
| DD41342T | 182 |
| DD41342W | 182 |
| DD41343B | 182 |
| DL309LS | 178, 180 |
| DL309RS | 178, 180 |
| DL310LS | 178, 180 |
| DL310RS | 178, 180 |
| DL322RS | 176, 181 |
| DLNZ13378B | 168, 170 |
| DLNZ13378G | 168, 170 |
| DLNZ13378M | 168, 170 |
| DLNZ13378S | 168, 170 |
| DLNZ13378T | 168, 170 |
| DLNZ13378W | 168, 170 |
| DLZ12205B | 169, 173 |
| DLZ12205G | 169, 173 |
| DLZ12205M | 169, 173 |
| DLZ12205S | 169, 173 |
| DLZ12205T | 169, 173 |
| DLZ12205W | 169, 173 |
| DLZ12255B | 171 |
| DLZ12255G | 171 |
| DLZ12255M | 171 |
| DLZ12255S | 171 |
| DLZ12255T | 171 |
| DLZ12255W | 171 |
| DLZ12959BL | 178, 180 |
| DLZ12959BR | 178, 180 |
| DLZ12959GL | 178, 180 |
| DLZ12959GR | 178, 180 |
| DLZ12959ML | 178, 180 |
| DLZ12959MR | 178, 180 |
| DLZ12959SL | 178, 180 |
| DLZ12959SR | 178, 180 |

INDIVIDUAL COMPONENTS

| Article No. | Page |
|-------------|-----------------------|
| DLZ12959TL | 178, 180 |
| DLZ12959TR | 178, 180 |
| DLZ12959WL | 178, 180 |
| DLZ12959WR | 178, 180 |
| DLZ13739B | 175, 177, 179, 181 |
| DLZ13739G | 175, 177, 179, 181 |
| DLZ13739M | 175, 177, 179, 181 |
| DLZ13739S | 175, 177, 179, 181 |
| DLZ13739T | 175, 177, 179, 181 |
| DLZ13739W | 175, 177, 179, 181 |
| DLZ13850B | 172, 174, 176 |
| DLZ13850G | 172, 174, 176 |
| DLZ13850M | 172, 174, 176 |
| DLZ13850S | 172, 174, 176 |
| DLZ13850T | 172, 174, 176 |
| DLZ13850W | 172, 174, 176 |
| DLZ13900AB | 175, 177, 179, 181 |
| DLZ13900AG | 175, 177, 179, 181 |
| DLZ13900AM | 175, 177, 179, 181 |
| DLZ13900AS | 175, 177, 179, 181 |
| DLZ13900AT | 175, 177, 179, 181 |
| DLZ13900AW | 175, 177, 179, 181 |
| DMSZ13386B | 149, 184 |
| DMSZ13386G | 149, 184 |
| DMSZ13386M | 149, 184 |
| DMSZ13386S | 149, 184 |

| Article No. | Page |
|-------------|----------|
| DMSZ13386T | 149, 184 |
| DMSZ13386W | 149, 184 |
| DMZ12110 | 193 |
| DMZ12931B | 148, 185 |
| DMZ12931G | 148, 185 |
| DMZ12931M | 148, 185 |
| DMZ12931S | 148, 185 |
| DMZ12931T | 148, 185 |
| DMZ12931W | 148, 185 |
| DMZ12973 | 193 |
| DMZ752 | 193 |
| DXD293 | 184 |
| DXD294 | 184 |
| DXD828 | 183 |
| DXD829 | 183 |
| DXDAR77293 | 183 |
| DXDAR77294 | 183 |
| DXDE150RP | 132 |
| DXDE150RPF | 132 |
| DXDE400RP | 133 |
| DXDE400RPF | 133 |
| DXDE600RP | 133 |
| DXDE600RPF | 133 |
| DXDNA77282 | 183 |
| DXDNA77285 | 183 |
| DXDP07K | 123 |
| DXDP07V | 122 |
| DXDP08V | 122 |
| DXDP09K | 123 |
| DXDP10V | 122 |
| DXDP11K | 123 |
| DXDP13K | 123 |
| DXDP13V | 122 |
| DXDP15K | 123 |
| DXDP16V | 122 |
| DXDP17K | 123 |
| DXDP19K | 123 |
| DXDP19V | 122 |
| DXDP22K | 123 |
| DXE04 | 128 |
| DXE04P | 131 |
| DXE150NFL | 130 |
| DXE150NFR | 130 |
| DXE150NPL | 135 |

| Article No. | Page |
|-------------|------|
| DXE150NPR | 135 |
| DXE150NRL | 130 |
| DXE150NRR | 130 |
| DXE150P1 | 131 |
| DXE150P2 | 131 |
| DXE150R1 | 128 |
| DXE150R2 | 128 |
| DXE150R2K | 129 |
| DXE150RK | 129 |
| DXE150RKP | 134 |
| DXE150RP | 131 |
| DXE194NPL | 136 |
| DXE194NPR | 136 |
| DXES150 | 129 |
| DXES150P | 134 |
| DXES194F | 137 |
| DXES1940 | 136 |
| DXES19400 | 136 |
| DXES1940P2 | 136 |
| DXES1945TO | 137 |
| DXES1945TU | 138 |
| DXES194U | 137 |
| DXES194UP2 | 137 |
| DXGK1504 | 117 |
| DXGK15052 | 117 |
| DXGK1505P | 117 |
| DXGK1505R | 117 |
| DXGK1507 | 117 |
| DXGK1509 | 117 |
| DXGK1509P | 117 |
| DXGK15115 | 117 |
| DXGK15115P | 117 |
| DXGK1513 | 117 |
| DXGK1513P | 117 |
| DXGK15156 | 117 |
| DXGK15156P | 117 |
| DXGK15177 | 117 |
| DXGK15177P | 117 |
| DXGK1519 | 117 |
| DXGK1519P | 117 |
| DXGK1522 | 117 |
| DXGK1522P | 117 |
| DXGK15500R | 118 |
| DXGK2518P | 120 |

INDIVIDUAL COMPONENTS

| Article No. | Page | Article No. | Page | Article No. | Page | Article No. | Page |
|-------------|------|-------------|------|-------------|-----------|-------------|------|
| DXGK2518R | 120 | DXGV2516R | 114 | DXGV716P | 113 | | 176 |
| DXGK3018P | 120 | DXGV2519P | 115 | DXGV719 | 113 | DXPM077V | 124 |
| DXGK3018R | 120 | DXGV2519R | 114 | DXGV719P | 113 | DXPM07V | 124 |
| DXGK3518P | 120 | DXGV3005 | 114 | DXJB52 | 156 | DXPM10V | 124 |
| DXGK3518R | 120 | DXGV3007P | 115 | DXJB52L | 156 | DXPM13V | 124 |
| DXGK4018P | 121 | DXGV3007R | 114 | DXJF61E | 151 | DXPM16V | 124 |
| DXGK4018R | 120 | DXGV3010P | 115 | DXJO62 | 152 | DXPM19V | 124 |
| DXGK705 | 119 | DXGV3010R | 114 | DXJP6400 | 153 | DXPME43 | 143 |
| DXGK705P | 119 | DXGV3013P | 115 | DXJP6401 | 153 | DXPMG52 | 124 |
| DXGK705R | 119 | DXGV3013R | 114 | DXJP6402 | 153 | DXPMG95 | 124 |
| DXGK707 | 119 | DXGV3016P | 115 | DXJP7011 | 154 | DXR223LB | 150 |
| DXGK709 | 119 | DXGV3016R | 114 | DXJP7012 | 154 | DXR223LW | 150 |
| DXGK709P | 119 | DXGV3019P | 115 | DXJP7021 | 154 | DXR223RB | 150 |
| DXGK711 | 119 | DXGV3019R | 114 | DXJP7022 | 154 | DXR223RW | 150 |
| DXGK711P | 119 | DXGV3505 | 114 | DXJP70L | 154 | DXR283B | 150 |
| DXGK713 | 119 | DXGV3507P | 115 | DXJP70R | 154 | DXR283W | 150 |
| DXGK713P | 119 | DXGV3507R | 114 | DXK01 | 140 | DXRGU | 165 |
| DXGK715 | 119 | DXGV3510P | 115 | DXK01F | 140 | DXRGUK | 165 |
| DXGK715P | 119 | DXGV3510R | 114 | DXKF654L | 191 | DXRZFR | 150 |
| DXGK717 | 119 | DXGV3513P | 115 | DXKF654R | 191 | DXS040 | 144 |
| DXGK717P | 119 | DXGV3513R | 114 | DXKM150250 | 125 | DXS0400 | 146 |
| DXGK719 | 119 | DXGV3516P | 115 | DXKM150400 | 125 | DXS060 | 144 |
| DXGK719P | 119 | DXGV3516R | 114 | DXKM1506 | 126 | DXS0600 | 146 |
| DXGK722 | 119 | DXGV3519P | 115 | DXKM150600 | 125 | DXS090 | 144 |
| DXGK722P | 119 | DXGV3519R | 114 | DXKM1506F | 126 | DXS090P | 144 |
| DXGV1505 | 112 | DXGV4005 | 115 | DXKM150800 | 125 | DXS090R | 144 |
| DXGV1507P | 112 | DXGV4007P | 116 | DXKM1510 | 126 | DXS090R0 | 146 |
| DXGV1507R | 112 | DXGV4007R | 115 | DXKM151000 | 125 | DXS120 | 144 |
| DXGV1510 | 112 | DXGV4010P | 116 | DXKM1512 | 126 | DXS120P | 144 |
| DXGV1510P | 112 | DXGV4010R | 115 | DXKM151200 | 125 | DXS120R0 | 146 |
| DXGV1513 | 112 | DXGV4013P | 116 | DXKM1514 | 126 | DXS150 | 144 |
| DXGV1513P | 112 | DXGV4013R | 115 | DXKM151400 | 125 | DXS150P | 144 |
| DXGV1516 | 112 | DXGV4016P | 116 | DXKM1516 | 126 | DXS150R0 | 146 |
| DXGV1516P | 112 | DXGV4016R | 115 | DXKM151600 | 125 | DXS449 | 145 |
| DXGV1519 | 112 | DXGV4019P | 116 | DXKM1518 | 126 | DXSF04 | 164 |
| DXGV1519P | 112 | DXGV4019R | 115 | DXKM151800 | 125 | DXSF06 | 164 |
| DXGV2505 | 114 | DXGV705 | 113 | DXKM1520 | 126 | DXSF06P | 164 |
| DXGV2507P | 115 | DXGV707P | 113 | DXKM152000 | 125 | DXSF08 | 164 |
| DXGV2507R | 114 | DXGV707R | 113 | DXL2DV100R | 174, 179 | DXSF08P | 164 |
| DXGV2510P | 115 | DXGV710 | 113 | DXL3DV100R | 168, 172 | DXSF10 | 164 |
| DXGV2510R | 114 | DXGV710P | 113 | DXL3DV100RK | 168, 172 | DXSF10P | 164 |
| DXGV2513P | 115 | DXGV713 | 113 | DXL3DV130R | 170 | DXSF12 | 164 |
| DXGV2513R | 114 | DXGV713P | 113 | DXL3DVF | 168, 170 | DXSF12P | 164 |
| DXGV2516P | 115 | DXGV716 | 113 | DXL3DVFN | 172, 174, | DXSF14 | 164 |

CHAPTER | 1
COMPANYCHAPTER | 2
HARDWARE OVERVIEWCHAPTER | 3
INDIVIDUAL COMPONENTSCHAPTER | 4
PROFILE-RELATED
COMPONENTSCHAPTER | 5
INSTALLATION
INSTRUCTIONSCHAPTER | 6
IMPORTANT DETAILS

ARTICLE INDEX

| Article No. | Page |
|-------------|----------|
| DXSF14P | 164 |
| DXSF16 | 164 |
| DXSF16P | 164 |
| DXSR012 | 144 |
| DXSR015 | 144 |
| DXSR022 | 144 |
| DXSR025 | 144 |
| DXSR032 | 144 |
| DXSR035 | 144 |
| DXSR042 | 144 |
| DXSR045 | 144 |
| DXSS012 | 146 |
| DXSS015 | 146 |
| DXSS022 | 146 |
| DXSS025 | 146 |
| DXSS032 | 146 |
| DXSS035 | 146 |
| DXSS042 | 146 |
| DXSS045 | 146 |
| DXST040 | 147 |
| DXST060 | 147 |
| DXST090 | 147 |
| DXST090P | 147 |
| DXST090R | 147 |
| DXST120 | 147 |
| DXST120P | 147 |
| DXST150 | 147 |
| DXST150P | 147 |
| DXSTR012 | 147 |
| DXSTR015 | 147 |
| DXSTR022 | 147 |
| DXSTR025 | 147 |
| DXSTR032 | 147 |
| DXSTR035 | 147 |
| DXSTR042 | 147 |
| DXSTR045 | 147 |
| DXSZ13278 | 148, 185 |
| DXSZ40119 | 148, 185 |
| DXV150HF | 142 |
| DXV150HP | 142 |
| DXV150HR | 142 |
| DXV200P | 158 |
| DXV200R | 158 |
| DXV200RK | 162 |

INDIVIDUAL COMPONENTS

| Article No. | Page |
|-------------|------|
| DXV400P | 158 |
| DXV400P2 | 160 |
| DXV400PR | 159 |
| DXV400R | 158 |
| DXV400R2 | 159 |
| DXV400R2K | 162 |
| DXV400RKP | 162 |
| DXV600P | 158 |
| DXV600P2 | 160 |
| DXV600PR | 159 |
| DXV600R | 158 |
| DXV600R2 | 159 |
| DXV600R2K | 162 |
| DXV600RKP | 162 |
| DXV600Z | 163 |
| DXV600ZP | 163 |
| DXV800P | 158 |
| DXV800P2 | 160 |
| DXV800PR | 159 |
| DXV800R | 158 |
| DXV800R2 | 159 |
| DXV800R2K | 162 |
| DXV800RKP | 162 |
| DXVE0675P | 161 |
| DXVE0845P | 161 |
| DXVE1145RP | 161 |
| DXVE1405RP | 161 |
| DXVE1705RP2 | 161 |
| DXVE2005RP2 | 161 |
| DXVL200 | 166 |
| DXVL200P | 166 |
| DXVL200R | 166 |
| DXVL400 | 166 |
| DXVL400P | 166 |
| DXVL400R | 166 |
| DXVL600 | 166 |
| DXVL600P | 166 |
| DXVL600R | 166 |
| DXVR150R | 142 |
| DXVS194P | 161 |
| DXVV70 | 164 |
| DXZ0983L | 192 |
| DXZ0983R | 192 |
| DXZ12771 | 192 |

| Article No. | Page |
|-------------|------|
| DXZ12982 | 192 |
| DXZ1383L | 192 |
| DXZ1383R | 192 |
| DZ12193 | 192 |
| DZ12874 | 192 |
| DZ150SEAB | 193 |
| DZ150SEAW | 193 |
| DZ150SEB | 193 |
| DZ150SEW | 193 |
| DZ319B | 194 |
| DZ319W | 194 |
| DZ46P9X | 192 |
| DZ46R9X | 191 |
| DZKINBUS | 206 |
| LD-R0725955 | 197 |
| LD056 | 199 |
| LD072 | 201 |
| LD073 | 201 |
| LD100 | 202 |
| LD12387 | 198 |
| LD12727 | 196 |
| LD12744 | 197 |
| LD5145031 | 202 |
| LD609 | 203 |
| LD642 | 201 |
| LD763 | 197 |
| LD789 | 196 |
| LD796 | 196 |
| LD803 | 198 |
| LD804 | 198 |
| LD805 | 198 |
| LD806 | 198 |
| LD810-024 | 202 |
| LD819 | 198 |
| LD820 | 198 |
| LD824 | 202 |
| LD825 | 196 |
| LDZ051 | 199 |
| LDZ052 | 200 |
| LDZ053 | 200 |
| LDZ054 | 200 |
| LDZ055 | 200 |
| LDZ056 | 201 |
| LX13033 | 206 |

| Article No. | Page |
|-------------|------|
| LX13034 | 206 |
| LX13084 | 206 |
| LX13088 | 206 |
| LX92058 | 205 |
| LZBSA | 204 |
| RKD47837X | 143 |
| RZD48006X | 143 |
| ZZ1011A | 207 |

PROFILE-RELATED COMPONENTS

| Article No. | Page |
|-------------|--|
| DXJP76181 | 247 |
| DXJP76500 | 213 - 245, 249 - 265 |
| DXJZ76504 | 259 |
| DXJZ76506 | 233 - 235 |
| DXJZ76507 | 237 |
| DXJZ76508 | 215, 219, 231, 253, 255, 261, 263 |
| DXJZ76509 | 213, 217, 221 - 225, 229, 239, 241 - 251, 257, 265 |
| DXJZ76522 | 227 |
| DZ13799LX | 259 |
| DZ13799RX | 259 |
| DZ13800LX | 237 |
| DZ13800RX | 237 |
| DZ13801LX | 233 |
| DZ13801RX | 233 |
| DZ13802LX | 235, 241, 245 - 247 |
| DZ13802RX | 235, 241, 245 - 247 |
| DZ41011LX | 259 |
| DZ41011RX | 259 |
| DZ41012LX | 237 |
| DZ41012RX | 237 |
| DZ41013LX | 233 |
| DZ41013RX | 233 |
| DZ41014LX | 235 |
| DZ41014RX | 235 |
| DZ41015X | 213 - 265 |
| DZ4114X | 213 - 231, 239 - 257, 261 - 265 |
| DZ4116X | 213 - 265 |
| DZ8207X | 217, 221, 225, 233, 243, 249, 251, 259, 263 - 265 |

| Article No. | Page |
|-------------|--|
| DZ8208X | 229, 235, 241, 261 |
| DZ8209X | 215, 219, 239, 253, 255 |
| DZ82132 | 247 |
| DZ82135 | 245 |
| DZ8215X | 213, 223, 227, 231, 237, 245, 247, 257 |
| DZ82288 | 235 |
| DZ82335 | 237 |
| DZ82452 | 219, 239, 255 |
| DZ82484 | 261 |
| DZ82492 | 257 |
| DZ82508 | 229 |
| DZ82551 | 243 |
| DZ82560 | 215, 253, 263 |
| DZ82621 | 227, 233 |
| DZ82768 | 217, 225, 251 |
| DZ82873 | 259 |
| DZ82945 | 249 |
| DZ82N136LX | 215, 219, 239, 253, 255 |
| DZ82N136RX | 215, 219, 239, 253, 255 |
| DZ82N13LX | 213, 217, 221 - 227, 231, 243, 249 - 251, 257, 263, 265 |
| DZ82N13RX | 213, 217, 221 - 227, 231, 243, 249 - 251, 257, 263, 265 |

| Article No. | Page |
|-------------|-------------------------------|
| DZ82N9LX | 229, 261 |
| DZ82N9RX | 229, 261 |
| DZ84219 | 265 |
| DZ84274 | 237, 243, 249, 265 |
| DZ84276 | 221 - 223 |
| DZ84320 | 213 |
| DZ84370 | 231 |
| DZ84388 | 241 |
| FS12154X | 245 |
| FS12156X | 247 |
| FS12325X | 235 |
| FS12542LX | 229 |
| FS12542RX | 229 |
| FS12571X | 261 |
| FS12760LX | 237 |
| FS12760RX | 237 |
| FS13417LX | 227 |
| FS13417RX | 227 |
| FS13674LX | 259 |
| FS13674RX | 259 |
| FS13722LX | 217, 225, 251, 257 |
| FS13722RX | 217, 225, 251, 257 |
| FS13767LX | 233 |
| FS13767RX | 233 |
| FS13848LX | 263 |
| FS13848RX | 263 |
| FS13891LX | 243 |
| FS13891RX | 243 |
| FS57207LX | 213 |
| FS57207RX | 213 |
| FS57208LX | 215, 219, 239, 253, 255 |
| FS57208RX | 215, 219, 239, 253, 255 |
| FS57213LX | 231 |
| FS57213RX | 231 |
| FS57224LX | 249 |
| FS57224RX | 249 |
| FS57229LX | 221 |

| Article No. | Page |
|-------------|--------------------------------------|
| FS57229RX | 221 |
| FS57230LX | 223 |
| FS57230RX | 223 |
| FS57236LX | 265 |
| FS57236RX | 265 |
| JK346763S | 213 - 265 |
| JK415832S | 213 - 265 |
| JKR49123X | 213 - 231, 239 - 257, 261, 265 |
| JKR56365X | 259 |
| JKR56367X | 237 |
| JKR56368X | 233 |
| JKR56369X | 235 |
| JKR56712X | 263 |
| RKF45506X | 245 |
| RKF45567X | 247 |
| RKF47904LX | 229 |
| RKF47904RX | 229 |
| RKF48035LX | 257 |
| RKF48035RX | 257 |
| RKF48731LX | 243 |
| RKF48731RX | 243 |
| RKF49034LX | 261 |
| RKF49034RX | 261 |
| RKF49683LX | 215 - 217, 225, 249, 251 - 253 |
| RKF49683RX | 215 - 217, 225, 249, 251 - 253 |
| RKF49684BLX | 235, 241 |
| RKF49684BRX | 235, 241 |
| RKF54088LX | 231 |
| RKF54088RX | 231 |
| RKF54406LX | 219, 239, 255 |
| RKF54406RX | 219, 239, 255 |
| RKF54576BLX | 259 |
| RKF54576BRX | 259 |
| RKF56492BLX | 213 |
| RKF56492BRX | 213 |
| RKF56686BLX | 221 - 223 |

CHAPTER | 1
COMPANYCHAPTER | 2
HARDWARE OVERVIEWCHAPTER | 3
INDIVIDUAL COMPONENTSCHAPTER | 4
PROFILE-RELATED
COMPONENTSCHAPTER | 5
INSTALLATION
INSTRUCTIONSCHAPTER | 6
IMPORTANT DETAILS

ARTICLE INDEX

| Article No. | Page |
|-------------|--|
| RKF56686BRX | 221 - 223 |
| RKF56772LX | 233, 237, 263 |
| RKF56772RX | 233, 237, 263 |
| RKF57325LX | 227, 265 |
| RKF57325RX | 227, 265 |
| RKP55660X | 235 |
| RKP55662X | 259 |
| RKP55786X | 237 |
| RKP56345X | 233 |
| RKP56493X | 243 |
| RKP56670X | 217, 225, 251 |
| RKP56702X | 221 - 223 |
| RKP56703X | 227 |
| RKP56704X | 215, 219, 239, 253, 255, 263 |
| RKP56705X | 249 |
| RKP56706X | 257 |
| RKP56908X | 261 |
| RKP56910X | 213 |
| RKP57202X | 265 |
| RKP57203X | 231 |
| RKP57209X | 229 |
| RKP57215X | 245 |
| RKT45610AX | 213, 223, 227, 231, 237, 245, 247, 257 |
| RKT49713LX | 215 - 221, 225, 229, 233 - 235, 239 - 243, 249 - 255, 259 - 265 |
| RKT49713RX | 215 - 221, 225, 229, 233 - 235, 239 - 243, 249 - 255, 259 - 265 |
| RP45394AX | 229, 235, |


PROFILE-RELATED COMPONENTS

| Article No. | Page |
|-------------|------------------------------------|
| | 241, 245, 247, 261 |
| RPK47459X | 233 |
| RPK48228X | 257 |
| RPK48229X | 215, 219, 239, 253, 255, 263 |
| RPK48230X | 237 |
| RPK48574X | 227 |
| RPK48732X | 243 |
| RPK54595X | 259 |
| RPK54608X | 217, 225, 251 |
| RPK54791X | 249 |
| RPK55553X | 265 |
| RPK55817X | 221 - 223 |
| RPK56912X | 213 |
| RPK57120X | 231 |
| RPZ47459X | 233 |
| RPZ48228X | 257 |
| RPZ48229X | 215, 219, 239, 253, 255, 263 |
| RPZ48230X | 237 |
| RPZ48574X | 227 |
| RPZ48732X | 243 |
| RPZ54595X | 259 |
| RPZ54608X | 217, 225, 251 |
| RPZ54791X | 249 |
| RPZ55553X | 265 |
| RPZ55817X | 221 - 223 |
| RPZ56912X | 213 |
| RPZ57120X | 231 |
| RU80147 | 247 |
| RU80148 | 245 |
| RU80642 | 235, 241 |
| RU80651 | 261 |
| RU80680 | 215, 253 |
| RU80682 | 243 |
| RU80702 | 257 |
| RU80723 | 217, 225, 251 |
| RU80865 | 227 |

| Article No. | Page |
|-------------|--------------------------------------|
| RU84277 | 221 - 223 |
| RU84311 | 219, 239, 255 |
| RU84318 | 213 |
| RU84362 | 265 |
| RU84372 | 231 |
| RU84374 | 229 |
| RU84386 | 249 |
| RUV80232X | 245 |
| RUV80235X | 257 |
| RUV80251X | 217, 225, 251 |
| RUV80268X | 247 |
| RUV80441X | 229 |
| RUV80523X | 227 |
| RUV80552X | 243 |
| RUV84083X | 261 |
| RUV84156X | 249 |
| RUV84179X | 215, 219, 239, 253, 255, 263 |
| RUV84221X | 265 |
| RUV84319X | 213 |
| RUV84322X | 221 - 223 |
| RUV84371X | 231 |
| RUV84377X | 241 |
| RZ45708CX | 235, 241 |
| RZ45877X | 229 |
| RZ47146X | 261 |
| RZ47959X | 245 |
| RZ48291X | 247 |
| RZ48730X | 243 |
| RZ49682X | 215 - 217, 225, 249, 251 - 253 |
| RZ54087X | 231 |
| RZ54405X | 219, 239, 255 |
| RZ54520BX | 257 |
| RZ54580DX | 259 |
| RZ55677X | 221 |
| RZ56017BX | 213 |
| RZ56685X | 223 |
| RZ56713CX | 233, 237, |

| Article No. | Page |
|-------------|------------------------------------|
| | 263 |
| RZ57323X | 227, 265 |
| RZF55237X | 237 |
| RZF55239LX | 227, 233 |
| RZF55239RX | 227, 233 |
| RZF55240LX | 257 |
| RZF55240RX | 257 |
| RZF55241LX | 261 |
| RZF55241RX | 261 |
| RZF55273LX | 235 |
| RZF55273RX | 235 |
| RZF56208LX | 215, 219, 239, 253, 255, 263 |
| RZF56208RX | 215, 219, 239, 253, 255, 263 |
| RZF56800LX | 245 |
| RZF56800RX | 245 |
| RZF57206LX | 213 |
| RZF57206RX | 213 |
| RZF57210LX | 217, 225, 251 |
| RZF57210RX | 217, 225, 251 |
| RZF57211LX | 229 |
| RZF57211RX | 229 |
| RZF57212LX | 231 |
| RZF57212RX | 231 |
| RZF57214LX | 243 |
| RZF57214RX | 243 |
| RZF57223LX | 249 |
| RZF57223RX | 249 |
| RZF57225LX | 259 |
| RZF57225RX | 259 |
| RZF57226LX | 265 |
| RZF57226RX | 265 |
| RZF57227LX | 221 |
| RZF57227RX | 221 |
| RZF57228LX | 223 |
| RZF57228RX | 223 |
| RZP56736X | 213 - 265 |
| RZS56732X | 213 - 265 |

NOTES



CARL FUHR GmbH & Co. KG

Postfach 10 02 64 · D-42567 Heiligenhaus

Carl-Fuhr-Straße 12 · D-42579 Heiligenhaus

Phone: +49 (0) 20 56/5 92-0

Fax: +49 (0) 20 56/59 23 84

Email: info@fuhr.de · Internet: www.fuhr.de

Our distributor